

MAHLE

FILTROS FILTERS



Aftermarket 2018 / 2019

WWW.MAHLE-AFTERMARKET.COM

MAHLE[®]

Indice

ES

Prefacio	Página	3
Informaciones técnicas		
Amplia línea de filtros	Página	4-5
Uso del catálogo		
Instrucciones de uso/Abreviación/Simbología/Explicaciones	Página	6
Configuración de las páginas y códigos de artículos	Página	7
Lista de productos por tipo en orden creciente	Página	17-107
Informaciones adicionales	Página	108
Tabla de conversión	Página	109-133
ES Acerca de este catálogo	Página	2-7
EN About this catalog	Page	10-15



Catálogos adicionales

Para completar el presente catálogo*, MAHLE también ofrece los siguientes materiales de consulta:

- Catálogo de Filtros para Camiones
- Catálogo de Pistones, Camisas, Kits y Cojinetes
- Catálogo de Aros
- Catálogo de Válvulas, Guías y Asientos de Válvulas

- Catálogo de Turbos
- Catálogo de Juntas
- Catálogo de Termostátos
- Catálogo de Alternadores y Motores de Arranque

Estos catálogos están disponibles para consulta en nuestra página web (www.mahle-aftermarket.com).

La perfección es la precisión en el detalle

MAHLE es líder internacional en el desarrollo para la industria automotriz. Con sus productos para motores de combustión y periféricos, además de soluciones para vehículos eléctricos, el grupo dirige todas las cuestiones esenciales relacionadas a las tecnologías para el sistema de propulsión, aire acondicionado y componentes para motores relacionados a la filtración y a la administración térmica. Los productos MAHLE están instalados por lo menos en la mitad de los vehículos de todo el mundo. Por décadas, los componentes y sistemas MAHLE han obtenido éxito en todas las pistas de carrera del mundo. Los innovadores productos de la compañía también son usados fuera de los caminos – en aplicaciones estacionarias, maquinaria móvil, transporte ferroviario y también en aplicaciones aeroespaciales y marítimas.

En 2015, el grupo realizó ventas de aproximadamente 11,5 mil millones de euros, reuniendo cerca de 76.000 empleados, estando representado en 34

países y en más de 170 localidades de producción. Su objetivo estratégico es ser la fuerza tecnológica de la movilidad eficiente. En 15 grandes centros de desarrollo ubicados en Alemania, Gran Bretaña, Luxemburgo, Eslovenia, EE.UU., Brasil, Japón, China e India, cerca de 6.000 ingenieros y técnicos de desarrollo están trabajando en soluciones innovadoras para la movilidad del futuro.



Las mejores referencias en todo el mundo



Estos son algunos de nuestros clientes de primer equipo, que confían en MAHLE por todo el mundo:

Alfa Romeo, Audi, BMW, Case, Caterpillar, Chevrolet, Citroën, CNHTC, Cummins, Dacia, DAF, Daihatsu, Detroit Diesel, Deutz, Dongfeng, Ducati, Ferrari, Fiat, Ford, Freightliner, General Motors, Harley Davidson, Honda, Hyundai, Isuzu, Iveco, Jaguar, John Deere, Kia, Komatsu, Lancia, Land Rover, Mack Trucks, Magna Steyr, MAN, Maserati, Mazda, Mercedes-Benz, Mitsubishi, MWM International, Navistar International, New Holland, Nissan, Opel, Paccar, Perkins, Peugeot, Porsche, Renault, Renault Trucks, Saab, Scania, Seat, Skoda, Smart, Steyr, Stihl, Subaru, Suzuki, Toyota, Vauxhall, Volkswagen, Volvo, Yamaha.

Amplia línea de filtros

Tenemos una larga tradición en la industria de los filtros. MAHLE es históricamente un fabricante de componentes de motor, que reconoció desde temprano la alta importancia de los filtros en la circulación del aire y de los líquidos en el motor. Para una combustión óptima se requiere un buen filtrado, además de mantener limpio el aceite, el combustible y el sistema de admisión. Además, para que los ocupantes de los vehículos permanezcan sanos respirando aire limpio, los filtros de habitáculo son otra parte importante de nuestro portfolio.


Filtros de aire MAHLE

La limpieza del aire aspirado es una de las condiciones más importantes para una potencia de motor óptima, altos pares de motor, un consumo de combustible reducido y una disminución de las emisiones de sustancias dañinas. Con los filtros de aire MAHLE se filtra el polvo, el hollín y la carbonilla

de desgaste de los neumáticos hasta en un 99,9 por ciento. Simultáneamente se garantiza una mezcla óptima de aire / combustible. La gran capacidad de captación de partículas garantiza largas duraciones – incluso bajo condiciones extremas, como calor, frío o influencias químicas. Nuestros filtros de calidad impiden el desgaste prematuro en las válvulas, superficies de deslizamiento de los cilindros, segmentos de pistón, cojinetes y otros componentes del motor. Para garantizar un rendimiento duradero e impecable, todos los filtros deberían ser sustituidos dentro de los intervalos de cambio prescritos por los fabricantes de automóviles.

Filtros de aceite

Los filtros de aceite de MAHLE mantienen alejadas de forma fiable las partículas de suciedad del circuito de lubricación y mantienen de este modo tanto la calidad del aceite, como también la capacidad de



rendimiento y la rentabilidad del motor. Mediante una geometría de plegado estable se consigue una gran resistencia a los arranques en frío. Los picos de carga de hasta 20 bares son compensados a través de la alta resistencia a la presión de la carcasa. Una válvula de by pass asegura la alimentación de aceite bajo cualquier circunstancia – el suministro se mantiene en caso de que el aceite esté espeso, como en las fases de arranque en frío o en caso de temperaturas exteriores bajas, así como cuando un elemento del filtro está muy sucio por haber sobrepasado el intervalo de cambio. Una válvula de bloqueo de retorno impide que el filtro se vacíe cuando el motor está parado y asegura un rápido suministro de aceite al arrancar el motor en frío. Los materiales de junta de alta calidad y las piezas de conexión precisas garantizan una separación fiable del aceite sucio y del filtrado.

Filtros de combustible

Los filtros de combustible MAHLE capturan de forma fiable los cuerpos extraños. Por medio de la aplicación de medios filtrantes de alta calidad, el sistema de combustible se protege contra las partículas de suciedad más mínimas y, por consiguiente, contra deterioros por corrosión. Esto asegura el funcionamiento del motor y garantiza el servicio rentable del vehículo.

El suministro de combustible constante necesario se consigue por medio de la regulación de la presión y la recirculación de la cantidad sobrante desde la bomba de inyección al depósito. Una amortiguación de las pulsaciones compensa las oscilaciones de presión de la bomba de combustible. Los filtros de combustible MAHLE cumplen el exigente estándar de calidad de los fabricantes automovilísticos y garantizan estanqueidad incluso en caso de accidente.

Filtros de habitáculo

Los filtros de habitáculo realizan un trabajo limpio: Durante un viaje de una hora de duración entran en el habitáculo del vehículo hasta 100.000 litros de aire. Tanto más importante es un cambio regular del filtro. MAHLE recomienda la sustitución en intervalos de 15.000 Km, pero como mínimo una vez al año. Si el filtro de aire de habitáculo está obturado o se

avería por completo, la concentración de sustancias dañinas en el habitáculo del vehículo puede ascender a unos valores seis veces superiores a los existentes en el aire que se aspira al borde de la carretera. Los filtros de aire de habitáculo de MAHLE suministran al conductor y a los pasajeros, incluso en caso de polución urbana o polen, aire respirable filtrado de forma fiable y, de este modo, aseguran la salud, el bienestar y la plena capacidad de concentración del conductor. Estos filtros también descargan al ventilador, protegen la calefacción y el aire acondicionado contra la suciedad, mejoran la circulación del aire e impiden el peligroso empañado de los cristales. Además, los cristales de los instrumentos y el tablero permanecen limpios durante más tiempo.

Filtros de urea

MAHLE ofrece filtros específicos para los sistemas de utilización del Arla 32. El Arla 32 es un aditivo que se utiliza en camiones de nueva generación y que cumplen con las normas Euro V (Europa) y Proconve 7 (Brasil). Este contribuye a la reducción de emisiones de gases nocivos y como consecuencia a una reducción de consumo de diesel. Para neutralizar sustancias insolubles e impurezas que residen en el sistema de almacenaje del Arla 32, el Grupo MAHLE desarrolló los filtros de urea.

Filtros Blindagua

El Grupo MAHLE lanza un innovador concepto de filtración: el filtro BLINDAGUA. Ha sido especialmente desarrollado para responder a un viejo desafío del sector automotor: la presencia de agua en el diesel. A través del filtrado en 2 etapas, el Blindagua brinda eficiencia superior de filtrado, 3 veces más separación de agua en el diesel y menor costo por Km entre otros beneficios.

La condición más importante para el funcionamiento impecable de los filtros es, no obstante, la sustitución del mismo dentro de los intervalos de mantenimiento prescritos por el fabricante de automóviles.

Instrucciones de uso

Las denominaciones de venta están por orden alfabético. A continuación les detallamos los siguientes tipos de filtros:

AL = Filtro secador de aire

G = Filtro de aceite para la caja de cambios

GC = Filtros recambiables

H = Filtros de aceite hidráulico

HC = Filtros recambiables

HX = Elementos para filtros de cuerpo

K = Filtros de combustible

KC = Filtros recambiables

KL = Filtros en conducto

KX = Elementos para filtros de cuerpo

L = Filtros de aire

LA = Filtros de aire para habitáculo

LAG = Filtro de aire para habitáculo/Kit

LAK = Filtro de confort para el habitáculo

LAKG = Filtro de confort para el habitáculo/Kit

LAR = Filtro de aire para habitáculo/Marco de plástico

LX = Elementos para filtros de aire seco

LXS = Elementos de seguridad para filtros de aire seco

O = Filtros de aceite lubricante

OC = Filtros recambiables

OR = Filtro de aceite ecológico

OX = Elementos para filtros de cuerpo

OZ = Rotor para el centrifugador de aceite

UX = Filtro de urea

WFC = Filtro para sistema de enfriamiento

Abreviación

REFRIG. = Refrigeración

TRANS. = Engranaje

DIR. = Dirección

SUC. = Succión

DESUM. = Cartucho del secador de aire

COMP. = Compresor

Simbología

| X | = Aplicación no utiliza filtro de habitáculo

| ∞ | = Filtro interno para bomba de combustible (Life-Time)

Explicaciones





Los números de referencia de los constructores de vehículos y motores se han dado para facilitar la comparación.

En casos de duda les rogamos consultar directamente por el teléfono +54 3327 414200. Los datos de esta lista han sido minuciosamente elaborados, pero no nos responsabilizamos de posibles errores. Tampoco assumimos la responsabilidad sobre mo-

dificaciones en los motores y denominación de los artículos por parte de los constructores, así como en los modelos de filtros.

Con la aparición de este catálogo pierden su validez todas las ediciones anteriores. Reservados todos los derechos. Toda reproducción, aunque sea en extracto, requiere nuestra previa autorización por escrito.

Configuración de las páginas y códigos de artículo

MAHLE											
APLICAÇÃO / APPLICATION	MOTOR / ENGINE	ANO / YEAR					HIDRÁULICO/ HYDRAULIC	OUTROS/ OTHER			
			1°	2°			1°	2°			
1	3	4	5	6	7	8	9	10	11	12	
KIA MOTORS											
K3500/3600						OC299		X			
Pride	1.3/ 1.3i					OC205		X			
Sephia	1.6i B6					OC205		X			
Sephia 1.5 16V (GTX / LS / Aut.)						OC195		X			
Sephia 1.6 (GTX)						OC195		X			
Sephia SLX						OC195		X			
Sorento	3.5L					OC235/ OC506 PLUS	∞	X			
Sorento	3.8L V6	2006->					∞	LA301			
Soul	1.6L	2.009 - >	LX2739					X			
Soul	2.0L	2.009 - >	LX2739					X			
SPORTAGE	2.0 16V	2005->	LX1785					LA301			
SPORTAGE	2.7 V6	2005->	LX1785					LA301			
Sportage	DLX Diesel	95->				OC318	KC46	LA301			
Sportage - Gasolina	2.0L	01->				OC205	∞	LA301			
Sportage - Gasolina	DLX 2.0 16V	92->	LX1097				KC132	LA301			
KOMATSU											
D122								X	HC81		
D125/D125 A 18	Cummins					OX198D e OX218D		X			
D150/D155A-1 (Após série 20000)	S6 D155 Komatsu Imp.					OX217D/ OX198D		X			
D150/D155A-1 (Até série 19999)	S6 D155 Komatsu Imp.					OX3D		X			
D150/D155A-1 (Série 24805)	S6 D155 Komatsu Imp.						KC133	X			
D155	S1 (série 20000-25483) / S6D155 Komatsu Imp.					OX217D/ OX198D		X			
D155 A-1	Cummins NT855					OX198D e OX218D	KC133	X			WFC1- REFRIG./ WFC3- PRECAR- GA
D30E - Tratores de esteira	MB OM352	82->	LX236 / LX236/1	LXS41/1		OX197D	KX43/ KX35	X			
D355 A-3	SA6 D 155 Komatsu Imp. 25899					OX217D		X			
D355 A-3	SA6 D 155 Komatsu Imp. 25900					OX198D e OX218D	KC133	X			
D455 A-1	1710 Cummins							X			

- 1 Fabricante
- 2 Vehículos/Modelos
- 3 Datos del motor
- 4 Año de construcción
- 5 Filtro de aire – primário
- 6 Filtro de aire – secundário
- 7 Filtro de aceite
- 8 Filtro de combustible – primário
- 9 Filtro de combustible – secundário
- 10 Filtro de habitáculo
- 11 Filtro de aceite hidráulico
- 12 Otros filtros



MAHLE

MAHLE
OC 983

Overview

EN

Introduction	Page	11
Technical information		
The extensive MAHLE filter program	Page	12-13
Catalog applications		
Instructions for use/Abbreviations/Symbology/Declaration	Page	14
Page structure and decoding of part numbers	Page	15
Product list by type and ascending order	Page	17-107
Additional information	Page	108
Cross reference	Page	109-133

ES	Acerca de este catálogo	Página	2-7
EN	About this catalog	Page	10-15

english



Additional catalogs

In addition to this catalog*, the following information material is available from MAHLE:

- Truck Filters Catalog
- Pistons, Cylinders, Kits and Bearings Catalog
- Pistons Rings Sets Catalog
- Valves, Guides and Valve Seats Catalog

- Turbochargers Catalog
- Gaskets Catalog
- Thermostats Catalog
- Alternators and Starters Catalog

These catalogs are available for consultation on the our website (www.mahle-aftermarket.com).

Perfection is precision in the detail

MAHLE is a leading international development partner and supplier to the automotive industry. With its products for combustion engines and their peripherals as well as solutions for electric vehicles, the group addresses all the crucial issues related to the powertrain and air conditioning technology—from engine systems and components to filtration to thermal management. MAHLE products are fitted in at least every second vehicle worldwide. For decades, MAHLE components and systems have been successful on every race track in the world. The company's innovative products are also used off the road—in stationary applications, mobile machinery, rail transport, as well as aerospace and marine applications.

In 2015, the group generated sales of approximately EUR 11.5 billion with around 76,000 employees and is represented in 34 countries with over 170 production locations. Its strategic objective is to be

a technological driving force for efficient mobility. At 15 major development locations in Germany, Great Britain, Luxembourg, Slovenia, the USA, Brazil, Japan, China, and India, about 6,000 development engineers and technicians are working on innovative solutions for the mobility of the future.



The best references – worldwide



These original equipment customers trust in MAHLE throughout the world.

Alfa Romeo, Audi, BMW, Case, Caterpillar, Chevrolet, Citroën, CNHTC, Cummins, Dacia, DAF, Daihatsu, Detroit Diesel, Deutz, Dongfeng, Ducati, Ferrari, Fiat, Ford, Freightliner, General Motors, Harley Davidson, Honda, Hyundai, Isuzu, Iveco, Jaguar, John Deere, Kia, Komatsu, Lancia, Land Rover, Mack Trucks, Magna Steyr, MAN, Maserati, Mazda, Mercedes-Benz, Mitsubishi, MWM International, Navistar International, New Holland, Nissan, Opel, Paccar, Perkins, Peugeot, Porsche, Renault, Renault Trucks, Saab, Scania, Seat, Skoda, Smart, Steyr, Stihl, Subaru, Suzuki, Toyota, Vauxhall, Volkswagen, Volvo, Yamaha.

The extensive MAHLE filter program

We have a long tradition in the filter industry. MAHLE—historically a developer of engine components—recognized early how important optimally functioning filters are for the circulation of engine air and fluids. After all, efficient combustion requires good filtration—regardless of whether oil, fuel or intake air has to be cleaned. And because people stay healthy only when they breathe clean air, cabin air filters are another important part of our program.


MAHLE air filters

Clean air intake is one of the most important conditions for optimal engine power, high torque, low fuel consumption and minimized pollutant emissions. With MAHLE air filters, up to 99.9 percent of dust, soot and tire wear particles are filtered out. At the same time, an optimal air/fuel mixture is assured. The high particle uptake capacity ensures

long service life under extreme conditions such as heat, cold or chemical contaminants. Our quality filters prevent premature wear of valves, cylinder working surfaces, piston rings, bearings and other engine components. To ensure optimum filter performance, all filters should be replaced within the service intervals stipulated by the car manufacturers.

MAHLE oil filters

MAHLE oil filters reliably prevent contaminants from entering the lubrication system and maintain oil quality as well as the performance and efficiency of the engine. Thanks to stable pleat geometry, cold start stability is assured. Load peaks up to 20 bar are compensated due to the high pressure resistance of the housing. A pressure relief valve guarantees the oil supply under all conditions—for viscous oil encountered during cold starts or at low temperatures, for extremely contaminated filter



elements, or when the replacement intervals have been exceeded. A non-return flow valve prevents the draining of the filter when the engine is switched off and ensures adequate oil supply when the engine is started. High-grade sealing materials and custom-fit connecting pieces assure reliable separation of contaminated and filtered oil.

MAHLE fuel filters

MAHLE fuel filters reliably remove contaminants. Thanks to high-quality filter media, the fuel system is protected from the smallest contaminants and therefore from corrosion damage. This protects the engine and assures efficient operation of the vehicle. The required constant fuel supply is achieved with pressure regulation and recirculation of the surplus fuel from the injection pump to the tank.

Pulsation damping compensates for the pressure fluctuations caused by the fuel pump. Our fuel filters comply with the correspondingly high safety standards of the automobile manufacturers and ensure secure sealing even in the event of accidents.

MAHLE cabin air filters

Cabin air filters are very efficient: During only one hour of driving, an air volume of up to 100,000 liters is circulated through the vehicle interior. All the more reason to change cabin air filter elements regularly. MAHLE recommends changing the cabin air filter every 15,000 km or a minimum of at least once per year. If the cabin air filter fails or is clogged, the pollutant concentration in the interior of the vehicle can increase to six times of that of the outside air. MAHLE cabin air filters reliably supply the driver and passengers with clean air to breathe, which safeguards their health, well-being and ability of the driver to concentrate even in the event of smog or high pollen count. They also reduce the load on the blower, protect heating and air conditioning from contamination, improve air circulation and prevent dangerous fogging of the windows. In addition, the inside of the windows and fittings remain cleaner for longer.

Urea filters

MAHLE provides specific filters for Arla 32 systems utilization. Arla 32 is an additive used in new-generation trucks in accordance with Euro V (Europe) and Proconve 7 (Brazil) standards. This contributes to reduce emissions of harmful gases and diesel consumption. To neutralize insoluble substances and impurities residing in the Arla storage system 32, the MAHLE Group developed urea filters.

Blindagua filters

The MAHLE Group launches an innovative filtration concept: the BLINDAGUA filter. It has been specially developed to meet an old challenge in the automotive sector: the presence of water in the diesel. Through the 2-stage filtration, the Blindagua provides superior filtration efficiency, 3 times more water separation in diesel and lower cost per kilometer among other benefits.

However, an important consideration for optimum functioning of oil filters is that filters are replaced within the maintenance intervals stipulated by the automobile manufacturers.



Instructions for use

Our filter designations are listed alpha-numerically, with letters indicating the specific types of filters:

AL = Air-drying cartridge

G = Gearbox oil filter

GC = Spin-on filters

H = Hydraulic filters

HC = Spin-on filters

HX = Elements for housing filters

K = Fuel filters

KC = Spin-on filters

KL = Inline filters

KX = Fuel filter elements

L = Air filters

LA = Passenger compartment air filter

LAG = Passenger compartment air filter/Kit

LAK = Cabin comfort filter

LAKG = Cabin comfort filter/Kit

LAR = Passenger compartment air filter/
Plastic frame

LX = Air filter elements

LXS = Safety elements for air filters

O = Oil filters

OC = Spin-on filters

OR = Eco oil filter

OX = Oil filter elements

OZ = Rotor for oil extractor

UX = Urea filter

WFC = Coolant filter

Abbreviations

REFRIG. = Refrigeration

TRANS. = Transmission

DIR. = Steering

SUC. = Suction

DESUM. = Air drying cartridge

COMP. = Compressor

Symbology

| X | = Application don't use cabin filter

| ∞ | = Internal filter for fuel pump (Life-Time)

Declaration






Original part numbers as well as others references of vehicle or engine manufacturers are given for internal comparison only.

In case of doubt, please contact us by phone +54 3327 414200. All information given in this catalog have been compiled carefully, however, they are not binding.

Changes concerning engine and type numbers on the part of the manufacturers and concerning filter types are also subject to this reservation.

Upon publication of this catalog all previous editions cease to be valid. Copyright reserved. Reproducing or extracts with our written prior permission only.

Page structure and decoding of part numbers

MAHLE											
APLICAÇÃO / APPLICATION	MOTOR / ENGINE	ANO / YEAR						HIDRÁULICO/ HYDRAULIC	OUTROS/ OTHER		
			1°	2°		1°	2°				
1	3	4	5	6	7	8	9	10	11	12	
KIA MOTORS											
K3500/3600						OC299		X			
Pride	1.3/ 1.3l					OC205		X			
Sephia	1.6i B6	93->				OC205		X			
Sephia 1.5 16V (GTX / LS / Aut.)		01/93->12/01				OC195		X			
Sephia 1.6 (GTX)		01/95->12/95				OC195		X			
Sephia SLX		01/93->12/95				OC195		X			
Sorento	3.5L	04->				OC235/OC506 PLUS	∞	X			
Sorento	3.8L V6	2006->					∞	LA301			
Soul	1.6L	2.009 - >	LX2739					X			
Soul	2.0L	2.009 - >	LX2739					X			
SPORTAGE	2.0 16V	2005->	LX1785						LA301		
SPORTAGE	2.7 V6	2005->	LX1785						LA301		
Sportage	DLX Diesel	95->				OC318	KC46		LA301		
Sportage - Gasolina	2.0L	01->				OC205	∞		LA301		
Sportage - Gasolina	DLX 2.0 16V	92->	LX1097				KC132		LA301		
KOMATSU											
D122								X	HC81		
D125/D125 A 18	Cummins					OX198D e OX218D		X			
D150/D155A-1 (Após série 20000)	S6 D155 Komatsu Imp.					OX217D/ OX198D		X			
D150/D155A-1 (Até série 19999)	S6 D155 Komatsu Imp.					OX3D		X			
D150/D155A-1 (Série 24805)	S6 D155 Komatsu Imp.						KC133	X			
D155	S1 (série 20000-25483) / S6D155 Komatsu Imp.					OX217D/ OX198D		X			
D155 A-1	Cummins NT855					OX198D e OX218D	KC133	X		WFC1-REFRIG./ WFC3-PRECAR-GA	
D30E - Tratores de esteira	MB OM352	82->	LX236 / LX236/1	LXS41/1		OX197D	KX43/ KX35	X			
D355 A-3	SA6 D 155 Komatsu Imp. 25899					OX217D		X			
D355 A-3	SA6 D 155 Komatsu Imp. 25900					OX198D e OX218D	KC133	X			
D455 A-1	1710 Cummins							X			

- 1 Manufacturer
- 2 Vehicles/Models
- 3 Engine data
- 4 Year of construction
- 5 Primary air filter
- 6 Secondary air filter
- 7 Oil filter
- 8 Primary fuel filter
- 9 Secondary fuel filter
- 10 Cabin air filter
- 11 Hydraulic oil filter
- 12 Other filters



MAHLE

MAHLE
OC 983

APLICACIÓN / APPLICATION

MOTOR / ENGINE

AÑO / YEAR



1°



2°



OTROS / OTHERS

AGCO

6.65	Deutz BF4M 1012E		LX1673 / LX1687/1	LXS259	OX155D	KX363	
6.85	Deutz BF4M 1012E		LX1673 / LX1687/1	LXS259		KC24 / KX368 / KX363	
6-Serie	Deutz BF4M 1012EC		LX1673 / LX1687/1	LXS259		KC24 / KX368 / KX363	HC82
6-Serie	Deutz BF6L913		LX1673			KC113 / KX363	HC82
6-Serie	Deutz BF6L913		LX1314	LXS251		KC113 / KX363	HC82
6-Serie	Deutz BF6L913C		LX1801			KC113 / KX363	HC82
6-Serie	Deutz BF6L913C		LX1801	LXS219		KC119 / KX363	HC82
6-Serie	Deutz BF6L913C Turbo		LX1801	LXS219		KC113 / KX363	HC82
MF 290	4.1 Perkins PK 4000	01.1994->06.1999	LX275	LXS5/1	OC324		HC82
MF 292	Perkins 4000	01.1994->06.1999	LX236	LXS41/1	OC324	KC18	HC82
MF233-BXI	Inyeccion Directa Perkins AD 3152		LX200	LXS40/1	OC38	KX23	
MF235 / MF250 / 265	Perkins 6152	01.1974->02.1982	LX200	LXS40/1	OC38	KX23	
MF250	Perkins 4236	01.1994->06.1999	LX200	LXS5/1	OC38		
MF265	Perkins 4203	01.1996->02.2004	LX200	LXS40/1	OC38	KX23	
MF265	Perkins 4236	01.1996->02.2004	LX1687/1	LXS259	OC324	KX24 / KX23	
MF292 / 292 (4X4)- Turbo	Perkins 4236		LX236	LXS41/1	OC324	KX24	HX54
MF3365	Perkins 4300				OX200D		
MF410	Perkins 6357	02.1982->	LX973		OX200D	KX23	
MF500 / 500B	Perkins 6357	02.1978->01.1981	LX236	LXS41/1	OX200D	KX23	
MF510	Perkins 6357	03.1982->	LX973		OX200D	KX23	
Optima 440	Agco Allis 914 Deutz BF6L914C		LX271/2	LXS43/1	OC60	KC113 / KX363	HC82
Optima 550	Deutz BF6M 1013 ECP		LX2619		OC60	KC8 / KC113 / KX363	HC62
Optima 660	Deutz		LX2620		OC60	KC113 / KX363	

AGRALE

4100			LX1802		OC18		
4100, 4100 (Remolcador Industrial), 4100.4	Agrale M 93 ID	1999->			OC83		
4230, 4230 (Remolcador Industrial), 4230 HSE FBO, 4230.4, 4230.4 CARGO, 4230.4 HSE FBO	Agrale M 790	2001->			OC83		
6000	2.8 MWM 4.08 TCE	01.2006->				KC118/1	
7000	4.3 MWM 4.10	01.2000->	LX1314	LXS251	OC60	KC122 / KC119	
7500	4.3 MWM 4.10 T	01.2000->06.2004	LX1314	LXS251	OC60	KC122 / KC119	
7500	MWM 4.10 TCA	02.2004->	LX243/1	LXS37/2	OC60	KC18	
8500	4.3i MWM 4.10 T	01.2000->06.2004	LX1314	LXS251	OC60	KC122	
8500	MWM Acteon 4.12 TCE	03.2005->	LX1314	LXS251	OC60	KC118/1	
6000CD	2.8 MWM Sprint 4.07 TCA	01.2000->04.2004	LX1314		OC404	KC121/1 / KL41	
6000CD	2.8 MWM Sprint 4.07 TCA	02.2004->	LX1314		OC404	KC121/1 / KL41	
6000D	2.8 MWM Sprint 4.07 TCA	01.2000->04.2004	LX1314		OC404	KL41	
6000D	2.8 MWM Sprint 4.07 TCA	02.2004->	LX1314		OC404		
6000RD	2.8 MWM Sprint 4.07 TCA	01.2000->04.2004	LX1314			KL41	
6000RS	2.8 MWM Sprint 4.07 TCA	01.2000->04.2004	LX1314		OC404	KL41	
9200 E-Tronic	MWM 4.12 TCE	03.2006->	LX1314	LXS251	OC60	KC118/1	
Araus/Maxima 4040	BF6L 913C						HC62
AX Serie - AX 5.145 4x4	BF6L 913						HC62
AX Serie - AX 5.170 Turbo	BF6L 913 C						HC62
AX Serie - AX 5.190 Turbo Postenfriado	BF6L 913 C						HC62
AX Serie - AX 5.220 4x4	BF6L 913 C						HC62
AX Serie - AX100 / AX120 / AX120S							HC62
AX Serie - AX160							HC62
AX Serie - AX160S Turbo	BF6L 913 T	1979->					HC62
AX Serie - AX4.100-4.100, L 4.100 4x4	F5L 913						HC62
AX Serie - AX4.120-4.120, L 4.120 4x4	F6L 913	->1983					HC62
AX Serie - AX4.140 4x4	BF6L 913 T	->1983					HC62

(*) Filtros en desarrollo

APLICACIÓN / APPLICATION

MOTOR / ENGINE

AÑO / YEAR



1°

2°







OTROS / OTHERS

AGRALE





AX Serie - AX4.160	BF6L 913	->1983						HC62
AX Serie - AX4.190	BF6L 913 C	->1983						HC62
AX Serie - AX4.60	F3L913							HC62
AX Serie - AX4.75-AX Serie - AX4.75 4x4	F4L913							HC62
AX Serie - AX5.100 4x2 / 4x4	F5L913							HC62
AX Serie - AX5.125 4x2 / 4x4	F6L913							HC62
AX Serie - AX5.125L 4x2	F6L913							HC62
AX Serie - AX5.65 4x2 / 4x4	F3L913							HC62
AX Serie - AX5.80 4x2 / 4x4	F4L913							HC62
AX Serie - AX80/ AX80S-AX80C-AX100S								HC62
BX100 / BX4100 Turbo	MWM D229-4D		LX265	LXS37/2	OC60	KX43		HC76 / HC84
DX Serie - DX160	BF6L 913	->1983						HC62
DX Serie - DX90-DX 120	F6L 913	->1983						HC62
Furgovan 6000	2.8 MWM Sprint 4.07 TCA	01.2002->	LX1314	LXS251	OC404	KC121/1 / KL41		
Furgovan 6000 E	2.8 MWM 4.07 TCE	01.2006->	LX1314	LXS251	OC404	KC118/1		
Furgovan 6000 E	2.8 MWM 4.08 TCE	01.2005->	LX1314	LXS251		KC118/1		
MA 7.0	MWM 4.10 T	03.2000->	LX265	LXS37/2		KC120		
MA 7.5	MWM 4.12 TCE E-Tronic	01.2005->	LX1314			KC492		
MA 7.5T	MWM 4.10 TCA	01.1996->04.2000	LX265	LXS37/2		KC121		
MA 7.5T	MWM 4.10 TCA	06.2000->	LX265	LXS37/2		KC121 / KC492		
MA 8.5	MWM 4.10 TCA	01.1996->04.2000	LX265	LXS37/2		KC121		
MA 8.5	MWM 4.12 TCE E-Tronic	01.2005->	LX1801	LXS219	OC60	KC492		
MA 8.5T	MWM 4.10 TCA	03.2000->06.2006	LX265	LXS37/2		KC120 / KC492		
MA 9.2	MWM 4.12 TCE E-Tronic	01.2006->	LX1801	LXS219	OC60	KC492		
MA 15	MWM Acteon 4.12 TCE	01.2007->				KC118/1		
MT 12.0	Cummins Int. 6 ISBE	01.2006->	LX1801	LXS219	OC60	KC118/1		
Volare A8	MWM 4.10 TCA	01.1998->01.2000	LX265	LXS37/2	OC60	KC121 / KC573 / KC635*		
Volare A8	MWM X10	05.2000->	LX1314	LXS251	OC60	KC120 / KC492		
Volare W8	MWM 4.12 TCE	03.2006->	LX1801	LXS219	OC60	KC492		
Volare W9	MWM 4.12 TCE	11.2006->	LX1801	LXS219	OC60	KC492 / KC573 / KC635*		

ALFA ROMEO

75	2.5 V6 116.CA	06.1986->10.1989			OC133			
145	1.9 Td AR33601	10.1994->01.2001	LX453		OC501	KC18 / KC51		
145	2.0 16V AR67204	02.1996->09.2002	LX618		OC66 / OC272	KL83	LA34	
146	1.8 i.e. 16V AR 38401/67106	12.1996->01.2001	LX618		OC272	KL83		
146	1.8 16V AR32201	01.2000->09.2002	LX618			KL83		
146	1.9 Td AR33601	10.1994->01.2001	LX453		OC501	KC18 / KC51	LA34	
146	2.0 16V AR67204	10.1995->01.2001	LX618		OC501 / OC272	KL83		
147	1.6 TS (937) AR 32104	11.2000->			OC272			
155	1.9 Td AR67501	05.1993->12.1997	LX453		OC501	KC18 / KC51	LA34	
155	2.0 16V AR67203	05.1992->12.1997	LX453		OC66 / OC18	KC51 / KL184		
155	2.0 T.S. (A2A) AR 67202	05.1992->02.1995				KL184		
155	2.5 AR67301	04.1992->10.1996	LX453		OC18			
156	2.0 T.Spark 16V (932) AR32301	09.1997->02.2001	LX618		OC272			
156	2.5 V6 24V (932) AR 32401	09.1997->02.2001			OC272			
159	1.9 JTD	10.2006->10.2008			OX553D ECO / OX553D			
159	2.4 JTD 20V	10.2007->10.2008			OX553D Eco			
159	2.2 JTS	10.2006->01.2013			OX553D Eco			





APLICACIÓN / APPLICATION	MOTOR / ENGINE	AÑO / YEAR						OTROS / OTHERS
			1°	2°				
ALFA ROMEO								
159	1.8 Tbi				OX553D			
159	2.0 JTDM				OX553D			
164	3.0 V6 24V	06.1994->08.1998				KL2		
166	3.0 24V AR34301	05.1998->09.2001			OC66			
Alfa 33	1.5	09.1984->12.1987			OC18	KL63		
Alfa 33 (A1 A / C / D / F / H)	1.3 AR30587	10.1984->12.1989			OC18	KL63		
Alfa 33 4x4	1.5 AR30588	12.1986->12.1989			OC18	KL63		
Alfa 6	2.5 TD VM-HR 588 HT	07.1981->05.1986				KC18		
Alfetta (B3)	2.4 TD VM4HT 2.4	04.1983->12.1984				KC18		
Alfetta (BA)	2.0 TD VM4HT/2	10.1979->03.1983				KC18		
Brera	1.8 Tbi	01.2007->10.2010			OX553D ECO / OX553D			
Brera	2.0 JTM	01.2007->10.2010			OX553D ECO / OX553D			
Giulietta	1.8 Tbi	09.2011->			OX553D ECO / OX553D			
GTV	2.5 V6 116.CA	01.1980->10.1989			OC121			
Mito	1.4 TB 16V	11.2009->	LX4165				LA306	
ANSI-GNC								
ANSI - GNC			LX2848					
ASIA MOTORS								
Hi Topic	2.7	1993->1997	LX1068		OC503	KC46		
Hi Topic	2.7	1997->	LX1094		OC503	KC46		
Topic		01.1994->	LX1068		OC503	KC46		
Towner		01.1997->	LX1066		OC195	KL222		
Towner		01.1998->	LX1066		OC195	KL222		
APRILIA								
DORSODURO	750				OC11			
ATLANTIC	500				OC11			
SCARABEO	500				OC11			
AUDI								
90	2.0 20V	05.1987->09.2000			OC522			
200	2.1 Turbo	04.1980->08.1988			OC522			
200	2.2	10.1979->09.1982			OC522			
200	2.2 Turbo Quattro	12.1987->08.1989			OC522			
100 Sedan/Limusine/Avant	1.8	02.1985->11.1990	LX208 / LX208/1		OC522	KL222		
100 Sedan/Limusine/Avant	1.9	02.1971->07.1976			OC522	KL222		
100 Sedan/Limusine/Avant	2.0	02.1982->09.1985			OC522			
100 Sedan/Limusine/Avant	2.0	05.1991->06.1994			OC522			
100 Sedan/Limusine/Avant	2.0 4cil.	08.1976->07.1976			OC522	KL222		
100 Sedan/Limusine/Avant	2.2 5cil.	10.1982->04.1988			OC522			
100 Sedan/Limusine/Avant	2.2 Turbo	09.1989->05.1991			OC522			
100 Sedan/Limusine/Avant	2.3	09.1989->11.1991			OC522			
100 Sedan/Limusine/Avant	2.6 V6	05.1992->06.1994			OC522			
100 Sedan/Limusine/Avant	2.8 V6 AAH	02.1991->10.1997			OC522	KL88		
100 (4A, C4)	2.8 V6 AAH	12.1990->06.1994				KL88		
80 Sedan/Avant	1.3	07.1981->08.1986	LX208 / LX208/1		OC522	KL222		
80 Sedan/Avant	1.3	08.1979->06.1981			OC522	KL222		





(*) Filtros en desarrollo

APLICACIÓN / APPLICATION	MOTOR / ENGINE	AÑO / YEAR	 1°	 2°			OTROS / OTHERS
AUDI							
80 Sedan/Avant	1.5	09.1975->	LX208 / LX208/1	OC522	KL222		
80 Sedan/Avant	1.6	11.1993->	LX208 / LX208/1	OC522			
80 Sedan/Avant	1.6/1.8	09.1980->07.1986		OC522			
80 Sedan/Avant	1.8	09.1989->10.1991	LX208 / LX208/1	OC522			
80 Sedan/Avant	1.8	09.1991->09.1995	LX208 / LX208/1	OC522			
80 Sedan/Avant	1.8	10.1983->08.1989		OC522			
80 Sedan/Avant	1.9	09.1981->07.1983	LX208 / LX208/1	OC522	KL227		
80 Sedan/Avant	1.9	09.1986->08.1991		OC522			
80 Sedan/Avant	1.9 Tdi AAZ	03.1994->11.1997			KC18		
80 Sedan/Avant	2.0	07.1984->		OC522		LA45	
80 Sedan/Avant	2.0	09.1990->11.1991		OC522		LA45	
80 Sedan/Avant	2.0 16V	04.1994->03.1995		OC522		LA45	
80 Sedan/Avant	2.0 16V	07.1990->06.1992		OC522		LA45	
80 Sedan/Avant	2.0 ABT	03.1994->11.1997		OC522			
80 Sedan/Avant	2.2 20V	08.1992->03.1995		OC522		LA45	
80 Sedan/Avant	2.3	09.1991->06.1992		OC522			
80 Sedan/Avant	2.6 V6	09.1992->03.1995		OC522		LA45	
90 Sedan	2.3	09.1989->07.1990		OC522			
A1	1.2 TFSI		LX2831			LAK809	
A1	1.4T Fsi CAXA	01.2011->	LX2831	OC593/4	KL572	LAK809	
A1	2.0 TDI		LX2831			LAK809	
A3	1.6 AKL	02.1999->12.2004	LX684	OC522	KL79	LA31	
A3	1.6 AVU	06.2000->05.2003	LX684	OC522	KL79	LAK63	
A3	1.8 20V AGN / APG	09.1996->05.2003	LX684 / LX1835	OC522	KL79	LA31	
A3	1.8 20V Turbo AGU/AQA/ ARX/ARZ/AUM	12.1996->05.2003	LX684 / LX1835	OC522	KL79	LA31	
A3	1.8 S3 (L4)	01.2001->12.2004	LX684	OC522	KL79	LAK63	
A3	1.8 S3 AMK / APY	03.1999->09.2001	LX684 / LX1835	OC522	KL79	LA31	
A3	1.8 T 180 cv APP	10.2000->05.2004	LX684	OC522	KL79	LA31	
A3	1.8 T Quattro 20V AJQ/ APP/ARY/AUQ	10.1998->05.2003	LX684 / LX1835	OC522	KL79	LA31	
A3	1.9 Tdi AHF/ASV	11.1996->08.2001	LX684 / LX1835	OX143D	KL147D	LA31	
A3	1.9 Tdi ALH	06.1997->09.2001	LX684 / LX1835	OX143D	KL147D	LA31	
A3	1.9 Tdi ASV	04.2000->12.2004	LX684	OX143D	KL147D	LA31	
A3	1.9 Tdi BKC / BLS / BXE	05.2003->09.2009	LX1211	OX188D		LA181 / LAK181	
A3	1.4 Tsi Motor CMBA / CXSA					LAK888	
A3 Sportback	1.4 TSI		LX4358			LAK888	
A3 / Sportback	1.4 TFSI CAX	06.2013->	LX1566	OC593/3 / OC593/4		LA181	
A3 / Sportback	1.4 TFSI CAX	06.2011->06.2013	LX1566	OX379D	KL572		
A3 / Sportback	1.6 BGU, BSE, BSF, CCSA, CMXA	10.2005->	LX1566	OC522	KL156/3	LA181 / LAK181	
A3 / Sportback	1.8 TFSI BYT / BZB / CDAA	11.2006->	LX1211	OC456	KL572	LA181 / LAK181	
A3 / Sportback	1.9 Sport Back BKC	01.2004->	LX1211	OX188D		LA181 / LAK181	
A3 / Sportback	2.0 FSI	01.2004->	LX1566	OX379D	KL572	LA181	
A3 / Sportback	2.0 FSI BVZ	03.2005->06.2008		OX379D	KL83		
A3 / Sportback	2.0 FSI BVZ	07.2008->03.2010		OX379D	KL572		
A3 / Sportback	2.0 FSI AXW,BLR/XY/MB/ VY/VZ	05.2003->	LX1566			LA181	
A3 / Sportback	2.0 Tdi BKD / BMM / CBAB / OFFB / CLJA	05.2003->	LX1211	OX188D	KX228D / KX220D / KX178D	LA181 / LAK181	

APLICACIÓN / APPLICATION	MOTOR / ENGINE	AÑO / YEAR	 1°	 2°			OTROS / OTHERS
AUDI							
A3 / Sportback	2.0 Tdi BKD	2004->	LX1482				
A3 / Sportback	2.0 TDi Sport Back (1595) AZV / BKD / BMM	03.2005->06.2008	LX1211	OX188D		LA181 / LAK181	
A3 / Sportback	2.0 Tdi BKD / CBA	2008->	LX1482				
A3 / Sportback	2.0T FSI BWA	03.2006->06.2008		OX379D	KL572		
A3 / Sportback	3.2 V6 quattro BDB, BMJ, BUB	09.2003->	LX1500			LA181	
A3 / Sportback	3.2 V6 BUB/BMJ	05.2009->	LX1500	OX188D	KL176/6D		
A3 / Sportback	3.2 V6 FSI BUB	03.2005->06.2008	LX1500	OX188D		LA181	
A3 / Sportback	3.2 V6 FSI CALA	03.2005->06.2008	LX2091D	OX381D		LA181	
A3 / Sportback / Cabrio	2.0T FSI BWA	11.2008->	LX1482	OX379D	KL572		
A3 Cabriolet	1.6 BGU / BSE / BSF / CCSA, CMXA	05.2003->09.2005		OC522	KL176/6D	LAK181	
A3 Cabriolet	1.6 FSI BAG/BLF/BLP	09.2003->09.2007	LX1566	OX341 / OX341D	KL572 / KL83	LA181	
A3 Cabriolet	2.0 T (L4) AXX, BPY, BWA, CABW	01.2004->	LX1262			LA181	
A3 Cabriolet	2.0 TFSI AXX, BPY, BWA, CAWB, CBFA, CCTA/ZA	09.2004->	LX1262	OC456		LA181	
A3 Cabriolet	2.0 16V FSI Turbo Sportback BWA	01.2007->	LX1262	OC456			
A4	1.6 ALZ	01.2001->06.2008	LX819	OC522	KL79 / KL36	LAK93	HX84
A4	1.8 T AVJ	11.2000->	LX819	OC522	KL570 / KL36	LA93 / LAK93	
A4	1.8 T BFB	11.2000->	LX819	OC522	KL592 / KL36	LA93 / LAK93	
A4	1.8 T BEX	11.2000->	LX819	OC522	KL592 / KL36	LA93 / LAK93	
A4	1.8 Turbo AJL	12.1997->09.2001	LX448 / LX622	OC522	KL36	LA45	
A4	1.8 TFSI CABB / CDHB	11.2007->03.2012	LX2046	OC456	KL36	LAK386	
A4	1.8 TFSI CABA / CDHA	01.2008->	LX2046	OC456	KL36		
A4	1.8 TFSI CJEB	01.2012->	LX2046		KL36		
A4	1.9 TDI AVF / AWX	11.2000->12.2004	LX819		KL36	LA93 / LAK93	HX84
A4	2.0 TDI	2008->			KL596 / KL36		
A4	2.0 TDI CAGA, CAGB, CJCA, CMFA	11.2007->	LX2046		KL36		
A4	2.0 TDI CJCD, CMFB	05.2013->	LX2046		KL36		
A4	2.0 TFSI CAEA, CDNB, CFKA	06.2008->	LX2046		KL36		
A4	2.0 TFSI CAEB, CDNC, CPMA	06.2008->	LX2046		KL36	LAK386	
A4	2.0 TFSI CNCD	05.2013->	LX2046		KL36		
A4	2.5 TDI V6 AKE / BAU / BDH	11.2000->12.2005	LX819	OX164D	KL154 / KL36	LA93 / LAK93	HX84D
A4	2.5 TDI V6 BCZ / BDG / BFC	06.2002->12.2005	LX819	OX164D	KL36	LA93 / LAK93	
A4	2.7 TDI	2008->			KL596 / KL36		
A4	2.7 S4 quattro AGB	09.1997->09.2001	LX622	OC485	KL36		
A4	3.0 V6 ASN / AVK / BBJ	11.2000->06.2008	LX819	OC485	KL36	LA93	HX84
A4	3.0 TDI	2008->			KL596 / KL36		
A4	3.0 TFSI (S4 quattro) CAKA, CGWC, CGXC, CTUB	12.2008->	LX2091D		KL36		
A4	3.0 TFSI CMUA	02.2012->	LX2091D		KL36		
A4	3.2 FSI AUK	11.2004->09.2008	LX819		KL36	LA93	
A4	3.2 V6 FSI CALA	11.2007->03.2012	LX2091D	OX381D	KL36	LAK386	
A4 Sedan	2.8 V6 AAH	05.1993->10.1998	LX448		KL2 / KL36	LA45	
A4 Sedan	2.7 TDI V6 BPP	11.2005->09.2008	LX819	OX196/3D	KL599 / KL36	LA93 / LAK93	HX84
A4 Sedan	3.0 TDI V6 BKN	11.2004->06.2008	LX819	OX196/3D	KL599 / KL36	LA93 / LAK93	HX84
A4 Sedan	3.0 TDI V6 ASB	11.2005->09.2008	LX819	OX196/1	KL599 / KL36	LA93 / LAK93	HX84

(*) Filtros en desarrollo

APLICACIÓN / APPLICATION	MOTOR / ENGINE	AÑO / YEAR	 1°	 2°			OTROS / OTHERS
AUDI							
A4 Sedan	3.0 TDI BMK	2006->			OX196/1	KL454 / KL36	LA239 / LAK239
A4 Sedan / Avant	1.8 20V ADR / APT / ARG / AFY	01.1995->09.2001	LX448 / LX622		OC522	KL2 / KL36	LA45
A4 Sedan / Avant	1.8 T 20V AEB / ANB / APU / ARK / AWT	03.1995->08.2001	LX448 / LX622		OC522	KL36	LA45
A4 Sedan / Avant	1.9 Tdi AFF/AJM/ATJ	03.1996->09.2001	LX448 / LX622			KL36	
A4 Sedan / Avant	1.9 Tdi AFN/AVG	02.1995->09.2001	LX448 / LX622		OC59	KL36	LA45
A4 Sedan / Avant	1.9 Tdi AJM	08.1998->08.2001	LX448			KL36	LA45
A4 Sedan / Avant	1.9 Tdi AVF	04.2001->10.2007	LX448		OX143D	KL147D / KL36	LA93 / LAK93
A4 Sedan / Avant	2.0 Tdi BRE	12.2006->12.2008			OX188D	KL147D / KL36	LAK93
A4 Sedan / Avant	2.0 Tdi BRE	07.2008->			OX188D	KL147D / KL36	HX84D
A4 Sedan / Avant	2.0T FSI BWE	12.2006->12.2008	LX819		OX379D	KL571 / KL36	LA93 / LAK93
A4 Sedan / Avant	2.4 30V V6 AGA / ALF / AJG	03.1997->09.2001	LX448 / LX622		OC38 / OC485	KL36	
A4 Sedan / Avant	2.4 V6 AJG	05.1999->08.2001	LX448			KL36	LA45
A4 Sedan / Avant	2.4 30V V6 AML / APS / APZ / ARJ	08.1998->09.2001	LX448 / LX622		OC485	KL36	LA45
A4 Sedan / Avant	2.6 V6	02.1995->09.2001	LX448		OC38	KL2 / KL36	LA45
A4 Sedan / Avant	2.8 30V ACK / ALG / APR / AQD / ATX	10.1996->09.2001	LX448 / LX622		OC485	KL36	LA45
A4 Sedan / Avant / Cabrio	1.9 Tdi AVF	04.2001->11.2007	LX448		OX143D	KL147D / KL36	LA45
A4 Sedan / Avant / Cabrio	1.9 Tdi AWX	11.2000->12.2004	LX448 / LX819		OX143D	KL147D / KL36	LA45
A4 Sedan / Avant / Cabrio	2.0 ALT	11.2000->06.2008	LX819		OC522	KL79 / KL36	HX84
A4 Sedan / Avant / Cabrio	2.0 Tdi BLB/BNB/BPW/ BRC	11.2004->09.2008	LX819		OX143D / OX188D	KL554 / KL147D / KL36	LA93
A4 Sedan / Avant / Cabrio	2.0 Tdi BRE	12.2006->11.2007			OX143D / OX188D	KL147D / KL36	HX84D
A4 Sedan / Avant / Cabrio	3.0 V6 ASN	08.2001->07.2006			OX196/1D	KL79 / KL36	LA93 / LAK93
A4	4.2 BNF		LX1019		OX350/4D	KL36	
A5	2.0 TDI	2008->				KL596	
A5	2.0 TDI CGLC	11.2011->	LX2046				
A5	2.0 TFSI CDNC / CAEB	06.2008->	LX2046		OC456		LAK386
A5	2.0 TFSI CAEA / CAEB / CDNB	06.2008->	LX2046		OC456		
A5	2.0 TFSI CNCD	05.2013->	LX2046				
A5	2.7 TDI	2007->				KL596	
A5	3.0 TDI	2007->				KL596	
A5	3.0 TFSI (S5) CCBA, CAKA, CGWC, CGXC, CTUB	05.2012->	LX2091D				
A5	3.0 TFSI CMUA	11.2011->	LX2091D				
A5	3.2 V6 FSI CALA	06.2007->	LX2091D		OX381D		LAK386
A5	4.2 FSI (S5) CAUA	06.2007->	LX2091D		OX350/4D ECO / OX350/4D		
A6	2.8 30V ACK / ALG / APR / AQD	02.1997->06.2001	LX448 / LX622		OC485	KL88 / KL36	LA46
A6	4.2 V8 RS6 Plus BRV	04.2004->10.2004			OC522 / OX350/4D	KL60 / KL36	LA93
A6 (4B/C5)	1.9 TDI AFN/AVG	02.1997->05.2001	LX622			KL36	HX84
A6 (4B/C5)	2.5 TDI V6 AYM	05.2001->08.2002	LX593/1		OX164D	KL36	HX84
A6 (4B/C5)	2.5 TDI V6 AFB/AKN	07.1997->06.2001	LX593/1		OX164D	KL154 / KL36	HX84
A6 (4B/C5)	2.7 T V6 ARE / BES	05.2001->05.2005	LX622			KL36	LA93
A6 (4B/C5)	3.0 V6 ASN / BBJ	05.2001->05.2005	LX622		OC485	KL36	LA93
A6 (4F/C6)	2.7 TDI V6 BPP	11.2004->10.2008			OX196/3D	KL36	
A6 (4F/C6)	2.8 FSI V6 CCDA	10.2008->09.2011			OX368D1	KL571 / KL36	
A6 (4F/C6)	3.0 V6 BBJ	04.2004->05.2006			OC485	KL36	
A6 (4F/C6)	3.0 TFSI V6 CAJA	10.2008->09.2011				KL571 / KL36	
A6	3.0 V6 TFSI (CRE)	2016->	LX2049/4*				LAK667*

APLICACIÓN / APPLICATION	MOTOR / ENGINE	AÑO / YEAR					OTROS / OTHERS
			1°	2°			
AUDI							
A6 (4F/C6)	3.2 FSI V6 AUK, BKH, BYU	04.2004->09.2011					KL571 / KL36
A6 Sedan		2005->					KL454 / KL36 LA239 / LAK239
A6 Sedan	2.0 Tdi BRE	2007->	LX1006/1D				KL554D / KL36 LAK239/S HX84D
A6 Sedan	2.7 TDI	2007->	LX1006/1D				KL36 LAK239/S
A6 Sedan	3.0 TDI	2007->	LX1006/1D				KL36 LAK239/S
A6 Sedan / Avant	1.8 T	02.1998->07.2001	LX448	OC38			KL2 / KL36 LA46
A6 Sedan / Avant	1.9 TDI 1Z	06.1994->02.1997	LX296				KL36 LA46
A6 Sedan / Avant	1.9 TDI AFN/AVG	02.1998->07.2001	LX448				KL36 LAK93
A6 Sedan / Avant	2.0 16V	03.1994->10.1997		OC38			KL36 LA46
A6 Sedan / Avant	2.4 V6 AGA/AJG/ALF/AML	02.1998->07.2001	LX448 / LX622	OC485			KL2 / KL36 LA46
A6 Sedan / Avant	2.4 V6 APC	02.1998->07.2001		OC485			KL2 / KL36 LA46 HX84D
A6 Sedan / Avant	2.4 V6 ARJ	02.1998->07.2001	LX448				KL2 / KL36 LA46
A6 Sedan / Avant	2.6 V6	03.1994->10.1997		OC38			KL36 LA46
A6 Sedan / Avant	2.8 V6 AAH	03.1994->10.1997	LX448 / LX622	OC485			KL88 / KL36 LA46
A6 Sedan / Avant	2.8 V6 ATX	02.1998->07.2001	LX448				KL2 / KL36 LA46
A6 Sedan / Avant	2.8 V6 FSI AHA	07.2008->10.2008	LX448	OC522			KL36 LA46
A8	2.8 V6 16V	09.1995->02.2000		OC38			KL36
A8	3.0 TDI	2010->					KL596 / KL36
A8	3.7	09.1995->02.2000		OC38			KL36
A8	4.2 V8 AQF/FQF	10.1998->09.2002					OX350/4D ECO / OX160/D / OX350/4D KL36 HX84
A8	4.2 FSI BVJ	06.2006->03.2010					OX350/4D ECO / OX160/D / OX350/4D KL571 / KL36
A8	4.2 TDI	2009->					OX160/D / OX350/4D KL596 / KL36
Allroad	2.7 Biturbo AJK	05.2001->10.2005	LX448				KL2 LA46
Allroad	2.7 TDI	2006->	LX1006/1D	OX196/3D			LA239 / LAK239
Allroad	2.7 TDI V6 CANC	10.2008->09.2011		OX196/3D			LA239 / LAK239
Allroad	3.0 TDI V6 ASB	05.2006->10.2008	LX1006/1D	OX196/1			LA239 / LAK239
Allroad	3.0 TDI V6 CDYA, CDYC	10.2008->09.2011		OX196/3D			LA239 / LAK239
Allroad	3.2 V6 FSI	2006->					LA239 / LAK239
Cabriolet	2.0	05.1993->		OC522			
Cabriolet	2.3	07.1992->05.1994		OC522			
Cabriolet	2.6 / 2.8 V6 AAH	05.1994->	LX296	OC38			
Cabriolet (8G/ B4)	2.8 V6 AAH	11.1992->10.2000		OC38 / OC485			
Coupé	1.8	07.1985->07.1986	LX208 / LX208/1	OC522			
Coupé	2.0	06.1989->07.1992		OC522			
Coupé	2.0 16V	10.1992->06.1994		OC522			
Coupé	2.2	10.1988->09.1996		OC522			
Coupé	2.3 20V	09.1989->11.1992		OC522			
Coupé	2.6 V6	11.1991->09.1996		OC522			
Coupé	2.8	11.1991->09.1996		OC522			
Coupé GT/GT5S	1.9	->07.1986	LX208 / LX208/1	OC522			KL222 / KL63
Coupé GTE	2.0	08.1981->07.1986		OC522			
Q2	1.4 TFSI (CZEA)		LX4358				LAK888
Q3	2.0 TFSI (8U) CQZC	10.2012->		OC456 / OX835D			LA181
Q3	2.0 TFSI (8U) CPSA	10.2012->		OC456 / OX835D			LA181
Q3	2.0 TDI	2011->	LX1211	OX388D ECO			KX342 ECO* LAK 181

(*) Filtros en desarrollo

APLICACIÓN / APPLICATION

MOTOR / ENGINE

AÑO / YEAR



1°





2°



OTROS / OTHERS

AUDI

APLICACIÓN / APPLICATION	MOTOR / ENGINE	AÑO / YEAR	1°	2°	Fuel Filter	Spin-on Filter	OTROS / OTHERS
Q5	2.0 TDI	2008->	LX2046			KL596	
Q5	2.0 TDI quattro (8R) CGLC, CMGB	06.2012->	LX2046	OX835D			
Q5	2.0 TFSI quattro (8R) CDNA / CNCB	09.2009->	LX2046	OC456 / OX835D			
Q5	2.0 TFSI, Hybrid quattro (8R) CDNC / CHJA	11.2008->	LX2046	OC456 / OX835D			LAK386
Q5	2.0 TFSI quattro (8R) CNCD	06.2012->	LX2046	OX835D			
Q5	3.0 Tdi CASA		LX2024/1	OX196/3D	KX192D		
Q5	3.2 V6 FSI quattro (8R) CALB	11.2008->	LX2091D	OX835D			LAK386
Q7	3.0 TDI V6 quattro BUG	03.2006->07.2008	LX792	OX196/1D	KX192D		LA182 / LAK182
Q7	3.0 TDI	2007->	LX793			KL596	
Q7	3.0 TDI V6 quattro (4L) CJGC, CJMA	05.2010->	LX792				
Q7	3.0 TFSI quattro (4L) CJTC, CJWC	05.2010->	LX792				
Q7	3.0 TFSI quattro (4L) CJWB, CNAA	05.2010->	LX792				
Q7	3.0 TDI V6 quattro CASA, CCMA, CJGA	11.2012->	LX793	OX196/3D	KX192D		
Q7	4.2 FSI V8 quattro BAR	03.2006->07.2010	LX792	OX350/4D ECO / OX350/4D			LA182
Q7	4.2 TDI V8 quattro BTR	03.2007->08.2008	LX792	OX196/1D / OX350/4D	KX192D		LA182
Q7	4.2 TDI V8 quattro BTR	09.2008->05.2009	LX792	OX196/1D / OX350/4D	KX192D		LA182
Quattro	2.1	11.1980->07.1987		OC522			
Quattro	2.2 Turbo	12.1987->04.1991		OC522			
R8	4.2 BIT			OX350/4D ECO / OX350/4D	KL571		LA239 / LAK239
R8	4.2 FSI quattro (420) CNDA	07.2012->10.2012		OX350/4D ECO / OX350/4D	KL571		LAK239/S
R8	5.2 FSI quattro (420) BUJ, CTYA	04.2009->05.2012		OX350/4D ECO / OX350/4D	KL571		LAK239/S
RS4	4.2 BNF		LX1019				
RS6	4.2 V8 BRV	04.2004->10.2004		OX350/4D Eco	KL60		LAK239/S
S3	1.8 T 210 cv AMK	08.2000->12.2002	LX684	OC522	KL79		LAK63
S3	1.8 T 225 cv APX	12.2002->10.2006	LX684				
S3	2.0T FSI BZC	08.2008->	LX1751	OX379D	KL572		
S4	4.2 BNF		LX1019				
S6	2.2 20V	08.1994->04.2001		OC522			
TT Coupe	1.8 20V Turbo AMU / APX / BAM	10.1998->08.2006	LX684 / LX1835	OC522	KL79		LAK63
TT Coupe / Roadster	1.8T FSI		LX1482				
TT Coupe / Roadster	1.8T FSI CDA A	06.2008->	LX1211	OC456	KL572		LA181 / LAK181
TT Coupe / Roadster	2.0T FSI BWA		LX1482				
TT Coupe / Roadster	2.0 TFSI BWA / BPY / CCZA	12.2006->	LX1262	OX379D	KL572		LA181 / LAK181
TT Coupe / Roadster	2.0 TFSI CDLB / CDLA/ CDMA	05.2008->	LX1500	OX379D	KL572		
TT Coupe / Roadster	2.0 TFSI CESA / CETA	05.2010->		OC456			LA181
TT Coupe / Roadster	2.5 TFSI (RS) CEPA	06.2009->	LX1500				
TT Coupe / Roadster	3.2 V6 FSI BHE/BJB	10.2005->	LX1500	OX188D	KL79		LAK63
TT Roadster	1.8 T BAM	09.2000->07.2005	LX684	OC47	KL79		
V8	3.6/4.2	09.1989->08.1993		OC522			

APLICACIÓN / APPLICATION	MOTOR / ENGINE	AÑO / YEAR						OTROS / OTHERS
			1°	2°				
BMW								
116i (E81/E87)	N45 B16, N45N B16	09.2004->08.2007	LX1650		OX166/1D		LA248 / LAK248	
116i (E81/E87)	N46 B16	09.2007->	LX2077/3		OX825D		LA248 / LAK248	
116i (E81/E87)	N43 B16A	09.2007->02.2009	LX1651		OX166/1D		LA248 / LAK248	
116i (E81/E87)	N43 B20A	02.2009->09.2012	LX1651		OX166/1D		LA248 / LAK248	
118i (E81/E87)	N46 B20	12.2004->09.2012	LX1651		OX166/1D		LA248 / LAK248	
118i (E81/E87/E88)	N43 B20A	03.2007->09.2012	LX1651		OX825D		LA248 / LAK248	
118d (E81/E87/E88)	118d	03.2010->	LX2077/3		OX404D	KL169/4D	LA248 / LAK248	
120i (E81/E87)	N46 B20, N42 B20 A	09.2004->02.2007	LX1651		OX166/1D		LA248 / LAK248	
120i (E81/E82/E87/E88)		03.2007->09.2012	LX1651		OX166/1D		LA248 / LAK248	
120d (E81/E87/E88)	120d	03.2010->	LX2077/3		OX404D	KL169/4D	LA248 / LAK248	
125i (E82/E88)	N52 B30A	03.2008->	LX2077/4		OX387D		LA248 / LAK248	
130i (E81/E87)	N52 B30	09.2005->09.2012	LX1035		OX387D		LA248 / LAK248	
135i (E82/E88)	N54 B30A, N55 B30A	09.2007->	LX1564 / LX1791		OX387D		LA248 / LAK248	
316 ti compact (E46/5)	N42/45/46 B18	04.2001->07.2004	LX759		OX166/1D	KL149	LA102	
316i/Ci (E46)	N42/45/46 B19	02.2002->09.2005			OX166/1D	KL149	LA102	
318is (E36)	M44 B19	09.1995->04.1999			OX127/1D	KL66	LA80	
318i/Ci (E46)	N42/46 B20	09.2001->08.2005			OX166/1D		LA102	
318i/Ci (E46)	N46 B20	09.2005->08.2007			OX166/1D		LA102	
318(E46)			LX759					
318 ti Compact (E36)	M44 B19	07.1995->10.2000			OX127/1D	KL66		
318 ti compact (E46/5)	N42/46 B20	08.2001->07.2004			OX166/1D		LA102	
318 tds (E36)	M41 D18	01.1995->10.1999			OX151D	KL763D	LA80	
318 tds Compact (E36)	M41 D18	01.1995->10.2000			OX151D	KL478	LA80	
320i (E90/E91/E92/E93)	N46 B20A/B, N43 B20A	09.2006->	LX1651		OX166/1D		LA248 / LAK248	
320i XDRIVE	N20B20A		LX2787 / LX1991*		OX387D ECO*			
320 d (Turbodiesel) (E46)	M47 D20	05.1998->09.2001	LX823		OX153/D2	KX69	LA102	
320 d/Cd (Turbodiesel) (E46)	M47 D20	09.2001->08.2007	LX823		OX368D1		LA102	
320 td compact (Turbodiesel) (E46/5)	M47 D20	08.2001->07.2004	LX823		OX368D1		LA102	
323i (E90/E91)	N52 B25	09.2006->			OX68D		LA248 / LAK248	
325i (E36)	M52 B25	09.1990->09.1995	LX343		OX68D	KL35		
325i (E90/E91/E92/E93)	N52 B25, N53 B30, N53 B30A	03.2005->	LX1035		OX387D	KL9	LA248 / LAK248	
325 td (E36)	M51 D25	09.1991->10.1999			OX126D	KL478 / KX228 / KC98	LA80	
325 ti compact (E46/5)	M52 B25	04.2001->07.2004	LX343		OX154/1D		LA102	
325i/Ci/Xi (E46)	M52/54/56 B25	08.2000->08.2007	LX343		OX154/1D	KL9	LA102	
325	motor N57 D30 A		LX1640					
328i (E36)	M52 B28	01.1995->10.1999	LX343		OX154/1D / OX68D	KL66	LA80	
328i/Ci (E46)	M52 B28	05.1998->09.2000	LX343		OX154/1D	KL66	LA102	
330d (Turbodiesel) (E46)	M57 D/N 30	01.1999->03.2003	LX818		OX177/3D	KL579D	LA102	
330 d/xd (Turbodiesel) (E46)	M57 D/N 30	02.2003->08.2007	LX818		OX177/3D	KL579D	LA102	
330i (E90/E91)	N52 B30	03.2005->08.2006	LX1035		OX387D		LA248 / LAK248	
330i (E90/E91/E92/E93)	N53 B30A	09.2006->	LX1035		OX387D		LA248 / LAK248	
335i (E90/E91/E92/E93)	N54 B30A, N55 B30A	09.2006->	LX1564 / LX1791		OX387D		LA248 / LAK248	
335i (F30/F31)	N55 B30A	10.2011->			OX387D			

(*) Filtros en desarrollo

APLICACIÓN / APPLICATION

MOTOR / ENGINE

AÑO / YEAR



1°



2°



OTROS / OTHERS

APLICACIÓN / APPLICATION	MOTOR / ENGINE	AÑO / YEAR	1°	2°	Icon 3	Icon 4	Icon 5	OTROS / OTHERS
BMW								
335is (E92/E93)	N54 B30A	05.2010->			OX387D			LA248 / LAK248
520i (E60/61)		03.2010->	LX2787					
523i (E39)	M52 B25	11.1995->09.2000	LX343 / LX1741		OX154/1D	KL66		
525 td (E34)	M51 D25	03.1993->09.1996			OX126D			
525 d (E60/61)		03.2010->			OX404D	KL169/4D		
525i (E60/61)	N52 B25	04.2005->12.2010			OX387D			
528i (E39)	M52 B28	11.1995->09.2000	LX343 / LX1741		OX154/1D	KL66		
528i	N20B20A		LX1991*					LAK467/S
530i (E34)	M60 B30	09.1992->09.1996				KL66		
540i (E34)	M60 B40	09.1992->09.1996				KL66		
540i (E39)	M62 B44	04.1996->07.2004				KL66		
530i (E60/61)	M54 B30	07.2003->04.2005	LX1741		OX154/1D			
530 d (E60/61)	M57 D30	07.2003->10.2005	LX818			KL160/1		
535i (E60/E61)	N54 B30A	09.2007->12.2010	LX1564		OX387D			LAK467/S
540i		07.2005->03.2010			OX636D			
550i		07.2005->03.2010			OX636D			
640i (F12/F13)	N55 B30A	03.2011->	LX2525		OX387D			
650i		07.2005->07.2010			OX636D			
730 (E23)	M30 B30	05.1977->08.1979	LX1216			KL66		
735i (E38)	M62 B35	01.1996->10.2001				KL66		
740i (E38)	M60 B40	10.1994->10.2001				KL66		
740i (E38)	M62 B44	01.1996->10.2001				KL66		
750i (E38)	M73 B54	12.1994->10.2001	LX1216			KL66		
840 Ci (E31)	M60 B40	02.1993->02.1996				KL66		
840 Ci (E31)	M62 B44	01.1996->12.1999				KL66		
C600SPORT					OC306			
C 650 GT					OC306			
F650		1993->2003			OX119			
F650 CS		12.2000->07.2005	LX820		OX119			
F650 GS		10.2006->06.2012	LX1293		OC306	KL315		
F650 GS / DAKAR		->2007	LX1790		OX119			
F650 ST		10.1996->10.2000			OX119			
F700 GS		07.2011->	LX1293		OC306	KL315		
F800 GS		10.2006->	LX1293		OC619			
F800 GT		10.2011->	LX1293			KL315		
F800 R		12.2005->	LX1293		OC619			
F800 S		12.2004->05.2010	LX1293		OC619			
F800G					OC306			
F800 ST		10.2004->07.2012	LX1293		OC619			
G650 (XCHALLENGE, XCOUNTRY, XMOTO)		07.2006->11.2007	LX820		OX119	KL315		
G650 GS		02.2008->			OX119			
G650 GS		2011->	LX1790					
HP2 Enduro		2005->	LX984/2					
K1300 R/S/GT		2009->	LX1892					
M135i (F20/F21)	N55 B30A	06.2012->			OX387D			
M3 3.0 Coupé (E36)	S50 B30	10.1992->01.1995	LX343		OX68D			LA80
M3 3.2 (E36)	S50 B32	09.1995->12.2000	LX343		OX68D	KL66		LA80
M3 3.2 (E46)	S54 B32 / S54 B33	08.2000->03.2005	LX343					LA102
M3 3.2 (E46)	326S4 343cv	08.2000->03.2005	LX343			KL104/1		LA102
M Coupé (E82)	N54 B30A	04.2011->06.2012	LX578		OX387D			LA248 / LAK248
M5 Sedan (F10)	5.0 motor S63B44A	2013->			OX353/7D ECO*			
R850 C		03.1999->12.2004	LX578		OC91D			
R850 GS		09.1994->12.1999	LX718		OC91D			
R850 R/RT		01.1995->	LX578		OC91D			
R1100 GS		01.1993->12.1999	LX578		OC91D			

APLICACIÓN / APPLICATION

MOTOR / ENGINE

AÑO / YEAR



1°

2°











OTROS / OTHERS

BMW

APLICACIÓN / APPLICATION	MOTOR / ENGINE	AÑO / YEAR	1°	2°	Fuel Filter	Spin-on Filter	OTROS / OTHERS
R1100 R		01.1993->12.1999	LX578	OC91D			
R1100 RS		01.1993->12.2001	LX578	OC91D			
R1100 RT		08.1995->12.2001	LX578	OC91D			
R1100 S		09.1998->12.2005	LX578	OC91D			
R1150 GS		09.1998->12.2003	LX578	OC91D			
R1150 RT		01.2001->12.2005	LX578	OC91D			
R1200 C		07.1997->12.2004	LX718	OC91D			
R1200 CL		10.2001->07.2004		OC91D			
R1200 GS		2004->	LX984/2			KL13	
R1200 GS ADVENTURE		2008->2009	LX984/2			KL13	
R1200 GS ADVENTURE		2010->	LX984/5			KL13	
R1200 GS		2013->	LX3595				
R1200 GS ADVENTURE		2013->	LX3595				
R1200 R		2007->2010	LX984/2				
R1200 R		2011->	LX984/5				
R1200 RT		2005->2009	LX984/2			KL13	
R1200 RT		2010->	LX984/5			KL13	
R1200 S		2006->	LX984/2				
R1200 ST		2005->	LX984/2				
K1		2005->	LX75				
K75		2005->	LX75				
K100		2005->	LX75				
K 1100 RS ABS		2005->	LX75			KL145	
K 1200 GT		2005->	LX1710			KL145	
K1200 R		2005->	LX966			KL145	
K1200 S		2005->	LX966			KL145	
K1200 RS		2005->	LX1710			KL145	
K1200 LT		2005->	LX1710			KL145	
S1000 RR		2005->	LX1841/1	OC619			
Serie 3	6cil	08.1977->11.1982		OC235		KL222/ KL63	
Serie 3		10.1980->09.1987		OC47			
Serie 3 Cabrio / Sport / Touring	25 6E 1/2	05.1984->01.1991		OC235			
Serie 3 Coupe	1.6 16 4E 2	09.1983->03.1992		OC23		KL222/ KL63	
Serie 3 Coupe	1.6 16 4E 2	08.1986->03.1992		OC23		KL222/ KL63	
Serie 3 Coupe	2.5 25 6E 1/2	05.1984->01.1991		OC47		KL2	
Serie 3 Coupe	25 6E 1/2	09.1983->11.1990		OC235			
Serie 3 Coupe	M 10 B 18	09.1982->08.1987		OC47			
Serie 3 Coupe	M 20 B 20	09.1982->12.1985		OC235			
Serie 3 Coupe	M 20 B 23	12.1982->10.1986		OC235			
Serie 3 Coupe	M 20 B 27			OC47		KL2	
Serie 3 Coupe		09.1993->08.1996	LX343			KL2	
Serie 5	M 20 B 20	09.1977->05.1981		OC23			
Serie 5		07.1981->08.1985		OC235			
Serie 5 Sedan	M 10 B 18	09.1983->12.1987		OC23			
Serie 5 Sedan	M 20 B 20	08.1985->12.1987		OC235			
Serie 5 Sedan	M 20 B 25 (Kat.)	01.1988->08.1991		OC235			
Serie 5 Sedan		01.1988->08.1991		OC235			
Serie 5 Sedan		09.1983->12.1987		OC47		KL2	
Serie 5 Sedan		09.1983->12.1987		OX51			
Serie 6 Sedan	M 30 B 35	06.1978->08.1988		OX51			
Serie 7 Sedan	28 6S 2	03.1983->09.1989				KL60	
Serie 7 Sedan	35 8S 1	07.1996->11.2000	LX448				
Serie 7 Sedan	40 8S 1	10.1993->05.1995	LX448				
Serie 8 Coupe	4.0 40 8S 1	03.1993->07.1999				KL60	
X1 18 d/x (E84)	N47 D20C	12.2009->		OX361/4D			LA248 / LAK248
X1 18i (E84)	N46 B20A	12.2012->	LX1651	OX166/1D			LA248 / LAK248
X1 20 d/x (E84)	N47 D20C	10.2009->07.2012	LX1640	OX361/4D			LA248 / LAK248

(*) Filtros en desarrollo

APLICACIÓN / APPLICATION	MOTOR / ENGINE	AÑO / YEAR	 1°	 2°			OTROS / OTHERS
BMW							
X1 20 iX (E84)	N20 B20A	10.2012->	LX2787				LA248 / LAK248
X1 28 iX 2.0 (E84)	N20 B20A	12.2012->		OX387D			LA248 / LAK248
X1 28 iX 3.0 (E84)	N52 B30A	10.2009->03.2011	LX1035	OX387D			LA248 / LAK248
X3	N20B20A / N52B30A	2013->	LX1991*				
X3 2.5i (E83)	M52 B25	03.2004->08.2006	LX343	OX154/1D			LA102
X3 2.5 si (E83)	N52 B25	09.2006->12.2010		OX387D			LA102
X3 3.0i (E83)	M54 B30	12.2003->08.2006	LX343	OX154/1D			LA102
X3 3.0 d (E83)	M57 D30	12.2003->10.2005	LX818		KL160/1		LA102
X3 3.0 d (E83)	M57 D30N2	09.2005->12.2010	LX818		KL160/1		LA102
X3 3.0 si (E83)	N52 B30	09.2006->12.2010		OX387D			LA102
X4	N20B20A	2015->	LX1991*	OX 387D ECO*			
X5 3.0 (E53)	M54 B30	06.2000->12.2006		OX154/1D	KL167		
X5 3.0 TDS (E53)	M57 D30	05.2000->10.2003	LX818		KL160/1		
X5 3.0 d (E53)	M57 D30	09.2003->12.2006	LX818	OX156D	KL473		
X5 3.0 d (E70)	M57 D30N2	03.2007->06.2010	LX818	OX156D	KL473		
X5 3.0si (E70)	N52 B30A, N52 B30BF	11.2006->06.2010	LX2036	OX387D			
X5 35 iX (E70)	N55 B30A	05.2010->	LX2036	OX387D			
X5 4.4	M62B44	02.2010->06.2010	LX2097 / LX2098	OX387D	KL167		
X5 4.8 i	N62 B48 A	02.2010->06.2010	LX2097 / LX2098	OX387D / OX367D			
X5 4.8 i		02.2007->06.2010	LX2097 / LX2098	OX636D	KL160/1		
X5	4.4i M Motor S63 R			OX353/7D ECO*			
X5 (07)	4.4i M motor S63 B 44A	2010->		OX353/7D ECO*			
X6 50i	4.4i V8 motor N63B44A	2008->		OX353/7D ECO*			
X6 30dX (E71)	M57 D30	04.2008->03.2010	LX818		KL160/1		
X6 35 iX (E71)	N54 B30A, N55 B30A	04.2008->		OX387D			
X6 M	4.4i M motor S63 B 44A	2010->		OX353/7D ECO*			
Z3 (E36/7)	M44 B19	03.1996->04.1999		OX127/1D	KL66		
Z3 2.8 Coupé (E36/7)	M52 B28	07.1997->07.2000	LX343	OX154/1D	KL66		
Z4 2.5i (E85)	M52 B25	03.2002->04.2006	LX343	OX154/1D			
Z4 35i (E89)	N54 B30A	05.2011->	LX1564	OX387D			
BOBCAT							
Serie 300			LX2959	OC83	KC20		
Serie 700 - 700 S				OC83	KC20		
Serie 800 - 843 (15001->)	Perkins 4.154 Diesel			OC42/1	KC20		
Serie 900 - 980	Cummins 4BT 3.9				KC455		
BOMAG							
BC Serie - 710	Cummins LTA 10			OC1176	KC20 / KC192		
K Serie - 301	Caterpillar 3145				KC20 / KC454		
CASE-IH							
175 C	Cummins NT 855				KC192		
275 C	Cummins KT 1150				KC192		
280 B	Cummins NT 855				KC192		
1050	Case 451B		LX17				
1150 G	Case 6T-590				KC455		
2344 Axial Flow					KC192 / KC455		
2366, 2388 Axial Flow					KC192 / KC455		

APLICACIÓN / APPLICATION	MOTOR / ENGINE	AÑO / YEAR	 1°	 2°			OTROS / OTHERS
CASE-IH							
475 C, 475 C Turbo	Cummins 1710				KC192		
7000							HC99
9150	Caterpillar 3306				OC121	KC134	
9150	Cummins					KC192	WFC21
9170, 9180	Caterpillar 3406				OC484	KC192 / KC430D	
9170, 9180	Caterpillar 3408				OC484	KC430D	
9170, 9180	Cummins				OC1176		
9190					OX5D		
9330	Cummins 6CTA 8.3					KC455	
9350					OC1176	KC192	
2470 504 BDT série 102525 / 580H							HC85 / HX15
254686A1							HC106
550G / 570 LXT / 570 LXT Series / 570 L			LX2527				
580 / 580 CK / 580 E	Perkins 4-203			OX18D	KX23		
580 SLE / 580 Super L / 580 Super L / 580 TLB			LX2527				
580 Super K cargadoras c/ retro 588/ 650G 788PAA c/ Case 4T-390						KC113 / KC107	
600-Serie (Maquinas de construcción)							HC85
621C	Cummins 6BT 5.9		LX2534				
688	Case 4-T390					KC455	
700-Serie (Maquinas de construcción)	Case 6T-590						HC85
800 R			LX17			OC202	
850	Case 301		LX17				
850 G	Case 6T-590					KC455	
855 P 400 (Aplicación Industrial)			LX760	OX198D / OX218D	KC133		
9010 / 9020 c/ Case 4T-390 - 9030 c/ Case 6T-590						KC166 / KC113 / KC107	
970	Case 377		LX17				
C-Serie	Case-Perkins 1004.40T		LX3986		OC308 / OC42/1		
CM Serie - 280 IV, 325 IV, 360 IV						KC192	
CS Serie - 280 IV, 284 IV, 325 IV, 360 IV						KC192	
CX 70 G / 80 / 90 / 100 (1998-2001) / MX 80C / 90C / 115C (1999-2001) / 100C (1998-2001)	Perkins		LX3986		OC308 / OC42/1	KX23	
CX-Serie	Case-Perkins 1004.40T		LX3986		OC308 / OC42/1		
L36242 / Donaldson P163425							HC105
Magnum / Magnum Pro - 7210, 7220, 7230, 7240, 7250	Cummins C6T-830, C6TA-830	1994->1996				KC455	
Magnum MX-Serie - 180, 200, 220, 240, 270	Cummins C6T-8.3, 6T-830, 6TA-830, C6TAA-8.3	2000->2002				KC455	
Maxxum MX-Serie - 80C, 90C					OC42/1		
MX-C-Serie	Perkins 1004-40T; Perkins 1006-60T		LX3986		OC308 / OC42/1	KC18	
MX-C-Serie - 100C, 115C					OC42/1		
N9025 / Caterpillar 9T5916/ Donaldson P164384							HC104
N9086 / Donaldson P165659							HC107
Serie C - Serie CX - Serie MX - 100/2 - 100/4	Perkins1004.40T		LX3986		OC308 / OC42/1		
W-Serie loader (Maquinas de construcción)	OM352		LX243	LXS37/1	OX199D	KX43 / KX35	
CBT							
8240	Perkins 4248	1986->	LX17		OC324	KX23	
8450 Turbo (4x4)	MWM TD 229 EC4		LX265	LXS37/1	OC60	KX43 / KX35	HC86

(*) Filtros en desarrollo

APLICACIÓN / APPLICATION

MOTOR / ENGINE

AÑO / YEAR



1°

2°



OTROS / OTHERS

CATERPILLAR

APLICACIÓN / APPLICATION	MOTOR / ENGINE	AÑO / YEAR	1°	2°				OTROS / OTHERS
235			LX1100					
245			LX1100		OC282 / OX219D	KC222		
936			LX1774 / LX1101		OC121	KC28		
941			LX116 / LX1062		OC121 / OX3D / OX216D / OX219D	KC28		
14190	6.6 Caterpillar 3116	02.1996->06.2002	LX2528 / LX1056 / LX1092	LXS260	OC121 / OC507	KC124/1		
15190	6.6 Caterpillar 3116	02.1996->06.2002	LX2528 / LX1056 / LX1716 / LX1092	LXS260	OC121 / OC507	KC134		
16220	6.6 Caterpillar 3116	02.1996->06.2002	LX2528 / LX1056	LXS260	OC121 / OC507			
112 / 112F / 120G / 120H / 12E / 12G / 130G / 215			LX2528					
12 Serie 89H1-1224					OX219D			
12 Serie 99E						KX91		
12170 / 14190 / 16220 -3116	6.6 Caterpillar 3116	02.1996->06.2002	LX2528 / LX1092	LXS230	OC507 / OC121	KC134		
200 - 213 (1EJ1->)					OC121			
200 - 225B - LC - 225D - 229	Caterpillar 3208		LX1101 / LX1063		OX216D / OX219D	KC28		
200 Serie 215 - 96L1			LX116 / LX1774 / LX1062		OC507 / OC121 / OX219D			
200 Serie - 213 (9XB1->, 3ZC->) / 214 (9MB1->, 1KB1->)					OC42/1			
215 / 240 / 508 / 561 / 916 / 918 / 920 / 922 / 926 / 930			LX1062					
224 (2JC1->)					OC40	KC113		
2P4004 / 1W3300 / 2Y8096 / 1R0739					OC529			
2P4005 / 1W2660 / 2Y8097 / 1R0716					OC530			
300 Serie - 312 (6BL1->), 315 (3ZM1->), 317 (4MM1->), 320L (9KK1019->)			LX1775		OC42/1			
300 Serie 320B/ 320BL/ 320L/ 330L/ 330LB, 3000 Serie, 500 Serie (508-550), 518 (50S206->)/ 528 (51S1->, 97C1->)			LX1142		OC507			
3000 - Motores 3054 (5HK1->)					OC42/1 / OC1297			
3000 - Motoren / Engines - 3508 (23Z1->)					OX217D			
307 / 312 / 315 / 317 / 428C / 438C / PS150 / PS180 / PS300 / TH 63 / TH82 / TH83			LX3986		OC42			
400 Serie - 416 D 3054 C, 416 D 3054C DIT, 426 (5YJ1->), 426B (6KL1->), 428C (2CR1->), 428C (8RN1->), 433C (2JM1->, 3TM1->), 436B (7FL1->), 438B (3KK1->), 438C (1JR1->), 438C (1TR1->), 438C (2DR1->)					OC42/1			
4N5823 / 2W2134 / 2Y8675 / 1R0712						KC222		
624 (7DD1->)			LX1101					
641 / 631 / 632 - 825 / 826 / 836- 910 / 950						KC114		
900 Serie - 914G (7ZM1->), 914G (9WM1->)					OC42/1			
941 / 944 / 950 / 951 / D4 / D6			LX1062					
Cart.Segur. 3116				LXS230				
Cart.Segur. 321				LXS7229				
Caterpillar (aplicaciones industriales/ máquinas de construcción/ maq. Agrícolas)					OX3D			
D10 N, D10N (2YD1->)	Caterpillar 3412							WFC21
D30 - D35 -D400 -D6- D8				LXS232				
D9 - 992C - 835 - 594H - 769C			LX1777		OX219D			
Filtro de agua								WFC3

APLICACIÓN / APPLICATION

MOTOR / ENGINE

AÑO / YEAR



1°

2°



OTROS / OTHERS

CHEVROLET

Model	Motor / Engine	Año / Year	1°	2°	Oil Filter	Fuel Filter	Spin-on Filter	Others
Astra	2.0 TD 16V GL, GLS	06.2003->	LX735		OX785D		KX78D	LA75
Astra	2.0i 16V GLS	01.1999->	LX735		OC90		KL582	LA75
Astra	2.0i 8V GLS	01.1999->	LX735		OC90		KL582	LA11 / LA75
Astra 2	2.0 MPFI C20SE	11.2002->	LX735		OC90		KL582	LA11
Astra 2	2.0 Td 16V Y20DTH	11.2002->01.2008	LX735		OX785D		KX78D	LA75
Astra 2	2.4 16V X24SE	08.2005->02.2010	LX735		OC90		KL582	LA11
Aveo	1.6 16V F16D	12.2008->	LX1915		OC90		KL573	LA361
Blazer	2.2 16V C22SE	08.1997->12.2000	LX960	LXS295	OC90		KL60	
Blazer	2.4 16V X24SE	10.2006->12.2007			OC90 / OC504		KL582 / KL83	
Blazer	2.5 Td Maxion High Speed 4A	08.1997->12.2000	LX275		OC261		KC18	
Blazer	2.8 Td Electronic MWM Sprint 4.07 TCE	03.2005->	LX960		OC404		KL747 / KL316 / KL41	TB1208
Blazer	2.8 Td MWM Sprint 4.07 TCA	02.2000->02.2006	LX960	LXS295	OC404		KL316	
Blazer	4.3 V6	05.1998->	LX964		OC81			
C-20	4.1 GM-OHV	01.1994->05.1996	LX275					
CAMARO SS	6.2 V8				OC614			
Captiva	2.0 Vcdi	10.2006->	LX3507/1 / LX2965		OX355/3		KX208D	LA421*
Captiva	2.4 16V Z24XE	11.2007->	LX3507/1		OX258D ECO / OX258D			LA646
Captiva	3.0 V6		LX3507/1					LA646
Celta	1.4 X14YX	06.2011->	LX1315		OC90		KL582 / KL83	LA11
Chevette	1.0/1.4 / 1.6	02.1991->04.1996	LX208 / LX208/1 / LX902/1		OC317		KL222 / KL63	
Cobalt	1.3 Cdti Z13DT	03.2013->	LX1997				KX490D	
Cobalt	1.8 N 8V C41GE	03.2013->	LX1997					
Corsa 2	1.7 Tdi Y17DTL	01.2002->03.2009	LX999		OX163/4D		KX78D	LA117
Corsa 2	1.8 8V CE18NE	02.2002->	LX999		OC90		KL582	LA117
Corsa Classic SW / Cargo	1.4 8V SOHC X14Y	01.2009->	LX523		OC90		KL2 / KL83	LA11
Corsa Pickup / SW	1.0 C10NE	03.2000->07.2003	LX523		OC90		KL582	LA11
Corsa Pickup / SW	1.4 16V C14NZ	03.2000->05.2002	LX523		OC90		KL582	LA11
Corsa Pickup / SW	1.4 B14NZ SOHC	06.1994->12.1996	LX523		OC90		KL83 / KL2	LA11
Corsa Pickup / SW	1.6 16V C16SE DOHC	05.1995->08.1998	LX523		OC90		KL83	LA11
Corsa Pickup / SW	1.6 8V C16NE SOHC	05.1995->11.2007	LX523		OC90		KL83	LA11
Corsa Pickup / SW / Combo	1.7D Isuzu BX17D (4EE1)	03.1998->05.2002	LX524		OC196		KC166	
Corvette	5.7	09.1992->			OC81			
Cruze	1.8 16v	10/10->	LX2882		OX401D			LA472
Cruze	1.8 16V (5 Puertas LT y LTZ)	11/11->	LX2882		OX401D			LA472
Cruze	2.0 VCDI	05.2009->	LX2881		OX355/3 / OX1012D		KX265D	LA472
Cruze II	1.4 Turbo	04.2016->	LX3015/14		OC614 / OC1421*			
D-20	4.0 Maxion S4	08.1993->08.1996	LX236	LXS41/1	OC324		KC18 / KC119	
D-Serie	Detroit Diesel 8V				OX198D / OX5D			
Grand Blazer	4.2i MWM	01.1996->10.1998	LX960	LXS295	OC60		KL41	
Ipanema	1.8 8V 18SE	04.1993->10.1997	LX958		OC90		KL2 / KL63 / KL222	
Kadett	1.8 8V 18SE	05.1993->10.1997	LX958		OC90		KL2 / KL63 / KL222	
Kadett	2.0 8V C20NE	02.1991->09.1995	LX958		OC90		KL63 / KL222	
Kadett	2.0 MPFI	1996->	LX448		OC90		KL60	
Lumina	3.1 V6	09.1990->06.1992			OC81			
Lumina	3.4 V6	07.1992->			OC81			
LUV	2.5 Td Isuzu 4JA1T	03.1999->08.2001	LX1077				KC5	
LUV	2.5D Isuzu 4JA1	02.1992->11.1999	LX1077				KC5	
Meriva	1.7 Tdi Y17DT1	01.2004->04.2010	LX999		OX163/4D		KX78D	LA189
Meriva	1.8 16V C18SEL	03.2003->02.2006	LX999		OC90		KL582 / KL83	LA189

APLICACIÓN / APPLICATION

MOTOR / ENGINE

AÑO / YEAR



1°

2°



OTROS / OTHERS

CHEVROLET

Modelo	Motor / Engine	Año / Year	1°	2°	Oil Filter	Fuel Filter	Spin-on Filter	Others
Meriva	1.8 8V C18NE1	03.2003->	LX999		OC90	KL582 / KL83	LA189	
Montana	1.8 MPFI 8V X18NE	01.2004->	LX999		OC90	KL582 / KL83	LA117	
Monza	1.8 8V 1.8 EFI	01.1991->10.1994			OC90			
Monza	2.0 2.0 EFI	02.1994->11.1998			OC90	KL2		
NKR	Isuzu 4JG2	07.1997->07.2004				KC5		
NPR	4.3 Isuzu HF1					KC5		
Omega	2.0 8V C20NE	01.1992->03.1993	LX448		OC90	KL2		
Omega	2.0 C20YE-Kat	03.1993->12.1995	LX448		OC90	KL2		
Omega	2.2 C22NE SOHC	04.1994->10.1997	LX448		OC90	KL2		
Omega	4.1i 12V Powertech C41GE SOHC	01.1994->09.1998	LX448		OC332	KL2		
Omega		01.1992->03.1994	LX448			KL60		
Omega		04.1994->			OC90	KL83		
Omega		03.1994->02.1998				KC166		
Onix	1.4 X14YX	2012->	LX3544		OC90		LA472	
Prisma	1.4 X14YX	08.2011->	LX1315		OC90	KL582 / KL83	LA11	
Prisma (Nuevo)	1.4	2013->	LX3544		OC90		LA472	
S-10	2.2 EFI B22NZ	03.1995->10.1999			OC90	KL60		
S-10	2.5 Td Maxion Rover HST 2.5TD	02.1996->11.2001	LX614 / LX275			KC18 / KL99		
S-10	2.8 Td Electronic MWM Sprint 4.07 TCE	08.2005->	LX1687/1 / LX960		OC404	KL747		TB1208
S-10	2.8 Td MWM Sprint 4.07 TCA	08.2000->08.2005	LX960		OC404	KL316 / TB1208		
S-10 (Nueva)	2.8 CTDI	2012->	LX3679		OX1016D		LA909	
S-10	4.3L V6	02.1996->11.2001	LX964		OC81			
Silverado	4.1 8V Maxion	01.1997->	LX1316 / LX2854		OC324	KC18		HX15
Silverado	4.1 MPFI	01.1997->09.2001	LX1316 / LX2854		OC332	KL2		
Silverado	4.2 Td MWM Sprint 6.07T	01.1997->08.2003	LX1673		OC60	KC121 / KC129/1 / KC18 / KC122/1		
Silverado	MWM Turbo		LX1316 / LX2854		OC60	KC166		
Silverado STD / DLX	4.1i 12V	11.1996->09.2001	LX448		OC332	KL2		
Sonic	1.6 16V F16D	07.2012->	LX1997		OX401			
Spark	1.0 S-TEC	08.2008->			OC215			
Spin	1.3 D Z13DT	03.2013->	LX1997		OX553D ECO / OX553D	KX490D		
Spin	1.8 8V C41GE	11.2012->	LX1997					
Tigra	1.6 MPFI Ecotec 1.6L DOHC 16V	10.1998->09.2001	LX523		OC90	KL582 / KL83	LA11	
Trailblazer	2.8 CTDI	2012->	LX3679		OX1016D	KX444D	LA909	
Tracker	1.8L 16V	2014->	LX3579*					
Vectra	1.7 D	->09.1995			OC81	KX78D		
Vectra	2.0 16V 2.0 16V D	01.1998->			OX785D	KX78D		
Vectra	2.0 16V Tdi	11.1998 - 04.2003->			OX785D	KX78D		
Vectra	2.0i	->09.1995	LX414		OC90	KL60		
Vectra CD	2.0i 16V		LX414 / LX614		OC90	KL60 / KL83		
Vectra CD / GL / GLS	2.2i 16V	01.1996->11.2006	LX614		OC90	KL83 / KL582		
Vectra GL / GLS	2.0i 8V		LX414 / LX614		OC90	KL83		
Vectra Sedan / GT	2.4 16V X24SE	10.2006->	LX735		OC90	KL582	LA75	
Zafira	2.0 16V C20SE	04.2001->07.2009	LX735		OC90	KL582 / KL83	LA74 / LA75	
Zafira	2.0 8V C20NE	04.2001->11.2011	LX735		OC90	KL582 / KL83 / KL224/1	LA74 / LA75	

(*) Filtros en desarrollo

APLICACIÓN / APPLICATION

MOTOR / ENGINE

AÑO / YEAR



1°



2°







OTROS / OTHERS

CHRYSLER

300C	3.0 CRD	09.2005->11.2012			OX380D Eco	KL228/2D		
300C	3.5 / 5.7 EGG/EGO	09.2004->			OC236			
300C	6.1 SRT8	06.2005->11.2012				KL228/2D		
300M	3.5 EGG/EGO	06.1998->09.2001			OC18 / OC236			
300M	3.5 V6 24V	07.1998->09.2004			OC236			
Caravan	2.4i 16V	11.1996->11.2001	LX259		OC501			
Caravan	2.5 Tdi VM HR425	11.1996->11.2001	LX259					
Caravan	3.0 V6 EFA	02.1991->12.1995	LX259		OC501			
Caravan	3.3 V6	08.1991->11.1994	LX259		OC23 / OC18 / OC261			
Caravan	3.3 V6 EGA/EGM	03.1996->09.2002	LX259		OC23 / OC18 / OC261			
Dakota	2.5 V6	01.1993->12.1997			OC261			
Dakota	2.5i	01.1998->	LX577		OC261			
Dakota	3.9i 12V	01.1998->	LX577		OC261			
Dodge 1800, Dodge Polara		08.1973->07.1981				KL222 / KL63		
Dodge Dart Charger RT-SE, Lebaron, Magnum		05.1974->			OC67	KL222 / KL63		
Grand Caravan	3.3 V6	05.1993->	LX259		OC261			
Le Baron, Magnum		03.1974->06.1981	LX1065			KL222 / KL63		
Neon	1.8 16v EBD/EBO	09.1996->11.1999	LX259		OC501			
Neon	2.0 16V 420H/ECH	11.1999->11.2005	LX259		OC501			
Neon	2.0 16V Sport LE	09.1994->08.2000	LX259		OC501			
PT Cruiser / Cabrio	2.4 16V	04.2000->	LX1661		OC501			LA180
PT Cruiser / Cabrio	2.4 Cabrio Turbo GT EDV	10.2006->	LX1661					LA181
Sebring LE / LX	2.7i 24V EER/EEO	02.2001->06.2006			OC236 / OC501			
Stratus	2.5 24V EEB/EEO	05.1995->02.2001			OC236 / OC18			

CITROEN

3 CV / Ami 8 / Mehari / IES Amercia / Gringa / Safari		06.1989->08.1991			OC5			
AX	1.1 TU1MZ (HDY)	06.1992->06.1998	LX384		OC100	KL2 / KL222 / KL63		
AX	1.1 TU9M (CDZ)	07.1992->12.1998			OC100	KL60		
AX	1.4i KDY (TU3M)	03.1989->12.1996			OC100	KL222 / KL63		
AX	1.4i TU3FJ2/L (KFZ)	05.1991->12.1995	LX384		OC100	KL2 / KL222 / KL60 / KL63		
AX Gti	1.4 K6B	05.1991->12.1996	LX384		OC100	KL2 / KL222 / KL60 / KL63		
Berlingo Furgon / Multispace	1.4i TU3JP (KFX)	10.1996->03.2010	LX1287		OX193D / OC100	KL583 / KL72		LA8
Berlingo Furgon / Multispace	1.8D DW8	08.1998->12.2002			OC100			LA8
Berlingo Furgon / Multispace	1.8i XU7JB/L3 (LFX)	05.2002->09.2004	LX488		OC100	KL583 / KL72		LA8
Berlingo Furgon / Multispace	1.8i XU7P (LFZ)	12.1997->12.2002	LX488		OC100			LA8
Berlingo Furgon / Multispace	1.9D DW8B	11.2002->	LX1568		OC100	KX84D		LA184
Berlingo Furgon / Multispace	1.9D XUD9A (D9B)	05.1998->08.2001	LX1568 / LX486		OC100	KX63/1 / KX84D		LA8
Berlingo Furgon / Multispace	2.0 Hdi DW10TD (RHY)	02.1999->06.2006	LX694 / LX1568		OC100	KX85D / KX87D		LA184
Berlingo Furgon / Multispace	1.6i 16V (M49, M59) NFU (TU5JP4)	10.2000->03.2010						LA184
Berlingo Furgon / Multispace II	1.6 16V TU5JP4 (NFU)	04.2010->	LX1745 / LX1287		OX193D / OX339/2D	KL583		LA138 / LA428/S
Berlingo Furgon / Multispace II	1.6 Hdi DV6ATED4	04.2008->	LX1452		OX171/2D	KL431		LA428/S
Berlingo II	1.6 HDi FAP (B9) DV6DTE4	03.2010->	LX2995		OX171/2D	KL788		LA428/S
Berlingo II	1.6 HDi FAP (B9) DV6C	03.2010->	LX2995		OX171/2D	KL788		LA428/S
Berlingo II	1.6 HDi, 1.6 HDi FAP (B9) DV6BTED4, DV6ETED4 (E5)	04.2008->	LX2995		OX171/2D	KL788		LA428/S

APLICACIÓN / APPLICATION	MOTOR / ENGINE	AÑO / YEAR					OTROS / OTHERS
			1°	2°			
CITROEN							
Berlingo II	1.6 16V	2017->					LAK428/S*
BX Break	1.4 K1H (TU3A)	01.1989->12.1989			OC100		
BX Break	1.4 KDY (TU3M)	01.1989->02.1993			OC100		
BX Break	1.5i	01.1986->12.1993			OC100		
BX Break	1.9 XU9J2 (D6D)	07.1986->02.1993	LX572		OC99 / OC993 / OC993	KL60	
BX Break	1.9D Turbo XUD9A (D9B)	07.1986->02.1993	LX486 / LX572		OC99 / OC993/ OC100 / OC993	KX24 / KX63/1	
BX Break	19 TRI	07.1986->02.1993	LX572		OC99 / OC993 / OC993	KL60	
BX Break GTI	19 D6A (XU9J2)	07.1986->02.1993	LX572		OC99 / OC993/ OC100 / OC993	KL60	
C15	1.8 D	07.1996->	LX486		OC100	KX24 / KX63/1	
C15	1.8D XUD7	07.1986->12.1997			OC100		
C3	1.4 Hdi DV4TD (8HX)	07.2003->			OX171/2D	KL418 / KL779	LA138
C3	1.4 Hdi XTR	03.2006->			OX171/2D	KL418 / KL779	LA138
C3	1.4i 8V TU3JP (KFV)	07.2003->	LX1287		OX193D / OX339/2D	KL72 / KL583	LA138
C3 II	1.5 8V TU4	06.2013	LX1451		OX339/2D		LA191/S
C3 II	1.6 VVTI	06.2013	LX1451				LA191/S
C3 Aircross	1.6 16V TU5JP4	06.2011->	LX1287		OX339/2D / OX193D	KL583	LA138
C3 Picasso	1.6 16v TU5JP4 (NFU)	08.2011->	LX1287		OX339/2D / OX193D	KL583	LA138
C4	1.6 16V TU5JP4 (NFU)	06.2007->	LX1765 / LX1745		OX339/2D	KL583 / KL72	LA138 / LAK138
C4	1.6 HDi 110 FAP DV6C	03.2010->	LX2995		OX171/2D	KL788	LA138
C4	1.6 HDi 110 FAP DV6CTED	03.2010->12.2010	LX2995		OX171/2D	KL788	
C4	1.6 HDi 90 FAP DV6D TED	03.2010->12.2010	LX2995		OX171/2D	KL788	LA138
C4	2.0 16V EW10J4 (RFN)	06.2007->	LX1765		OC100	KL583 / KL72	LA138 / LAK138
C4	2.0 16V VTS EW10J4S	10.2004->12.2010			OC100		LA138 / LAK138
C4	2.0 Hdi 110 DW10BTED4	06.2007->	LX1452			KL431	LA138
C4 I	1.6 THP	07.2008->10.2009	LX2023 / LX2033				
C4 Cactus	1.2 16V	2017->			OC976*		LAK191/S*
C4 II Lounge	1.6 THP	11.2009->	LX2023				
C4 II Lounge	1.6 THP 160 (B7) EP6CDTMD	08.2013->	LX2033		OX339/2D	KL583	LAK138
C4 II Lounge	1.6 HDi 115 (B7) DV6C	08.2013->	LX2995			KL788	LAK138
C4 II Lounge	2.0 16V 143 DW10	08.2013->	LX1765		OX339/2D	KL583	LAK138
C4 Picasso	1.6	07.2008->08.2010	LX2023 / LX2033				
C4 Picasso	1.6 THP	07.2008->05.2013	LX2023 / LX2033				
C4 Picasso	1.6 Hdi 110 DV6TED4	11.2006->	LX1452		OX171/2D	KL431	LA428/S
C4 Picasso	2.0 16V EW10J4 (RFN)	08.2009->	LX17 / LX1765		OX339/2D	KL72 / KL583	LA138 / LA428/S
C4 Picasso	2.0 HDI					KX331D	
C4 Grand Picasso	2.0 HDI					KX331D	
C4 AIRCROSS	2.0L		LX2616				
C4 AIRCROSS	2.0i		LX2616				
C5	1.6 16V THP	01.2011->	LX2033		OX171/2D	KL583	
C5	1.6 Hdi 110 DV6TED4	11.2004->05.2008	LX4164		OX171/2D	KL431	
C5	1.6 Hdi 110 FAP DV6CTED	03.2010->	LX2995		OX171/2D		
C5	1.6 Hdi FAP DV6TED4	04.2008->			OX171/2D	KL431	
C5	2.0 16V EW10A	03.2005->11.2007	LX572		OC100 / OX339/2D	KL583 / KL72	

(*) Filtros en desarrollo

APLICACIÓN / APPLICATION

MOTOR / ENGINE

AÑO / YEAR



1°



2°



OTROS / OTHERS

CITROEN

APLICACIÓN / APPLICATION	MOTOR / ENGINE	AÑO / YEAR	1°	2°	Fuel Filter	Electrical Filter	Others / Others
C5	2.0 16V EW10A	11.2008->	LX572		OC100 / OX339/2D		KL583 / KL72
C5	2.0 16V EW10J4 (RFN)	03.2001->03.2005	LX572		OC100 / OX339/2D		KL583 / KL72
C5	2.0 Hdi DW10BTED4	08.2000->08.2006	LX572		OX339/2D / OC100		KX85D / KX87D
C5	2.0 Hdi DW10BTED4	02.2004->12.2011	LX572		OX339/2D / OC100		KX85D / KX87D
C5	2.0 Hdi DW10ATED	2004->					KX201D
C5	3.0 V6 ES9A (XFR)	04.2008->			OC100		KL583 / KL72
C5	3.0 V6 ES9A (XFV)	03.2005->04.2008			OC100		KL583 / KL72
C5	3.0 V6 ES9J4S	02.2004->12.2011	LX572		OC100		KL583
C5	3.0 V6 ES9J4S/L5 (XFX)	08.2000->03.2005	LX572		OC100		KL72 / KL583
C6	3.0 V6 ES9A (XFR)	01.2007->11.2009					KL583 / KL72
C8	2.0		LX572		OC100		
CX Cti	2.0 / 2.4		LX290				KL60
DS3	1.4 HDi 70 DV4C	10.2010->	LX2995		OX171/2D		
DS3	1.6 16V THP	09.2010->	LX2033		OX339/2D		
DS3	1.6 16V Turbo EP6DT	03.2010->	LX2033		OX339/2D		KL583
DS3	1.6 HDi 110 FAP DV6C	03.2010->	LX2995		OX171/2D		
DS3	1.6 HDi 90 FAP DV6DTED	03.2010->	LX2995		OX171/2D		
DS4	1.6 16V THP EP6CDT M	04.2011->	LX2033				LAK138
DS4	2.0 HDI						LAK138
DS5	1.6 HDI	11.2011->	LX2033				LA428/S
DS5	2.0 HDI	11.2011->					LA428/S
Dyane		01.1980->12.1983			OC5		
Evasion VSX	2.0i Turbo	07.1996->01.1998	LX572		OC100		KL2
GS / GSA / GSX					OC317		
Jumper	2.2 Hdi 130cv Motor DW10FUD	2016->	LX2059*				LAK411*
Jumper Furgon	2.3 Hdi Sofim	06.2010->	LX611		OC570		KX208D
Jumper Furgon	2.8 Hdi 8140.43S	06.2000->04.2002	LX611		OC248		KC18 / KX208D
Jumper Furgon	2.8 Hdi 8140.43S	07.2005->	LX611		OC248		KC18 / KX208D
Jumper Furgon	2.8D	09.2000->03.2002	LX611		OC248		KC18
Jumper Furgon	2.8D 31M 8140.63	01.2007->	LX611		OC248		KC18
Saxo	1.1i TU1JP/L4 (HFX)	01.2000->03.2004	LX384		OX193D / OC100		KL583 / KL72
Saxo	1.4i KFW/KFX (TU3JP)	05.1996->02.2005			OX193D / OC100		KL583 / KL72
Saxo	1.5 D	01.2000->			OC100		KX87D
Saxo VTS	1.4i TU3JP/L4 (KFW)	01.2000->06.2003			OX193D / OC100		KL583 / KL72
Visa		01.1980->12.1983			OC5		
Xantia	1.8i	01.1997->10.2001	LX488		OC100		LA8
Xantia	1.9 Td XUD9TF/L (D8B)	10.1993->07.1999	LX572		OC100		KX63/1 LA8
Xantia	2.0 Hdi DW10ATED (RHZ)	01.1999->10.2001	LX572		OC100		KX85D / KX87D
Xantia	2.0i XU10J2C/Z (RFX)	07.1994->10.1998	LX488		OC100		KL60 LA8
Xantia	3.0 V6 ES9J4/L3 (XFZ)	01.1999->10.2001	LX572		OC100		LA8
Xantia	3.0i 24V Activa/Exclusive	01.1997->	LX572				KL2 LA8
XM / Break	2.0i XU10J2 (R6A)	02.1995->11.1996			OC100		KL2
XM / Break	2.0T Turbo	01.1989->			OC99 / OC993		KL2
XM / Break	3.0 V6 ZPJ/2 (UFZ)	04.1992->05.1997					KL2
Xsara	1.4 Hdi 70 DV4TD (8HX)	02.2003->08.2005	LX1282		OX171/2D		KL418 / KL779 LA8
Xsara Picasso	1.6 16V TU5JP4 (NFU)	09.2005->04.2010	LX1287 / LX643		OX339/2D / OX193D		KL583 / KL72 LA138
Xsara Picasso	1.6i TU5JP (NFZ)	12.1999->03.2006	LX643		OX193D / OC100		LA153
Xsara Picasso	1.8i 16V XU7JP4 (LFY)	01.2000->			OC100		KL583 / KL72 LA153
Xsara Picasso	2.0 Hdi 110 DW10ATED	12.1999->04.2010	LX645/1		OC100		KX85D / KX87D
Xsara Picasso	2.0 Hdi DW10ATED	12.1999->	LX694 / LX645/1		OC100		KX85D / KX87D LA8
Xsara Picasso	2.0 Hdi DW10TD (RHY)	12.1999->04.2010			OC100		

APLICACIÓN / APPLICATION

MOTOR / ENGINE

AÑO / YEAR



1°

2°



OTROS / OTHERS

CITROEN

Xsara Picasso	2.0i 16V EW10 (RFN)	02.2003->04.2010	LX642		OC100	KL583 / KL72	LA153	
Xsara Picasso	2.0i 16V EW10J4	01.1999->03.2003	LX643 / LX641/1		OC100	KL583 / KL72	LA138	
Xsara Sedan / Coupe	1.6 16V TU5JP4 (NFU)	10.2000->08.2005	LX1287 / LX643		OX193D / OX339/2D	KL72 / KL583	LA8	
Xsara Sedan / Coupe	1.6 16V TU5JP4 (NFU)	11.2000->05.2005	LX1287 / LX643		OX193D / OX339/2D	KL72 / KL583	LA8	
Xsara Sedan / Coupe	1.6i TU5JP (NFZ)	10.1997->09.2000	LX643		OX193D / OC100		LA8	
Xsara Sedan / Coupe	1.8i 16V XU7JP4 (LFY)	10.1997->09.2002	LX744		OC100	KL583 / KL72	LA8	
Xsara Sedan / Coupe	1.9 D DW8/L3 (WJY)	07.1998->08.2005	LX642		OC100	KX84D / KL583	LA8	
Xsara Sedan / Coupe	1.9 D XUD9A	10.1998->	LX486		OC100	KX63/1	LA8	
Xsara Sedan / Coupe	1.9 Td XUD9TE/L3 (DHY)	01.1999->10.2001	LX852		OC100	KX63/1	LA8	
Xsara Sedan / Coupe	2.0 Hdi	04.2001->09.2004			OC100	KX85D / KX87D	LA8	
Xsara Sedan / Coupe	2.0 Hdi 90				OC100	KX85D / KX87D	LA8	
Xsara Sedan / Coupe	2.0i 16V EW10J4	01.1999->	LX643 / LX641/1		OC100	KL583 / KL72	LA8	
Xsara Sedan / Coupe	2.0i 16V XU10J4RS/L3 (RFS)	05.1997->03.2004			OC100	KL583 / KL72	LA8	
ZX Break	1.1	03.1989->11.1992	LX384		OC100	KL63		
ZX Break	1.4i TU3MC (KD2)	03.1991->11.2004	LX384		OC100	KL63 / KL60		
ZX Break	1.8 XU7JP (LFZ)	01.1993->11.1996	LX488		OC100	KL60		
ZX Break	1.9D XUD9A (D9B)	10.1993->07.1999	LX486		OC99 / OC993 / OC100 / OC993	KX63/1	LA8	
ZX Break	2.0 XU10J2 (RFX)	06.1993->11.1995	LX488		OC100	KL60		
ZX Coupe	2.0 16V XU10J4D (RFT)	06.1993->10.1999	LX488		OC100	KL60		

CLAAS

56	Perkins 4.248		LX236	LXS41/1				
108S-SL	Perkins V8.540		LX265	LXS37/1		KX23		HC99 / HC62
108 SL DB	OM 421							HC62
350 MB	OM 906 LA	2003->						HC62
68 R/S	Perkins 6-354.4		LX236	LXS41/1				
88 VX	OM 366 LA		LX265	LXS37/1	OX5D	KX23		
830 DC	OM 457 LA	2000->						HC62
850 DC	OM 457 LA	2000->						HC62
860 DB	OM 442 LA	1993->2000						HC62
870 DC	OM 457 LA	2000->						HC62
880 DB	OM 442 LA	1993->2000						HC62
890 DC	OM 502 LA	2000->						HC62
900 DC	OM 502 LA	2000->						HC62
Lexion 550 / 570	Cat C9 /Cat C12		LX2620					

CLARK

Autoelevadores 35 A	Ford 220 Diesel				OX18D	KX23		
Autoelevadores 45 / 55	MB 1518				OC302			
Clark - 965899 / Fiat Allis 85802793 / Dynapac 196446 / Donaldson P165705								HC108
Clark - A25			LX271/2	LXS43/1	OC319	KC6D		WFC2
Clark - Bob Cat 6661248 / Clark 276616 / Donaldson P164375								HC101
Clark 247050 / Volvo 234099 / Case E158745 / Fiat 73118171								HC109
Clarklift Serie - L 190, L 190 B	Cummins				OC42/1			
Clarklift Serie - 380 B (Dozer), 475 C, 475 C Turbo, 675 C	Cummins 1710, VT1710, VTA1710							WFC21

(*) Filtros en desarrollo

APLICACIÓN / APPLICATION

MOTOR / ENGINE

AÑO / YEAR



1°

2°



OTROS / OTHERS

CNH





CX15								
CX16								
233								
255								

CUMMINS





Cart.Segur. 6 BT-5.9								
Cummins - Serie 8.3-C	6CTA-8.3							
Cummins - Serie BT	6 5.9 / 5.9 B							
Cummins - Serie BT								
Cummins - Serie C	6CTAA / Serie NT							
Cummins - Serie C	6CTAA							
Cummins - Serie C V / VT / VTA	8.3							
Cummins Serie B	4B 3.9/ 4BT 3.9							
Cummins Serie B / C / HS (Aplicaciones industriales)								
Cummins Serie KT/KTA/KTTA - KT/KTA1150								
Cummins Serie KT/KTA/KTTA - KTA19-C								
Cummins Serie KT/KTA/KTTA - KTA3067-C; KTA50-C								
Cummins Serie L/LT/LTA/LTAA - 10								
Cummins Serie N/NH/NHC/NHK - 855								
Cummins Serie NT - 855								
Cummins Serie NTC/NTE/NTT/NTZ - 315								
Cummins Serie V/VT/VTA - 903								
Cummins Serie V/VT/VTA - V6 140 / V8 185 / V 504, V8 210 2ª Serie, VT/VTA 1710, VTA 28, VTA 28-C								
Cummins Serie NTA / NTAA								
Cummins NTA 855 P400								
Cummins VT903								
Filtro de Adblue 3967874								
Filtro de Adblue 3986767								

DAEWOO

Cielo	1.5i A15MF	09.1993->04.1998						
DH-Serie	170							
Espero	1.5i A15MF	09.1993->04.1998						
Espero	2.0i C2CLE	09.1993->04.1998						
Lanos	1.6i 16v A16DMS	10.1997->04.2001						
Leganza	2.0i X20SED	10.1993->04.1999						
Matiz	0.8i F8CV	10.1999->04.2002						
Korando	2.2 D							
New Korando	2.3 10V 4x4 4cil. MB-OM601							
New Korando	2.9 D 10V 4x4 5cil. MB-OM602 Full							
Nubira	1.6i 16v F16D2	02.1994->02.1998						
Racer GTI		02.1994->02.1998						
Solar 225 LC-V	DB 58 TIS							
Tacuma	2.0i	02.2000->02.2002						

APLICACIÓN / APPLICATION	MOTOR / ENGINE	AÑO / YEAR					OTROS / OTHERS
			1°	2°			
DAIHATSU							
Applause	1.6 16V	->12.1990			OC534		
Charade	SG 16V	->12.1989			OC534		
Feroza / Sportrack (F300)	1.6 4x4 Catalítico				OC534		
Feroza / Sportrack (F300)	1.6i 16V SX 4x4				OC534		
DEUTZ							
Agroton	motores BF4M 2012C / BF 4M 1012 EC / BF 6M 1012 E / BF4M 1012E / BF4M 1012E/EC / BF6M 1012E			LXS258*			
Aceite Hidraulico (Deutz)							HX15
Cart.Segur. Deutz				LXS41/1			
Cart.Segur. Serie 6000-7000-8000-9000	MWM			LXS251			
Deutz / BF6M 1015C / M		03.1990->03.1999	LX273 / LX273/2				
Deutz / F4L 913 / F5L 913 / F4L 912 / BF4L 913			LX275		KC113		
Deutz / Maxion 750	Perkins 4000 4 cil		LX1687/1				
Deutz 1114-Serie - A6L 1114 / 514-Serie - A4 L 514 1114 / 2114 / 913-Serie-F6L 913					OC60		
Deutz BF6L 913 T / BF6L 913 / F6L 912			LX265	LXS37/1	OX155D	KC113	
Deutz Camión Agrale 8500	MWM	02.2000->02.2002	LX1314	LXS251	OC404 / OC60	KC122	
Elemento Combustible Primario Deutz (Varios)						KX368D	
Elemento Combustible Secundario Deutz (Varios)						KX363D	
F8L 413 / GAS - GF6 L 913 / 5GL 913			LX236			KX36	HX15
Optima 550 - BF6 M 1013 EC			LX2619		OC60	KC113	HC62
Optima 650 - BF6 M 1013 ECP	Cummins		LX2620		OC304 / OC1176	KC107 / KC455	HC62 / WFC21
Optima E	BF6 L 913						HC62
Piclón 15 m3	Deutz		LX227				
DIMEX							
D-1116 OMNIBUS Caja Manual	CUMMINS 6 BTAA	01.1997->				KC455	
D-1416 (162CV)		01.1997->				KC455	HX40
D-1418	Cummins 6BTA	01.2001->				KC508D	HX40
D-1619						KC508D	
D-1622 M Caja Manual-Omnibus	CUMMINS 6 CTAA	01.1997->			OC1176	KC455	HX40
D-1622 T Caja Autom.- Omnibus	CUMMINS 6CTAA 6cil				OC1176	KC455	HX40
D-1721						KC455	
D-1725 TD Int-Iny directa	CUMMINS 6 CTAA 6cil	01.1997->			OC1176	KC455	HX40
D-1731	M11E310				OC1176	KC508D	
D-1737	M11E370				OC1176	KC508D	
D-2730 TD Intercoo. Iny. Dir.	CUMMINS 6 CTAA	01.1997->			OC1176	KC455	HX40
D-2737	M11E370				OC1176	KC508D	
D-916 M OMNIBUS	CUMMINS 6BTAA	01.1997->				KC455	HX40
D-916 T OMNIBUS	CUMMINS 6BTAA	01.1997->				KC455	HX40
D-9400	N14435				OC1176	KC508D	

(*) Filtros en desarrollo

APLICACIÓN / APPLICATION	MOTOR / ENGINE	AÑO / YEAR					OTROS / OTHERS
			1°	2°			
DODGE							
1500	1.5		LX2846		OC133		
1800 (GT 100)	1.8				OC133		
1800	1.8				OC133		
Dakota	2.5 TD V8	04.1995->09.1998	LX577		OC18		
Dakota	2.5i	01.1998->	LX577		OC261		
Dakota	3.9 V6 Magnum 3.9L V6	04.1995->09.1998	LX577		OC18		
Dakota	3.9i 12V	01.1998->	LX577		OC261		
Journey	2.4 ED3	06.2008->			OC614		LA569
Journey	2.7 V6 EER	06.2008->	LX4366				LA569
Journey	3.6	03.2013->					LA569
RAM 1500	3.9 V6 Magnum 3.9L V6	04.1991->09.1998	LX577		OC133		
RAM 2500	5.9D Cummins 6BT 5.9L 24V	07.2004->	LX577			KC595	
RAM 2500	2.5 TD V8 Cummins		LX1316 / LX2854		OC114		
RAM	5.2 V8	04.1995->09.1998	LX577		OC133 / OC18		
DON ROQUE							
RV-Serie 125/ 150/ 170					OC1176		HC99
DUCATI							
Monster 1100						KL97	
Monster 1100 S						KL97	
Monster 696						KL97	
Monster S4RS						KL97	
DYNAPAC							
C25D	MB OM352	->06.1978	LX265	LXS37/2	OX30D	KX43 / KX35	
C25DP	MB OM352	->06.1978	LX265	LXS37/2	OX30D	KX43 / KX35	
C25S	MB OM352	->06.1978	LX265	LXS37/2	OX30D	KX43 / KX35	
CA25	MB OM352	->06.1978	LX265	LXS37/2	OX30D	KX43 / KX35	
CA25 A / D / DP / S	MB OM352	->06.1978	LX265	LXS37/2	OX30D	KX43 / KX35	
CC21	Perkins 4236		LX236	LXS41/1	OC324	KX23	HX57D
CP27	Perkins 6354				OX30D	KX23	
CT20	Cummins N855C		LX271/2	LXS42/1	OX198D / OX218D	KC133	HX57D / WFC1
CT20S	Cummins N855C		LX271/2	LXS42/1	OX198D / OX218D	KC133	HX57D / WFC1
TR25	Scania D11		LX271/2	LXS42/1	OC18	KC24	HX57D
EATON YALE & TOWNE							
2000 Serie			LX243/1				
3000 Serie			LX243/1				
EATON YALE							
1900 BM	MB OM352	->08.1978	LX265	LXS37/1	OX30D / OX85D / OX197D	KX43	HX51D
D51C / D51P / D83P	Perkins 4203	09.1974->			OC38 / OX18D	KX23	
Autoelevadores			LX16				
EL DETALLE							
AO-Serie OA 101, OA 104, OA 105	Cummins 6 CTA 8.3				OC1176	KC454	HX40
AO-Serie OA 106 Minibus	Cummins		LX265	LXS37/1	OC333	KC113 / KC120 / KC83 / KC454	HX40

APLICACIÓN / APPLICATION

MOTOR / ENGINE

AÑO / YEAR



1°

2°



OTROS / OTHERS

EVOBUS

O 500 M	OM 904 LA /OM 906 LA	01.1998->	LX1056/1 / LX1716/1	LXS305		KX67/2D / KC126 / KC126/2	HX15 / AL12
O 500 M	OM 906 LA	01.2006->	LX1716/1	LXS305	OX174D	KX67/2D / KC125 / KC500D	
O 500 M	OM 926 LA	01.2000->	LX1056/1 / LX1716/1	LXS305	OX174D	KX67/2D / KC126 / KC126/2	HX15 / AL12
O 500 RS	OM 457 LA	01.2006->	LX1313/1	LXS312	OX69D	KX80D / KC125 / KC500D	AL12
O 500 RSD	OM 457 LA	01.2006->	LX1313/1	LXS312	OX69D	KX80D / KC125 / KC500D	AL12


FIAT ALLIS


FR10 / FR12	MB OM352	->07.1978	LX265	LXS37/1	OC30	KX43 / KX35	
Serie 3 - 3.45	Cummins LTA 10				OC1176	KC192	
Serie FH - 330	ISUZU					KC192	
Serie FH - 330.3	ISUZU 6SD1T					KC192	

FIAT





125		03.1982->09.1989	LX160		OC133	KL63	
147	1.1 128A011	03.1983->10.1986	LX55		OC23	KL222 / KL63	
147	1.3 128A103	03.1983->10.1984	LX157		OC985	KL222 / KL63	
500	1.4 8V Fire				OC196		
500	1.3 JTD 16v 169.A1.000	07.2007->	LX1920		OX371D		
500	1.4 16v Abarth Turbo	07.2008->	LX2087 / LX4165		OX371D		LA241
500	1.4 8V Evo Motor 310A2011		LX4357 / LX4369				
1100		01.1964->03.1975			OX214D		
128 Familiar	1.3 128A1000	03.1983->09.1991	LX298		OC985	KL63	
128 Familiar	1.3 Super Europa	03.1983->10.1984	LX157		OC985		
128 Familiar	1.5 138B3038	03.1983->09.1991	LX298 / LX160		OC985	KL63	
147 Spazio	1.1 128A011	01.1981->11.1990	LX55		OC23	KL222 / KL63	
147 Spazio	1.3 TRD	->11.1989	LX55		OC985		
147 Spazio	1.3 TRD	12.1989->	LX2849		OC985		
147 Vivace	1.4	->05.1995	LX157		OC985		
147 Vivace	1.4	06.1995->	LX2851		OC985		
Barchetta	1.8 16V 183 cv 183 A1.000	05.1995->07.2005	LX618		OC66	KL60 / KL83	
Barchetta	Coupe 2.0 16v	03.1994->				KL184	
Brava	1.6i 16V 182A4000	04.2000->09.2003	LX618		OC66	KL83	
Brava	1.9 JTD 8V	04.1999->	LX618		OC983		
Bravo	2.0 182B7000	03.1999->10.2001	LX618		OC983	KL83	
Bravo	1.4 Turbo T-Jet Multiair	09.2012->			OX371D		
Bravo	1.6 Multijet	09.2012->			OX553D ECO / OX553D	KL1029	
Brio			LX157		OC985		
Cinquecento	0.7ie 170A000	10.1992->02.1999				KL63	
Coupe	2.0 16V 836A3000	03.1994->09.2001				KL83 / KL184	
Coupe	2.0 16V Turbo 175 A1.000	03.1994->08.1996				KL184	
Coupe	2.0 20V 182A1000	03.1994->11.2001			OC983	KL83	
Doblo	1.4		LX4165				LA457
Ducato	1.9 10D 149B1000	04.1992->08.2001	LX478/1 / LX611				
Ducato	1.9 D 8V	06.1996->	LX478/1			KC18	
Ducato	2.5 D 8V	06.1996->	LX478/1		OC248	KC18	
Ducato	2.5D 8140.67	02.1996->06.1998	LX478/1 / LX611		OC248	KC18	
Ducato	2.8 iDTD 8140.63	06.1998->04.2005	LX611		OC248	KC18	
Ducato	2.8 Jtd 8140.43S	05.2006->	LX611		OC248	KC18 / KX208D	
Duna / Duna Weekend / Premio	1.3 (Carburador)	08.1988->10.2001	LX55		OC501		





(*) Filtros en desarrollo

APLICACIÓN / APPLICATION	MOTOR / ENGINE	AÑO / YEAR					OTROS / OTHERS
			1°	2°			
Duna / Duna Weekend / Premio	1.3 D	->11.1989	LX55	OC133	KC166 / KC18		
Duna / Duna Weekend / Premio	1.3 D	12.1989->	LX2849 / LX4162	OC133	KC166 / KC18		
Duna / Duna Weekend / Premio	1.3 Mpi	01.1999->	LX907	OC66	KL2 / KL238D / KL239		
Duna / Duna Weekend / Premio	1.4 159A2038	08.1990->10.2001	LX2851 / LX55	OC985			
Duna / Duna Weekend / Premio	1.5 146B5011	04.1988->12.1995	LX298		KL63		
Duna / Duna Weekend / Premio	1.6 159A303	01.1991->03.2000	LX55 / LX907	OC133			
Duna / Duna Weekend / Premio	1.7 D 146B2000	01.1999->10.2001	LX298 / LX495 / LX689	OC501	KC166 / KC51		
Elba	1.5 146B5011	03.1988->02.1997	LX55 / LX907	OC23	KL239/1		
Fiorino / Pickup / Furgon / Working	1.3 8V Fire 178E8011	10.2005->	LX907	OC66	KL239/1		
Fiorino / Pickup / Furgon / Working	1.3 MPI 178A2000	03.2002->02.2006	LX157		KL63		
Fiorino / Pickup / Furgon / Working	1.4	12.1996->03.1999	LX157				
Fiorino / Pickup / Furgon / Working	1.7 TD 146D7000	03.2004->08.2006	LX689		KC18 / KC51		
Fiorino / Pickup / Furgon / Working	1.7D	03.1989->02.1993	LX2849 / LX55	OC133	KC166 / KC18		
Fiorino / Pickup / Furgon / Working	1.7D 146B2000	10.1994->06.2003	LX689	OC133	KC51		
Fiorino / Pickup / Furgon / Working	1.7D 147B2000	10.1994->06.2003	LX689	OC133	KC18 / KC51		
Grand Siena	1.4 8V EVO	03.2012->	LX3115	OC259	KL582	LA633 / LAK633	
Grand Siena	1.6 16v E-Torq	03.2012->	LX3355				
Idea	1.4 8V Fire 178F3011	03.2007->	LX908	OC196	KL582 / KL83	LA422	
Idea	1.6 16v E-Torq	09.2010->	LX3355	OX175	KL238D	LA422	
Idea	1.8 16v E-Torq 370A0011	09.2010->	LX3355	OX175	KL238D	LA422	
Idea	1.8 8V L3027	10.2005->	LX908	OC90	KL582 / KL83	LA422	
Idea Adventure	1.8 8V G6DA	05.2010->	LX908	OC90	KL582 / KL83	LA422	
Lancia	Y 10 Fire			OC66			
Linea	1.9 16V Torque	11.2008->01.2011	LX2644	OC66	KL582	LA612 / LAK612	
Linea	1.8 16v E-Torq 370A0011	09.2010->	LX3355				
Marea	1.6 178A8011	11.1998->03.2001	LX618	OC66	KL582 / KL83		
Marea	1.6 182A4000	08.2003->04.2005	LX618	OC983			
Marea	1.9 JTD	04.1999->06.2007	LX618	OC983			
Marea	1.9 Td 182A7000	11.1998->02.2000	LX618	OC66	KC51		
Marea	2.0 20V 182A1011	11.1998->03.2001	LX618	OC66 / OC983	KL582 / KL83	LA56	
Marea	2.0 20V 182B7000	03.2000->09.2004	LX618	OC66	KL582 / KL83	LA56	
Marea Weekend	1.9 Tdi 182A7000	11.1998->02.2000	LX618	OC66	KC51		
Marea Weekend	2.0 20V 182A1011	11.1998->02.2000	LX618	OC66	KL582 / KL83	LA56	
Marea Weekend	2.0 20V 182B7000	03.2000->06.2004	LX618	OC66 / OC983	KL582 / KL83	LA56	
Mobi	1.0	06.2016->	LX3115	OC259			
Palio	1.0 16V EXL Fire	01.2001->	LX908	OC196		LA422	
Palio	1.0 16V MPI Fire	01.2000->	LX908	OC196	KL582 / KL83	LA422	
Palio	1.0 MPI 8V Fire	01.2001->	LX908	OC196	KL582 / KL83	LA422	
Palio	1.0 MPI 8V Young Fire	01.2001->	LX908	OC196	KL238D	LA422	
Palio	1.3 16V EXL Fire	01.2000->	LX908	OC196	KL582 / KL83	LA422	
Palio	1.3 16V Fire 178D6011	01.2001->	LX908	OC196	KL238D	LA422	
Palio	1.3i S	05.1999->03.2001	LX908	OC66	KL238D	LA499	
Palio	1.4 8v Fire 178F5038	04.2007->	LX908	OC196	KL238D	LA422	
Palio	1.4 8v Fire 310A2011	09.2009->	LX908	OC196	KL238D	LA422	
Palio	1.4 8v Fire RSTII 178F5038	12.2008->	LX908	OC196	KL238D	LA422	
Palio	1.6 16 V Fire	01.2001->	LX908	OC196	KL238D	LA422	
Palio	1.6 16V	01.1996->12.2000	LX908	OC66	KL238D	LA499	
Palio	1.6 16V	03.1997->	LX908	OC66	KL238D	LA499	
Palio	1.6 16V Torque 178A8011	02.2001->07.2004	LX908	OC196	KL582 / KL83	LA422	
Palio	1.6 Spi 178C1011	02.1997->08.2001	LX908	OC66	KL238D	LA499	
Palio	1.7 Td 176A3000	01.1998->	LX908	OC983	KC51	LA499	

APLICACIÓN / APPLICATION	MOTOR / ENGINE	AÑO / YEAR					OTROS / OTHERS
			1°	2°			
FIAT							
Palio	1.7 Td 176A3000	07.2004->10.2008	LX908		OC983	KC51	LA499
Palio	1.7 Tdi 176A5000 72 cv	01.2005->	LX908		OC983	KC166	LA499
Palio	1.7i EL / HL Diesel / TD	03.1997->	LX908		OC501	KC51	LA499
Palio	1.8 8V 1V0	07.2004->02.2010	LX908		OC90	KL238D	LA422
Palio	1.8 R H3025	01.2005->	LX908		OC90	KL582 / KL83	LA422
Palio Adventure	1.6 16V E-Torque	10.2010->	LX3355		OX175D	KL238D	LA422
Palio Adventure	1.8 8V H3025	05.2006->	LX908		OC90	KL582 / KL83	LA422
Palio Weekend	1.6 16V	10.1997->	LX908		OC66	KL238D	LA499
Palio Weekend	1.6 16V Stile Torque	01.2001->	LX908		OC196	KL582 / KL83	LA422
Palio Weekend	1.6 8V/16V	01.1996->	LX908		OC66	KL238D	LA499
Palio Weekend	1.7 Tdi 176A5000 72 cv	01.2005->	LX908		OC983	KC166	LA499
Palio Weekend	1.8 8V	01.2005->	LX908		OC90	KL582 / KL83	LA422
Punto	1.3 16V JTD Multijet 199A3000	07.2008->	LX1920		OX418 / OX371D	KL425 / KL1029	LA306
Punto	1.4 8V Fire 310A2011	07.2007->	LX2643		OC196	KL582 / KL83	LA612 / LAK612
Punto	1.4 GT Turbo 176A4000	02.1994->10.1996			OC66		
Punto	1.6 16v E-Torq 310A5011	02.2011->	LX3355				
Punto	1.8 16V J3032	11.2007->	LX2644		OC90	KL582 / KL83	LA612 / LAK612
Qubo	1.4 8V 350A1000 (Peugeot)		LX2738				LA457
Regatta / Weekend	1.5 85 138B3000	02.1985->09.1982	LX298		OC985	KL63	
Regatta / Weekend	1.6 100 S 149A2038	02.1985->04.1988	LX2852		OC985		
Regatta / Weekend	1.6 138B3038	01.1987->08.1995	LX2852 / LX298		OC985	KL63	
Regatta / Weekend	2.0 2000 8V DOHC 149E070.	06.1987->02.1994			OC985		
Ritmo 60 / 65 / 70 / 75 / 85		08.1985->	LX160				
Ritmo 60 ES / 70 CL / 75 S / 85 S			LX298				
Siena	1.3 16V Fire 178D6011	06.2001->12.2004	LX908		OC196	KL238D	LA422
Siena	1.3 16V Fire 178D7055	06.2001->12.2005	LX908		OC196	KL238D	LA422
Siena	1.3 16V Fire 178D7055	08.2005->10.2007	LX908		OC196	KL238D	LA422
Siena	1.4 8v Fire 178F3011	08.2008->	LX908		OC196	KL238D / KL2	LA422
Siena	1.4 8v Fire 178F5038	04.2006->	LX908		OC196	KL238D	LA422
Siena	1.6 16V	09.2001->	LX908			KC51	LA499
Siena	1.6 16V Torque 178B3000	02.2001->07.2003	LX908		OC196 / OC66	KC51 / KL2 / KL238D/ KL582	LA422
Siena	1.6 8V/16V	04.1996->	LX908		OC66	KL238D	LA499
Siena	1.6 Spi 178A5011	01.2000->08.2001	LX908		OC66	KL2 / KL238D	
Siena	1.6 16V E-Torque	09.2010->	LX3355				
Siena	1.7 Diesel - TD	04.1997->	LX908		OC501	KC51	LA499
Siena	1.7 Td 176A3000	02.2002->07.2004	LX908		OC501	KC51	LA499
Siena	1.7 Td 176A3000	03.2002->01.2010	LX908		OC983	KC51	LA499
Siena	1.7 Td 176A3000	06.1997->12.2003	LX908		OC983	KC51 / KC166	
Siena	1.8 8V 1V0	08.2004->01.2010	LX908		OC90	KL582 / KL83	LA422
Siena	1.8 8V 1V0	08.2008->	LX908		OC90	KL582 / KL83	LA422
Stilo	1.8 16V 192A4000	03.2003->12.2007	LX1770		OC90	KL582	LA142
Stilo	1.8 8V 7Z0	11.2004->	LX1770		OC90	KL582	LA142
Stilo Abarth/Confort	1.8 16V	01.2005->			OC272		
Strada	1.3 16V Fire 178D7055	08.2000->01.2006	LX908		OC196	KL582 / KL83	LA422
Strada	1.3 JTD 223 A9.000	06.2006->12.2011	LX1920		OX371D		
Strada	1.3 16V Trekking Multijet	05.2010->	LX1920		OX418 / OX371D	KL425 / KL1029	
Strada	1.4 8v Fire	08.2004->01.2009	LX908		OC196	KL2 / KL238D	LA422
Strada	1.6 16V	01.1998->	LX908		OC66	KL238D / KL2	
Strada	1.7 Td 176A3000	08.2000->01.2006	LX908		OC501	KC51	
Strada	1.8 8V 1V0	08.2004->01.2009	LX908		OC90	KL83 / KL582	LA422
Strada Adventure	1.6 16V E-Torque	08.2010->	LX3355		OX175D	KL238D	LA422
Strada Adventure	1.6 16V E-Torque 178B3000	08.2010->	LX908		OX175	KC51 / KL2 / KL238D	LA422
Strada Adventure	1.8 8V 1V0	08.2004->01.2009	LX908		OC90	KL582 / KL83	LA422

(*) Filtros en desarrollo

APLICACIÓN / APPLICATION	MOTOR / ENGINE	AÑO / YEAR					OTROS / OTHERS
			1°	2°			
FIAT							
Strada Working / Trekking	1.4 8v Fire 310A2011	09.2009->	LX908		OC196	KL238D	LA422
Tempra	2.0 8V 149E011.	08.1992->11.1995				KL2 / KL222 / KL63 / KL239	
Tipo	1.6	04.1990->03.1993	LX454 / LX589		OC66	KL239	
Tipo	1.6 149C2046	07.1993->01.1997	LX453		OC66	KL60	
Tipo	1.6 8V		LX589		OC66		LA34
Tipo	1.6 IE 160E2011	01.1994->10.1996	LX589			KL239/1	
Tipo	1.6 MPI 160E1011	12.1995->10.1997	LX589 / LX453		OC66	KL60	
Tipo	1.7D 149B4000	01.1993->05.1995	LX453		OC501	KC18	
Tipo	1.9D 160A7000	11.1993->05.1995	LX453		OC501	KC18	
Tipo	2.0 159A6046	11.1993->05.1995	LX453		OC66 / OC23	KL60 / KL239/1	LA34
Tipo	2.0 16V 836A3000	03.1993->10.1995	LX453		OC66	KL239/1	LA34
Toro	2.0 Multijet	05.2016->			OX779D	KX398	
Toro	Freedom Turbo Diesel MT6 4X2				OX779D		LA1255
Toro	Volcano Turbo Diesel AT9 4X4 MOTOR 2.0				OX779D		LA1255
Toro	2.0 16V Diesel - (Freedom / Opening Edition) - Automático / Mecánico (4x2 / 4x4)		LX4365		OX779D		
Uno	1.0	02.2000->	LX454			KL239/1	
Uno	1.0 146B4011	11.1993->05.1995	LX2851		OC985	KL239/1	
Uno	1.1	11.1989->12.1994			OC66		
Uno	1.3 8V Fire 178E8011	07.2004->	LX907		OC196 / OC985	KL239/1	
Uno	1.4 159A2038	05.1992->06.2001	LX2851		OC985		
Uno	1.4 EVO 8V Fire	05.2010->	LX3115		OC259	KL582	LA633 / LAK633
Uno	1.4 Turbo 146A8011	03.1994->12.1995	LX907		OC985	KL60	
Uno	1.5 146B5011	04.1988->12.1995	LX298				
Uno	1.5 146B8011	04.1988->12.1995	LX55 / LX907		OC985 / OC66	KL239/1	
Uno	1.6 146B7011	07.1992->12.1999	LX55 / LX907		OC985		
Uno	1.7D 146B2000	11.1994->03.2000	LX495		OC501	KC51	
Uno	1.7D 147B2000	11.1994->03.2000	LX689		OC501	KC51	
Uno	1.7D 149B3000	11.1994->03.2000			OC501	KC51	
Uno Cargo	1.3 8V Fire 149B3000	11.2005->	LX907		OC985	KL239/1	
FORD							
Cargo 0914 TD Intercooler	Cummins 4 BT 3.9	01.1998->	LX910	LXS37/1	OC333	KC18	HX15
Cargo 1113	MWM D229/6	02.1986->02.1992	LX972	LXS226	OC60	KX43 / KX35	HX15
Cargo 1113 / 1313 / 1513	MWM D229/6	->03.1986	LX972	LXS226	OC60	KX43 / KX35	HX15
Cargo 1114 / 1117 / 1314 / 1514	Ford FTO 6.6	->05.1986	LX972		OC334	KC113	HX15
Cargo 1121	Cummins B, BT 5.9	01.2011->	LX1716/1	LXS305		KC107 / KC119	HX15
Cargo 1121 / 1217 / 1317 / 1417 / 1421 / 1617 / 1621	Cummins 6T 5.9 / B, BT 5.9 / 6BTAA	01.2002->	LX1716/1	LXS305	OC320	KC119 / KC6D / KC113 / KC455	HX15
Cargo 1215	Cummins 6 BT	04.2011->					HX15
Cargo 1215	Cummins 6BTAA	02.1993->06.1998	LX972/1	LXS226	OC320		
Cargo 1217	Cummins 6 T 5.9	01.2002->	LX1716/1	LXS305		KC107 / KC119 / KC455	HX15
Cargo 1217	Cummins 6 T 5.9	02.2011->	LX1716/1	LXS305		KC107 / KC119	HX15
Cargo 1317	Cummins 6 BTAA 5.9	03.2005->06.2007				KC24 / KC119	HX15
Cargo 1317	Cummins 6BTAA 5.9 Euro II	01.2002->04.2005				KC24 / KC119	HX15
Cargo 1317	Cummins 6BTAA 5.9 Euro II	02.2011->				KC24 / KC119	HX15
Cargo 1317	Cummins 6BTAA 5.9 Euro II	03.2005->06.2007			OC320	KC24 / KC119	HX15
Cargo 1317	Ford FTO 6.6	->05.1986	LX972/1	LXS226	OC334	KC113	
Cargo 1317E	Cummins Interact 4 170 P5	04.2006->	LX2533	LXS296	OC320	KC188/ KC113 / KC607	HX15 / AL12
Cargo 1317E (Turboalimentado)	Cummins 6B 5.9	01.2007->	LX2533	LXS296	OC502	KC188 / KC118/1	HX15

APLICACIÓN / APPLICATION	MOTOR / ENGINE	AÑO / YEAR						OTROS / OTHERS
			1°	2°				
FORD								
Cargo 1317E (Turboalimentado)	3.9L Cummins Int. 4ISBE	02/2005->					KC440	
Cargo 1416	Cummins 6 BTAA 5.9	01.2011->	LX972/1	LXS226			KC107	HX15 / WFC2
Cargo 1416	Cummins 6 BTAA 5.9	02.1993->06.1998	LX972/1	LXS226			KC107	HX15 / WFC2
Cargo 1416	Cummins 6 BTAA 5.9	02.1998->11.2007	LX972/1	LXS227			KC107 / KC455	HX15 / WFC2
Cargo 1416F	Cummins 6BT 5.8		LX910	LXS37/1			KC107 / KC455	WFC1
Cargo 1417	Cummins 6 T 5.9	01.2002->	LX1716/1	LXS305			KC107 / KC119 / KC455	HX15
Cargo 1421	Cummins 6 T 5.9	01.2002->	LX1716/1	LXS305			KC119 / KC107 / KC6D / KC455	HX15
Cargo 1517	Cummins 6 BT	01.2004->					KC454	
Cargo 1517	Cummins 6 BTAA 5.9	04.2011->					KC6D	HX15
Cargo 1517	Cummins 6 BTAA 5.9	11.2005->04.2009					KC118 / KC6D	HX15
Cargo 1517	Ford FTO 6.6	->03.1986	LX972	LXS226	OC334		KC113	
Cargo 1517	3.9L Cummins; Int. 4ISBE	02/2005->					KC440	
Cargo 1517E (Turboalimentado)	Cummins 6 BT AA	01.2007->	LX2533	LXS296	OC502		KC188 / KC118/1	HX15
Cargo 1517E (Turboalimentado)	3.9L Cummins; Int. 4ISBE	02/2005->					KC440	
Cargo 1617	Cummins 6 BTAA	01.1998->	LX1716/1 / LX972/1	LXS305 / LXS226			KC107 / KC455	HX15
Cargo 1617	Cummins 6 BTAA	02.1993->06.1998	LX1716/1 / LX972/1	LXS305 / LXS226			KC107	HX15
Cargo 1621	Cummins 6 T 5.9	01.2002->	LX1716/1	LXS305			KC107 / KC119 / KC455	HX15
Cargo 1622	Cummins 6 CTAA	03.1995->08.2001	LX971	LXS227	OC304		KC107 / KC608	HX15 / WFC2
Cargo 1622	Cummins 6 CTAA	01.1998->			OC1176		KC455	
Cargo 1716 Turbo Intercooler	Cummins 6 BTAA 5.9	01.2001->02.2006	LX972/1	LXS226			KC107 / KC455	HX15
Cargo 1716 Turbo Intercooler	Cummins 6 BTAA 5.9	02.2011->	LX972/1	LXS226			KC107	HX15
Cargo 1722	Cummins 6 CTAA	01.2007->	LX971 / LX1716/1	LXS227 / LXS305	OC304		KC107 / KC6D / KC455 / KC454	AL12 / HX15 / WFC1
Cargo 1722	Cummins 6 CTAA	04.1999->10.2008	LX971 / LX1716/1	LXS227 / LXS305	OC304 / OC1176		KC107 / KC6D	AL12 / HX15 / WFC1
Cargo 1722	5.9L Cummins Int.6ISBE	01/2006->					KC440	
Cargo 1722E (Turboalimentado)	Cummins 6BT AA	01.2007->	LX1716/1	LXS305	OC502		KC188 / KC118/1	AL12 / HX15 / WFC1
Cargo 1722F Turbo Intercooler	Cummins 6CT 8.3		LX971	LXS227	OC304 / OC1176		KC107 / KC455	WFC1
Cargo 1730	Cummins 6 CTAA	02.1995->11.2009	LX971	LXS227	OC304		KC107 / KC118 / KC455	HX15 / WFC2
Cargo 1730	Cummins 6 CTAA	04.2011->	LX971	LXS227	OC304		KC107 / KC118	HX15 / WFC2
Cargo 1730C Turboalimentada	Cummins 6 CTAA 8.3	01.2004->	LX1716/1	LXS305	OC304 / OC1176		KC455 / KC454	AL12 / HX15 / WFC1
Cargo 1730F Turboalimentada	Cummins 6CTAA 8.3	01.2001->01.2004	LX971	LXS227	OC304 / OC1176		KC107 / KC120 / KC455 / KC454	WFC1
Cargo 1831E (Turboalimentado)	Cummins C 8.3 300	01.2007->	LX1716/1	LXS305	OC1176		KC188 / KC118/1	AL12 / HX15
Cargo 1932	Cummins ISCe 6 320 P5	06.2011->	LX1716/1	LXS305	OC1176		KC118/1	
Cargo 1932	Cummins ISCe 6 320 P5	2013->					KC618*	
Cargo 2422	Cummins 6 CTAA		LX971	LXS227	OC304		KC107	HX15 / WFC2
Cargo 2422	5.9L Cummins Int.6ISBE	01/2006->					KC440	
Cargo 2425	Cummins 6 CTAA 8.3	03.1995->08.2001	LX971	LXS227	OC304		KC107	HX15 / WFC2
Cargo 2428	5.9L Cummins Int.6ISBE	02/2005->					KC440	
Cargo 2622 (215 II(4X2))	Cummins INTERACT 6	01.2002->07.2010					KC118/1 / KC489	
Cargo 2622	5.9L Cummins Int.6ISBE						KC440	
Cargo 2625 Turbodiesel	Cummins 6 CTAA 8.3	04.1998->04.2001	LX971	LXS227	OC304 / OC1176			HX15 / WFC2
Cargo 2626 Turboalimentada	Cummins 6 CTAA 8.3	01.2001->	LX971 / LX1716/1	LXS305	OC304 / OC1176		KC107 / KC120 / KC455 / KC454	AL12 / HX15 / WFC1

(*) Filtros en desarrollo

APLICACIÓN / APPLICATION

MOTOR / ENGINE

AÑO / YEAR



1°

2°



OTROS / OTHERS

FORD

APLICACIÓN / APPLICATION	MOTOR / ENGINE	AÑO / YEAR	1°	2°				OTROS / OTHERS
Cargo 2622	6x4 Diesel		LX3560 / LXS362					
Cargo 2623			LX3560 / LXS362					
Cargo 2628 E	Cummins ISBE 5.9L	02.2005->07.2010	LX1716/1	LXS305	OC1176	KC118/1		
Cargo 2628 E	5.9L Cummins ISBE 275 P5	11.2011->				KC440		
Cargo 2628	5.9L Cummins Int.6ISBE	01/2006->				KC440		
Cargo 2628			LX3560 / LXS362					
Cargo 2629			LX3560 / LXS362					
Cargo 2631	Cummins 6 CTAA 8.3	03.2002->06.2007	LX971 / LX1716/1	LXS305	OC304	KC118 / KC6D / KC120 / KC107 / KC455 / KC454		WFC1
Cargo 2631 TurboAftercooler	Cummins 6CTAA 8.3	01.2001->01.2004	LX971		OC304 / OC1176	KC107 / KC120 / KC455 / KC454		HX15 / WFC1
Cargo 3132			LX3560 / LXS362					
Cargo 3133			LX3560 / LXS362					
Cargo 2631E (Turboalimentado)	Cummins 6BT AA	01.2007->	LX1716/1	LXS305	OC1176	KC188 / KC118/1		AL12 / HX15 / WFC1
Cargo 2632E	Cummins ISC 320 P5	06.2007->	LX1716/1	LXS305	OC1176	KC118/1		AL12 / HX15
Cargo 712	Cummins B3.9 120 P5	04.2007->	LX910	LXS37/2	OC502	KC188 / KC118/1		HX15
Cargo 712	Cummins B3.9 120 P5	07.2011->	LX910	LXS37/2	OC502	KC188 / KC118/1		HX15
Cargo 815 E	3.9L Cummins Int. 4ISBE	02/2005->04/2009				KC440		
Cargo 815 E	(Chassis 369095) 3.9L; Cummins Int. 4ISBE	05/2009->				KC400		
Cargo 914 3.9 TD Intercooler	Cummins 4 BT 3.9	01.1998->	LX910	LXS37/2	OC333	KC18		HX15
Cargo 915	Cummins 4 BT 3.9	02.2001->	LX910	LXS37/2	OC333	KC18		HX15
Cargo 915 3.9 TD Intercooler	Cummins 4 BT 3.9	01.1998->	LX910	LXS37/2	OC333	KC113		HX15
Cargo 915 E Turboalimentado	Cummins 4 BTAA	01.2007->	LX910	LXS37/2	OC502	KC188 / KC118/1		HX15
Cargo 915 E Turboalimentado	Cummins Interact 4 150 P5	08.2007->	LX910			KC489		
Cargo C 1215	Cummins 6 BT	05.1993->				KC455		
Cargo C 2626 Turboalimentada 8.270	Cummins 6CTAA	01.2004->			OC1176	KC455 / KC454		
Cargo C 2631 Turboalimentada 8.270	Cummins 6CTAA	01.2004->			OC1176	KC455 / KC454		
Cargo C 814	Cummins 4 BTAA	06.1993->	LX910	LXS37/2		KC24		HX15
Cargo Mixer 2422 6X4 / 2425 6X4	Cummins 6 CTAA 8.3		LX971	LXS227	OC304 / OC1176	KC107 / KC455		HX15 / WFC2
Cart.Segur. Cargo 1416 / 2422 / 2425				LXS227				
Cart.Segur. F-100	Perkins 4-203		LX200	LXS40/1	OC1123			
Cart.Segur. F-1000 / F-2000 / F-4000	709E/ LO809			LXS05/1				
Cart.Segur. F-12000 / F-14000 / F-16000	Cummins 4BTAA 3.9	04.1999->11.2003		LXS229				
Cart.Segur. Ford Cargo	Cummins			LXS226				
Courier	1.8D 8V Pick up Endura DE	01.1998->07.2006	LX1598		OC203	KL99		LA77
Courier	1.8D 8V Van Endura DE	04.1997->10.2000	LX624		OC203	KL99		LA77
Courier Furgon / Pickup	1.4i 16V Zetec-SE (FHA)	01.1997->10.2000	LX687 / LX1598					LA77
Courier Furgon / Pickup	1.6 Rocam Zetec Rocam SOHC (CLKB)	04.2005->	LX687					LA77
Courier Furgon / Pickup	1.8D 8V Endura DE	01.1995->	LX624		OC203	KL41		LA77
EcoSport	1.4 8V Duratorq Common Rail + Turbo	07.2003->	LX1282			KL418 / KL779		
EcoSport	1.4 TDCi PSA (F6JC)	07.2003->	LX1282			KL418 / KL779		LA169
EcoSport	1.6 Mpie Xls	07.2003->	LX1597		OC266	KL420		LA169
EcoSport	1.6 Rocam Zetec Rocam 1.6 (CDJC)	01.2003->	LX1597		OC266	KL420		LA169
Ecosport	2.0 (L4 Manual / Automático) 2.0 Lts	01.2004->	LX2531		OC266	KL465		LA169
EcoSport	2.0 16V Duratec HE (CJJA)	01.2003->	LX2531		OC266	KL420		LA169
Ecosport	2.0 Duratec HE (Cambio Automático)	11.2006->	LX998		OC235			LA169
Ecosport (Nueva)	2.0L Duratec	2012->	LX2867					

APLICACIÓN / APPLICATION

MOTOR / ENGINE

AÑO / YEAR



1°

2°



OTROS / OTHERS

FORD

APLICACIÓN / APPLICATION	MOTOR / ENGINE	AÑO / YEAR	1°	2°	Fuel Filter	Others
Escort	1.0 AE	04.1988->10.1996	LX906		OC300	KL63 / KL222
Escort	1.6 16V Zetec	01.1999->	LX435		OC266	KL224/1
Escort	1.6 CHT	->12.1990	LX64		OC261	KL63 / KL222
Escort	1.8 D 8V Cross ENDURA ED	01.1999->	LX435		OC203	KL99 / KX23
Escort	2.0 VW AP2000	04.1993->	LX906		OC47	KL2
Escort / SW	1.6 Zetec Rocam	01.2001->08.2002	LX435		OC266	KL224/1
Escort / SW	1.8 1.8 Zetec	04.1997->12.2002	LX435		OC266	KL224/1
Escort Cabrio / Coupe	1.8 16V Si (Sport Versión) Zetec-E	07.1998->	LX435		OC266	KL224/1
Escort Cross / LX Plus / CLX	1.8 TDI Endura 1.8 8 V	01.1999->	LX435		OC203	KL99 / KX23
Escort Ghia / Cabriolet LX / CLX / Si	1.8 16V Zetec	01.1996->	LX435		OC266	KL224/1
Escort Ghia / Cabriolet / XR3	1.8 AUDI 327 UD (RQB)	06.1995->10.1997	LX906		OC47	KL223/1
Escort Ghia / Guarujá / XR3	1.8 / 2.0 AP	01.1989->	LX906		OC47	KL222 / KL223/1
Escort GL / SX / LX		->12.1992	LX202		OC261	KL63 / KL222
Escort LX	1.8 D 8V KENT	01.1996->	LX435		OC203	KL41
Escort LX / Ghia / SX	1.6 CHT	03.1990->	LX202		OC300	KL63 / KL222
Escort LX / SX	1.6	01.1993->	LX906		OC47	KL222
Escort XR3 / Escort / Guia / Guaruja	1.8 VW AP1800	09.1989->	LX906		OC47	KL222 / KL223/1
Explorer	4.0 6cil.	01.1996->	LX1095 / LX2645		OC67	
Explorer XLT	4.0 6cil.	01.1995->	LX2645		OC67	
F 250 / F-350 / F 3500 / F-600 / F 6000 / V 600	Perkins 6-PF 305	08.1972->06.1977	LX236		OC42 / OC308 / OC42/1	KX23
F 250/F 350	6 Cil.	01.1984->			OC67	
F 250/F 350	Perkins 6-305	01.1969->01.1977			OX51 / OC42/1	
F 250/F 350	Perkins 6-PF 305	12.1977->	LX236		OC42 / OC308	KX23
F 350	Cummins 4 BTAA	01.1999->	LX910	LXS37/2		
F 700 / F700 / F7000	Perkins 6-354 / T	11.1976->02.1978	LX265		OX51 / OC42/1	KX23
F-100	4.2 Naftera	01.2004->	LX910	LXS37/2		KL223/1
F-100	6 Cilindros	->01.1982			OC67	KL63
F-100	Cummins 3.9 4 cil.	01.2007->	LX910	LXS37/2	OC502	KC459
F-100	Cummins 4 BTAA 3.9 3.9 (XL Turbodiesel)	01.1999->	LX910	LXS37/2	OC333	KC18
F-100	Cummins TD-14 3.9 3.9 (TD Intercooler)	01.2004->	LX910	LXS37/2	OC333	KC18
F-100	F4L 913		LX275		OC60	KX23
F-100	Max. Econo.	01.1993->			OC67	
F-100	Maxion HS 2.5i	01.1996->	LX910	LXS37/2		KC18
F-100	MWM 4.1 T / 4.3 TD	01.1999->	LX910	LXS37/2	OC60	KL41
F-100	MWM 4.10 T	01.1997->	LX910	LXS37/2	OC60	
F-100	MWM D 229/4	09.1992->05.1998	LX910	LXS37/2	OC26	KC18 / KX43
F-100	MWM TD-16 4.2	01.2004->	LX910	LXS37/2	OC60	
F-100	Perkins 4-203	01.1977->01.1985	LX200	LXS40/1	OC1123	KX23
F-100	Perkins 4-203	01.1985->12.1987			OC1123	
F-100	Perkins 4-203	02.1971->12.1977			OX51	
F-100		01.1996->	LX910	LXS37/2	OC67	KC18 / KX43
F-1000	4 Cil. Diesel	01.1989->03.1994	LX974	LXS231	OC324	KX23
F-1000	4 Cil. Diesel	01.1986->01.1988	LX975	LXS231	OC324	KX23
F-1000	4.3 4x4 D / SUPERCAB	01.1996->	LX910	LXS37/2	OC60	KX43 / KX35D
F-1000	Maxion HSD	01.1997->12.1998	LX910	LXS37/2	OC261	
F-1000	MWM D226/4	04.1977->03.1999	LX1065		OC26	KX35 / KX43
F-1000	MWM D229/4 aspirado	02.1989->02.1992	LX974	LXS231	OC26	KX35 / KX43
F-1000	Turbo - MWM D229/4	01.1990->12.1998	LX974	LXS231	OC60	KX35 / KX43
F-1000	Turbo - MWM TD229/4	01.1992->12.1988	LX910	LXS37/2	OC60	
F-1000	4.1 / 4.3 Turbo Diesel	->12.1998	LX910	LXS37/2	OC60	KL41
F-1000	MWM 4.10 T	01.1997->12.1998	LX910	LXS37/2	OC60	
F-12000 / F-14000 / F-16000	Cummins 6BT	02.1999->	LX1096	LXS229	OC320	KC107 / KC24
F-12000 / F-14000 HD	MWM D 229/6	02.1992->03.1999	LX910	LXS37/2	OC60	KX43 / KX35D

(*) Filtros en desarrollo

APLICACIÓN / APPLICATION

MOTOR / ENGINE

AÑO / YEAR



1°

2°



OTROS / OTHERS

FORD

APLICACIÓN / APPLICATION	MOTOR / ENGINE	AÑO / YEAR	1°	2°	Oil	Fuel	Engine	OTROS / OTHERS
F-13000	Perkins 6358	03.1977->05.1981	LX236	LXS41/1	OX200D / OC308	KX23		HX15
F-14.000	Cummins 6CTAA	04.1999->03.2009			OC320	KC6D		
F-14.000 HD	6.5 MWM 6.10 NA	01.1992->	LX910	LXS37/2	OC35	KX35D		HX15
F-14.000 Turbo Post-Enfriado	Cummins 4 BTAA 3.9	01.1999->	LX1096	LXS229		KC107 / KC455		HX15
F-14.000 Turboalimentado	Cummins 6 BT AA	01.2003->	LX1096	LXS229		KC455 / KC454		HX15
F-150	4.9 (L6)	01.1995->12.1997	LX910		OC67			
F-150	4.9i	01.1995->10.1997			OC67			
F-150	MWM D 229/4	09.1992->05.1998	LX910	LXS37/2	OC26	KX43 / KX35D		
F-150		01.1984->			OC67	KL63		
F-2000	MWM D229/4	->08.1986	LX975		OC26	KX43 / KX35		HX15
F-250	6cil.	01.1984->			OC67	KL63		
F-250	Cummins	01.1998->	LX910	LXS37/2				
F-250	Ford 4.6 V6	01.1999->	LX910	LXS37/2				
F-250	MWM	01.1999->	LX910	LXS37/2				
F-250	Perkins 6-305	->01.1977			OX51 / OC42/1			
F-250	Perkins 6-PF 305	12.1977->	LX236		OC308	KX23		
F-350 / F-600 / F-700 / F-3500 / F-6000 / F-7000	Perkins 6.354	01.1977->	LX265		OC308 / OC42 / OC42/1	KX23		
F-350	Perkins 4-203	01.1985->	LX2854		OC1123			
F-4000	Cummins 3.9L Electrónico	2006->	LX910			KL796		
F-4000	Cummins 4 BT 114	01.1998->	LX910	LXS37/2	OC35	KC166		HX15
F-4000	Cummins 4BT	03.1995->08.2001	LX910	LXS37/2	OC35	KC166		HX15
F-4000	Cummins 4BTAA 3.9	01.2002->	LX910	LXS37/2	OC333	KC24		HX15
F-4000	Cummins 4BTAA 3.9				OC333	KC113 / KC107		
F-4000	Cummins 6 BTAA 5.9	02.1999->04.2002	LX972/1	LXS226		KC107 / KC455		HX15
F-4000	Cummins B3.9 120 P5-0	04.1999->	LX910	LXS37/2	OC333	KC166		
F-4000	MWM D 229/4	09.1992->05.1998	LX910	LXS37/2	OC26	KX35D		HX15
F-600	Perkins 6-305	->01.1977			OX51			
F-600 / F-700 / F-750 / F-11000 / F-12000 / F-13000	Perkins 6357	01.1977->06.1981	LX973		OX200D			
F-600 / V-600	Perkins 6-PF 305	->01.1977	LX236		OC308 / OC42/1	KX23		
F-6000	MWM D229/6	01.1980->12.1981	LX265	LXS37/2	OC60	KX43 / KX35		HX15
F-6000	Perkins 6-305	01.1969->01.1977			OX51			
F-700	Perkins 6-354	01.1977->	LX265		OC308 / OC42/1	KX23		
F-700	Perkins 6-354	01.1969->01.1977			OX51	KX23		
F-700	Perkins 6-354 T	01.1977->	LX265		OC308 / OC42/1	KX23		
F-700	Perkins 6-354 T	01.1969->01.1977			OX51	KX23		
F-7000	MWM D229/6	01.1980->12.1981	LX265	LXS37/2	OC60	KX43 / KX35		HX15
F-7000	Perkins 6-354 T	01.1969->01.1977	LX265		OX51	KX23		
F-99 / 100 TD Intercooler	Cummins TD-14 3.9		LX910	LXS37/2	OC333	KC18		
Fairlane	221 6cil.				OC67	KL63		
Fairlane	V8					KL63		
Falcon	Max. Econo.				OC67	KL63		
Falcon					OC67	KL63		
Falcon/Rural	2.3l		LX2854					
Falcon/Rural	3.0l		LX2854					
Falcon/Rural	3.6l		LX2854					
Fiesta	1.3i Endura-E	01.1996->	LX332		OC235		LA77	
Fiesta	1.4i 16V Zetec-S 1.4L (FHA)	05.1996->03.1999	LX687		OC235		LA77	
Fiesta	1.6 16V Sport	04.1999->02.2002			OC266	KL61	LA77	
Fiesta	1.6 16V Zetec Rocam SOHC	01.2000->	LX687		OC266	KL224/1	LA77	
Fiesta	1.6 Ti-VCT	10.2008->					LA463	
Fiesta	1.8D Endura-DE	01.1996->	LX687		OC203	KL99	LA77	
Fiesta	1.8D Kent (RTL)	01.1994->11.1999	LX624		OC203	KL99		
Fiesta	1.8D RTJ/RTK	01.1996->05.2000			OC203	KL99 / KX23	LA77	

APLICACIÓN / APPLICATION

MOTOR / ENGINE

AÑO / YEAR



1°

2°



OTROS / OTHERS

FORD

APLICACIÓN / APPLICATION	MOTOR / ENGINE	AÑO / YEAR	1°	2°	Fuel Filter	Spin-on Filter	OTROS / OTHERS
Fiesta	Endura-E/1.3 EFI (J4C)	04.1994->10.1997	LX332		OC235		LA77
Fiesta Kinetic Design	1.6L 16V Sigma I-4 DO H C TIVC T	10.2008->	LX3304 / LX2633		OC606		LA463
Fiesta Max	1.4 8V TDCi Duratorq Common Rail + Turbo	01.2002->	LX1282		OX171/2D	KL418 / KL779	LA169
Fiesta Max	1.6 TDCi	11.2004->			OX171/2D		
Fiesta Max	1.6 Zetec Rocam SOHC (MPIE)	01.2002->	LX1597		OC266	KL420	LA169
Focus	1.6 Rocam Zetec Rocam 1.6 (FYDA)	10.2004->12.2010	LX1712		OC266	KL465	LA78 / LA875
Focus	1.6 TDCi Duratorq	11.2004->			OX171/2D		
Focus	1.6L 16V Sigma	08.2008->	LX1780/3			KL559	LA642
Focus	1.8 16V Zetec-E DOHC (EYDC)	10.1998->10.2004	LX1712		OC266	KL465	LA78
Focus	1.8 DI BHDA, BHDB	10.1999->12.2004	LX1712		OC266	KL465	LA78
Focus	1.8 TDCi Duratorq	05.2005->	LX1712		OC232	KL446	LA642
Focus	1.8 TDi Lynx (C9DC)	01.2004->	LX1712			KL173	LA78
Focus	1.8L Tdi Lynx (C9DC)	09.1998->12.2004	LX1712		OC232	KL173	LA78
Focus	2.0 16V Duratec	11.2004->	LX1712		OC1063 / OC535		LA642
Focus	Zetec-E 2.0L DOHC 16V (EDDC)	09.1998->12.2004	LX1712		OC261	KL465	LA78
Focus 2	1.8 TDCi Duratorq TDCi (KKDA)	08.2008->	LX1780/3		OC535	KX229	LA642
Focus 2	2.0 16V Duratec-HE (AODA)	08.2008->	LX1780/3		OC1063 / OC535	KL559	LA642
Galaxy	2.0 (Carburador)	01.1992->	LX906		OC47		LAK226
Galaxy	2.0i (Inyeccion)	01.1992->	LX906		OC47	KL223/1	LAK226
Ka	1.0 Rocam Zetec Rocam (C4C)	01.2000->	LX1312		OC235	KL224/1	LA77
Ka	1.0i Plus / Image Endura	01.1999->	LX962		OC235	KL224/1	LA77
Ka	Endura-E 1.3 (A9A)	03.1997->	LX687 / LX962		OC235	KL224/1	LA77
Ka	Zetec Rocam 1.0 (C4C)	08.2008->	LX1312		OC235	KL224/1	LA77
Ka	Zetec Rocam 1.6 SOHC (CCB)	01.2002->	LX1312		OC235	KL224/1	LA77
Ka	Zetec Rocam 1.6 SOHC (CCB)	08.2008->	LX1597		OC235	KL420	LA77
Ka	1.0 / 1.6 8V Nafta						LA906
Ka II	1.5 16V	04.2016->					
Kuga	2.0 TDCi Duratorq	2008->2010	LX1780/3		OX339/2D	KX201D	LA220
Kuga	2.5 T	11.2008->	LX1605		OX370D		LA220
Mondeo	1.6 TDCi	03.2011->			OX171/2D		
Mondeo	1.8 TD Endura ED	01.1996->02.1997	LX521		OC203	KL41 / KX23 / KL99	
Mondeo	2.0	04.2007->	LX4356		OC1063		
Mondeo	2.0 8V Duratec HE	01.2002->			OC1063		
Mondeo	2.0 TDCi Duratorq (FMBA)	09.2001->03.2007			OX784D	KL446	
Mondeo	2.2 TDCi QJBA, QJBB	09.2004->03.2007				KL446	
Mondeo	2.5L DuraTec V6 24V (CJBA)	04.1997->12.2001				KL61	
Mondeo	2.5 MOTOR C25HDEX		LX4356				
Mondeo	Zetec-E 1.8L DOHC 16V (RKB)	06.1994->04.2000	LX522		OC266	KL61	
Mondeo	Zetec-E 2.0L DOHC 16V (EDDC)	04.1997->12.2001	LX522		OC266	KL61	
Mondeo Ghia	2.0 8V TDI	2002->				KL230	
Mondeo III	1.8i 16V 92KW (125PS/HP) / 81KW(110PS/HP)	11.2000->08.2007			OX203 / OX203D		
Mondeo III	2.0i 16V 118KW (161PS/HP)	11.2000->08.2007			OX203 / OX203D		
Orion	1.6 GL				OC235 / OC47	KL29	
Orion	1.8D	10.1990->	LX906		OC203	KL41	
Orion	1.8D	01.1993->	LX906		OC203	KL99 / KX23	
Orion	1.8i		LX906		OC47	KL223/1	
Orion	1.8i		LX906		OC47	KL223/1	

(*) Filtros en desarrollo

APLICACIÓN / APPLICATION

MOTOR / ENGINE

AÑO / YEAR



1°

2°



OTROS / OTHERS

FORD





Orion	2.0i		LX906		OC47	KL223/1		
Ranchero	VM Diesel		LX2853			KC18 / KX23		
Ranchero					OC67	KL63		
Ranger	2.3 16v	01.2001->	LX1095		OC266			
Ranger	2.3 V6	01.1995->	LX1937		OC67	KL223/1		
Ranger	2.3i 16v	01.2001->	LX1095		OC266	KL418 / KL779		
Ranger	2.5 8V	01.1998->	LX1095					
Ranger	4.0 V6	01.1998->			OC67	KL224/1		
Ranger	4.0 V6 Supercab	01.1997->			OC67	KL224/1		
Ranger	4.0i		LX1095		OC67	KL224/1		
Ranger	Maxion 2.5 TD	02.2000->	LX1713		OC324	KC18		
Ranger	Maxion 2.5 TDIC	06.2000->	LX1713					
Ranger	Maxion 2.5 TDIC	01.1999->	LX2646					
Ranger XL, XLPlus, XLT	2.8TD Interco. Power Stroke	01.2004->				KL761		
Ranger	NGD 3.0E Power Stroke	01.2005->12.2007	LX2124		OX169/1D	KL425		
Ranger	NGD 3.0E Power Stroke	01.2008->	LX2124		OC1055	KL425 / KX212		
Ranger (Nueva)	2.2 TDCi	2012->	LX3680		OX834D	KX437D	LA833	
Ranger (Nueva)	3.2 TDCi	2012->	LX3680		OX834D	KX437D	LA833	
Ranger (Nueva)	2.5	2012->				KL1058		
Ranger	Power Stroke 3.0 TDI	2005->			OX1011D			
S-Max	1.8 TDCi Duratorq	12.2007->			OC535	KX229		
S-Max	2.0	03.2010->			OC1063			
Taurus						KL63		
Taurus	2.0l		LX2854					
Taurus Coupe	2.3 SP5		LX2854					
Taurus Coupe	2.3 Ghia		LX2854					
Transit	2.2 TDCi	2012->	LX935 / LX935/2*		OX339/2D	KX387D ECO*		
Transit	2.4L Tdi DuraTorq 16V (D4FA)	01.2001->			OX784D			
Transit	2.4 TDCi	07.2006->12.2011	LX935					
Transit	2.5 TD E	10.1996->			OC232			
Transit	Puma 2.2L TDCi	06.2012->	LX1586		OC1252	KX387D		
Verona	1.8 AP	01.1994->12.1996	LX906		OC47 / OC522	KL223/1		
Verona	2.0 AP	01.1994->12.1996	LX906		OC47 / OC522	KL223/1		
V Serie - V600	Perkins 6-PF 305	->01.1977	LX236		OC308 / OC42 / OC42/1	KX23		

GENERAL MOTORS

12170	6.6 Caterpillar 3116	03.1999->06.2002	LX2528 / LX1092	LXS230	OC507 / OC121	KC134		
14190	6.6 Caterpillar 3116	03.1999->06.2002	LX2528 / LX1056 / LX1092	LXS260	OC121 / OC507	KC124/1		
15190	6.6 Caterpillar 3116	03.1999->06.2002	LX2528 / LX1056 / LX1716 / LX1092	LXS260	OC121 / OC507	KC134		
16220	6.6 Caterpillar 3116	03.1999->06.2002	LX2528 / LX1056	LXS260	OC121 / OC507			
6.000 T	Maxion S4T	05.1993->	LX236	LXS41/1	OC324	KC18		
6.100/6.150	Maxion S4 /S4T	04.1993->	LX236	LXS41/1	OC324	KC18		
D60P/ D70P/ D80 3E/ D90 3E	Perkins 6357	01.1976->12.1984	LX265	LXS37/1	OX200D	KX23		
D60P/ D70P/ D80/ D90	Perkins 6358	04.1981->	LX973 / LX265	LXS37/1	OC308	KX23		

GROSSPAL

G-Serie	Perkins 6.354		LX236		OC308 / OC42			
---------	---------------	--	--------------	--	---------------------	--	--	--

APLICACIÓN / APPLICATION	MOTOR / ENGINE	AÑO / YEAR	 1°	 2°			OTROS / OTHERS
HARLEY DAVIDSON							
FLHR-I / FLSTS Hertg Springer		1997->2003			OC1021		
FLHR Road King / XL Sportster 883 / 1200		1994->2003			OC1021		
FLHRCI / FLSTC / FXD		2003->			OC1021		
FLHS / FXLR		1987->1994			OC1021		
FLHT ELECTRA Glide		1996->2003			OC1021		
FLHTC-U / FLSTE Fat Boy / FLSTF Fat Boy / XLH / XLH Sportster		1986->2003			OC1021		
FLHTP / FXSTSB Softail		1995->1997			OC1021		
FLST		1980->2000			OC1021		
FLSTC HERTG Softail		1980->2002			OC1021		
FLT / FLTC		1980->1992			OC1021		
FLTC-U		1987->1996			OC1021		
FLTRI / FLHRCI RD King CLSC / FLTR Road Glide		1998->2002			OC1021		
FXD Dyna Super Glide		1999->2009			OC1021		
FXDB		1991->2006			OC1021		
FXDL Dyna Low Rider / FXDWG Dyna Wide GLD / FXDX Dyna GLD Sport		1999->2003			OC1021		
FXDS-COM / FXDS-COM Dyna / FXST Softail / FXSTB Softail / FXSTB Night Train		1999->			OC1021		
FXDXT Dyna T-Sport / FXST Softail / FXSTD Softail Deuce / FXSTS Softail		2000->2003			OC1021		
FXR		1982->1994			OC1021		
FXRS / FXRS-COM / FXRS-SP / FXRT / FXST Softail		1987->1992			OC1021		
FXSTB Softail		1990->			OC1021		
FXSTC Softail / FXSTS Softail		1987->1999			OC1021		
XL / XLH / XLS / XLX / FLHTC ELECT GLD CLSC 1100 W		1984->			OC1021		
XLC / XLCH		1993->1994			OC1021		
XL 1200N					OC21		
HONDA							
Accord	1.6	01.1984->09.1985	LX317		OC205		
Accord	1.8	01.1984->09.1985	LX317		OC205		
Accord	2.2 / 2.3	1990->2002				KL185*	
Accord	2.4				OC196		LA344
Accord	2.0 EX (Motor R20A3)						LA1171
Biz ES / KS 125 cc	125 cc	2006->	LX3106				
Bross 150	150 cc	2009->				KL741	
Bross 150 cc Nafta / XRE 300cc Nafta	150 cc / 300 cc	2009->			OX410D	KL740	
CBR 1000					OC575		
CBR 1000 RR					OC575		
CB400					OX791		
CBX 250 Twister	250 cc	2001->	LX3111		OX410D		
CB650	650 cc	2001->	OX61D				
CG 150	150 cc	2009->	LX3108			KL741	
CG 150	150 cc	2009->	LX3108			KL741	
CG Titan	150 cc	2004->	LX3108				
City	1.5 16V SOHC i-VTEC	07.2009->	LX2693 / LX4370		OC196	KL582	LA607 / LA168/S
Civic	1.6 Vtec	01.1997->10.2002	LX1049		OC205	KL140	LA82
Civic	1.8i Vtec R18A2	01.2006->	LX1645		OC196	KL635	LA344 / LAK344
Civic	2.0i Vtec Type R K20Z4	04.2007->	LX1645		OC196		LA344 / LA1171 / LAK344
Civic	1.6i Vtec D16Y2 / D16Y6	09.1994->04.2001			OC205	KL185	LA82
Civic EX / LX	1.7	2001->	LX1689		OC196		LA122/S
Civic Sedan	1.6i D16Y7	11.1995->04.2001	LX1266		OC205	KL185	LA82
Civic Sedan	1.5i (MA9) D15Z3	09.1994->01.1997			OC205	KL185	LA82
Civic Sedan	1.5i / LSi / Vei				OC205		LA82

(*) Filtros en desarrollo

APLICACIÓN / APPLICATION	MOTOR / ENGINE	AÑO / YEAR	 1°	 2°			OTROS / OTHERS
HONDA							
Civic	1.5 motor D15B7 / D15B2	1991->2001					KL185*
Civic	1.6 motor B16A2 / D16B2 / D16Y8	1991->2001	LX1049 / LX1266		OC196		KL185*
CR-V	2.0 16v	01.1997->10.2002	LX1049		OC196 / OC205		KL185 LA82 / LA1171
CR-V	2.4L (Motor K24Z7)		LX1768				LA1171
CRF 250L					OX793		
CRF 450					OX793		
Fit	1.4 16V CVT	08.2003->	LX1993		OC196 / OC205		KL582 LA155 / LA168/S
Fit	1.4 16v VTEC-i	01.2009->	LX2693		OC196 / OC205		LA607 / LA168/S
Fit	1.5 16v VTEC	06.2005->	LX4370		OC196		KL582 LA668 / LA168/S
Fit	1.5 16v VTEC-i	01.2009->	LX2693		OC196		LA607 / LA168/S
Foreman / TRX400FW Fourtrax	400 cc	1995->2003			OX410D		
HR-V	1.6 16V D16W5	1999->	LX1049		OC205		KL185 LA168/S
HR-V	HR-V LX MT 1.8 (Motor R18A1)		LX4372				
Jazz III	1.2 / 1.4 I		LX2693				
Motos (Diversas)	400 c.c ->	1969->			OC1019		
NT650 Hawk GT	650 cc	1988->1991			OX410D		
NX350 Sahara	350 cc	1990->1999			OX410D		
NX4 Falcon	400 cc	1999->			OX410D		
NXR 125 Bros ES/KS	125 cc	2003->2005	LX3109				
NXR 150 Bros ES/ESD/KS	125 cc	2003->	LX3109				
Odyssey EX	2.2i 16V	04.1996->			OC196 / OC205		KL185
POP 100 OHC	100 cc	2007->	LX3109				
Prelude	2.2 16V H22A5	10.1996->10.2000			OC205		KL185
Prelude	2.2i 16V Vtec H22A2	02.1993->09.1996			OC196 / OC205		KL140
Prelude	2.3i 16V H23A2	02.1992->09.1996			OC196 / OC205		KL140
TRX350 Fourtrax FM/TM Quadriciclo	350 cc	2004->			OX410D		
TRX400EX Fourtrax	400 cc	1999->			OX410D		
TRX400EX Sportrax	400 cc	2000->2003			OX410D		
TRX450 Fourtrax / Foreman S/ES	450 cc	1998->2002			OX410D		
TRX 500					OX791		
XL250R	250 cc	1984->1987			OX410D		
XL350R	350 cc	1984->1990			OX410D		
XLX250R	250 cc	1995->			OX410D		
XLX350R	350 cc	1990->1991			OX410D		
XR 250 Tornado	250 cc	2001->	LX3107		OX410D		
XR250 Tornado	250 cc	2001->	LX3107		OX410D		
XR250L	250 cc	1991->1996			OX410D		
XR350	350 cc	1995->			OX410D		
XR400R	400 cc	1996->2002			OX410D		
XR600R	600 cc	1985->1998			OX410D		
XR650L	650 cc	1993->2003			OX410D		
XR650R	650 cc	2000->2003			OX410D		
HUSQVARNA							
TC250					OX805		
TC450					OX805		

APLICACIÓN / APPLICATION

MOTOR / ENGINE

AÑO / YEAR



1°

2°



OTROS / OTHERS

HYSTER

Serie H - 10.00 XL								
Serie H - 150FS, 150H, 200ES, 275H								
Serie H - 300 XL	Perkins 6 cilindros							
Serie H - 40H	Perkins							
Serie S - 40ES, 60ES	Perkins							

HYUNDAI

Atos	1.0 G4HC	05.1998->11.2009						
Coupé / Tiburon	2.0i G4GF	08.1996->03.2002	LX790					
Elantra Wagon	1.8i G4GB	01.1995->	LX790					
Elantra Wagon GLS - STW	1.6i	01.1995->	LX790					
Elantra (13')	1.8 16v	08.2013	LX790					
Galloper	2.5 Diesel / TD / TD Intercooler EXD LWB	01.1997->						KC46
Galloper	2.5 Diesel / TD / TD Intercooler EXD SWB	01.1996->						KC46
Galloper	2.5 Diesel / TD / TD Intercooler WL LWB	01.1997->						KC46
Galloper	2.5 Tdi	01.1998->						KC46
Galloper	2.5D							KC46
Galloper	2.8 TD	01.1997->	LX673					KC46
H1	2.5 TD 8V	12.1998->						KC46
H100	2.5D	03.1995->07.2003	LX1064					KC46
H65	3.3 TDI Truck	12.1999->						KC46
H-Serie (Hyundai Construction)								KC46
HD 78	3.9 D4DD	01.2009	LX3779					
HR	2.5 8V Tci D4BH	2006->						OC1224*
HR	2.5 16V Euro V CRDi	2014->						OC1224*
I30	2.0L 16v	07.2009->						LA648
IX35	2.0 CRDi	01.2010->						OX377
Matrix	1.5 CRDi							KC101
Minibus County	3.3 TDI	12.1999->						KC46
Porter		01.1997->						KC46
Santa Fé	2.0 CRDi		LX2832					
Santa Fé	2.0 CRDi	12.2010->08.2012	LX2956*					OX377
Santa Fé	2.2 CRDi	03.2006->12.2009	LX2832					KC101
Santa Fé	2.2 CRDi	01.2009->08.2012	LX2956*					KC101/1*
Santa Fé	2.7L V6	03.2006->12.2009						LA343
Sonata	2.0 CRDi							KC101
Sonata	3.3L V6	06.2005->						OX773D
Terracan	2.9 CRDi (HP)	09.2001->05.2004						KL446
Tucson 4x4 (16')	2.0 16V	2016->						OC1254*
Veracruz	3.8 V6 G6DA	05.2009->08.2011						OX351D ECO / OX351D

INTERNATIONAL

9400	Cummins NT-855							
9800	6x4 Plus Diesel Cummins N14-370E							
Serie DT - DT 360	International							WFC21
Serie DTA - DTA 360								WFC21
Turbo	DTA-466 Turbo	03.1998->03.2000						WFC1

(*) Filtros en desarrollo

APLICACIÓN / APPLICATION

MOTOR / ENGINE

AÑO / YEAR



1°

2°







OTROS / OTHERS

ISUZU





Amigo	3.2 V6 4x4		LX1077			KC5		
Kenzu	3.1 TD 4JG2T		LX874			KC5		
NKR	2.8 Diesel 4BA1					KC5		
NPR	4.3 D 4HF1	01.1986->12.1998				KC5		
NPR-3R	4.8 TD 4HE1T	01.2000->				KC5		
Pick Up	2.4 D	12.1989->11.1991	LX1077			KC5		
Pick Up	2.5 D 4JA1	01.1991->	LX1077		OX785 / OC1009	KC5		
Pick Up	3.1 TD 4JG2T	12.1992->07.1997	LX874			KC46		
Pick Up	3.1 Tdi 4JG2TC	08.1996->04.2004	LX874					
Rodeo	3.2	01.2000->			OC196	KL60		
Space	2.8 Td 4JB1T	12.1996->11.2000	LX1077					
Trooper II	3.1 Tdi 4JG2	08.1996->04.2004	LX874			KC5		
Trooper/Wagon	2.8 Td 4JB1T	02.1982->12.1991			OX785 / OC1009	KC5		
Trooper/Wagon	3.0 Tdi 4JG2T	10.2000->06.2002	LX874			KC5		
Trooper/Wagon	3.1 D 4JG2/4JG2T	12.1992->07.2001	LX874			KC5		
WFR-Serie			LX912		OX785 / OC1009			





IVECO

120 8360		01.1979->12.1986	LX265			KC18		
130 Omnibus			LX265			KC18		
150 Serie 150 E			LX227	LXS42/1	OC248	KC18		HX15
150 Serie 150 E 20 N - T		05.1994->03.2001	LX227	LXS42/1	OC35	KC4		
150 Serie 150 N - T - NC			LX265			KC24		HX15
160 Serie 160 E			LX227	LXS42/1	OC248	KC18		HX15
160 Serie 160 E 23 N - T		05.1994->03.2001	LX227	LXS42/1	OC35	KC4		
190 Serie 190 29 N - T			LX273 / LX273/2		OC35	KC4		
190 Serie 190 33 Turbo N		01.1992->	LX273 / LX273/2		OC267	KC4		
319 NA					OC35	KC4		
341 A1					OC35	KC4		
450 E 32T (Cavallino)	Cursor 8 24 V 7.8 D		LX1070 / LX1070/1	LXS261				
450 E 33T	Cursor 8 - Turbo Intercooler	10.2009->	LX1070 / LX1070/1	LXS261	OC502	KC186 / KC188		AL12
619 Serie 619 N - N1 - T1		->01.1973				KC4		OX5D
619 Serie 619 N - N1 - T1		01.1973->			OC35	KC4		
697 Serie 697 N - T		->01.1973			OX5D	KC4		
697 Serie 697 N - T		01.1973->			OC35	KC4		
Cart.Segur. 150 E / 160 E / Eurocargo I / Eurocargo II				LXS42/1				
Cart.Segur. Eurocargo II / 180 / 450 (01/06->)				LXS261				
CURSORS		2013						LA170
Daily Chasis / Furgon 35-10 V Turbo	8140.23	05.1996->08.1999	LX610		OC248	KC18 / KC166	LA123	HX15
Daily Chasis / Furgon 35-10 V Turbo	8140.43	05.1996->08.1999	LX610		OC248	KC18	LA123	HX15
Daily Chasis / Furgon 35-10 V Turbo	8140.47R	05.1996->08.1999	LX610		OC248	KC18		HX15
Daily Chasis / Furgon 35-13	2.8 Td 8140.43S	09.2000->	LX2532		OC248		LA123	HX15
Daily Chasis / Furgon 35C14 (3.0 HPI EEV)	F1CE3481LC	09.2009->	LX3986		OC613			
Daily IV	3.0L FPT F1C						LA439	
Daily Chasis / Furgon 35S14	F1C (3.0 16V TB-IC Electrónico)				OC613	KC182		
Daily Chasis / Furgon 40- 8	8140.07.2700	07.1989->04.1996			OC248	KX23		
Daily Chasis / Furgon 40-12 Turbo	8140.43	05.1996->08.1999	LX610		OC248	KC18		HX15
Daily Chasis / Furgon 40-18 Turbo					OC248	KX23		
Daily Chasis / Furgon 49-10 Turbo	8140.23	05.1996->08.1999	LX275 / LX610		OC248	KC18 / KC166		
Daily Chasis / Furgon 49-10 Turbo	8140.47.2790	10.1993->04.1996	LX610		OC248	KC18	LA123	HX15
Daily Chasis / Furgon 49-12 Turbo	8140.43	05.1996->08.1999	LX610		OC248	KC18	LA123	HX15

APLICACIÓN / APPLICATION	MOTOR / ENGINE	AÑO / YEAR					OTROS / OTHERS
			1°	2°			
Daily Chasis / Furgon 50C16	F1C (3.0 16V TB-IC Electrónico)	01.2008->	LX2532			KC214 / KC182	HX15
DAILY 3.0L	F1C	2006->			OC570	KX399D ECO*	
Daily Chasis / Furgon 55C16 - 3.0 CRDi	F1C	08.2008->	LX2532			KC214	
Daily Chasis / Furgon 59-12 Turbo	2.8 Directa Turbo	04.2003->	LX2532		OC248		
Daily Chasis / Furgon 59-12 Turbo	8140.43	05.1996->08.1999	LX2532		OC248		
Daily Chasis / Furgon 70-12 Turbo	8140.43	01.2003->	LX610		OC248	KC18	HX15
Eurocargo 120 E 15	8060.25R.4280	12.1991->04.2001	LX227	LXS42/1	OC248	KC18 / KC186	AL12 / HX15
Eurocargo 120 E 15		01.1997->	LX227	LXS42/1	OC248	KC18 / KC186	AL12 / HX15
Eurocargo 120 E 18		01.1997->	LX227	LX1072	OC248	KC18 / KC186	AL12 / HX15
Eurocargo 130 E 18		01.1997->	LX227	LX1072	OC248	KC18 / KC186	AL12 / HX15
Eurocargo 140 E 18		01.1997->	LX227	LXS42/1	OC248	KC18 / KC186	AL12 / HX15
Eurocargo 150 E 18	8060.25V.4080TC	09.1991->04.2001	LX562		OC248	KC18 / KC186	AL12 / HX15
Eurocargo 150 E 20	Turbo	01.1997->	LX227	LXS42/1	OC248	KC18 / KC186	AL12 / HX15
Eurocargo 160 E 21	8060-45V Turbocooler	01.1998->	LX227	LXS42/1	OC248	KC126/1 / KC186	AL12 / HX15
Eurocargo 160 E 23	Turbo Intercooler	01.1997->	LX227	LXS42/1	OC248	KC18 / KC186	AL12 / HX15
Eurocargo 160 E 24			LX227	LXS42/1	OC248	KC113 / KC186	AL12 / HX15
Eurocargo 170 E 21	MWM 6.07 TCA	01.2004->	LX227	LXS42/1	OC248		HX15
Eurocargo 170 E 21 / 170 E 21 T	MWM TCA 6.0	01.2004->				KC444	
Eurocargo 170 E 22	Tector 6	01.2004->	LX227	LXS42/1	OC502	KC186 / KC188	AL12 / HX15
Eurocargo 170 E 22	F4AE0681D	01/2004->05/2006				KC440	
EUROCARGO II			LC3				
EUROTECH MP/MH/MT			LC3				
EUROTRAKKER			LC3				
Eurocargo 180 / 450 E 32 Cavallino	Cursor 8 (F2BE0681G)	03.2006->	LX1070 / LX1070/1	LXS261	OC474		AL12
230E22 TECTOR	F4AE0681D	01/2005->05/2006				KC440	
Eurocargo 230 E 22	Tector F4AE0681D	01.2006->	LX1070 / LX1070/1		OC502	KC188	AL12 / HX15
230E24 TECTOR	F4AE0681D	01/2005->05/2006				KC440	
Eurocargo 320 E 18			LX227	LXS42/1	OC248	KC18 / KC186	HX15
Eurocargo 90 E 14	4.0 TDI				OC248	KC18 / KC186	AL12 / HX15
Eurocargo 90 E 21	4.0 TDI			LX1072	OC248	KC18 / KC186	AL12 / HX15
EuroMover 250 / 270 / 310	Cursor 8	04.2005->	LX2082/1		OC474	KC186 / KC187	AL12 / HX15
Eurotech 180 E 24	Cursor E0618D	04.1998->10.2002	LX273 / LX273/2	LXS44/1	OC474	KC186 / KC187	LA432 AL12 / HX15
Eurotech 190 E 31	Cursor E0618D	04.1998->10.2002	LX273 / LX273/2	LXS44/1	OC474	KC186 / KC187	LA432 AL12 / HX15
Eurotech 450 E 37	HE Intercooler		LX273 / LX273/2	LXS44/1	OC267	KC186 / KC6D	AL12 / HX15
Eurotech 450 E 37HT	8210-42KATurboc.	01.1999->	LX273 / LX273/2	LXS44/1	OC267	KC126/1 / KC6D	AL12 / HX15
Eurotech Cursor 8	7.8 D 24V VGT-EDC		LX273 / LX273/2	LXS44/1	OC474	KC186 / KC187	AL12 / HX15
Eurotrækker 190 E 38	Cursor 13	01.2001->11.2004			OC474	KC186 / KC171	LA198 AL12 / HX15
Eurotrækker 190 E 44	Cursor 13	09.2000->11.2004			OC474	KC186 / KC171	LA198 AL12 / HX15
Eurotrækker 200 E 41H	8210.42 KA 875		LX273 / LX273/2	LXS44/1	OC267	KC186 / KC6D	AL12 / HX15
Eurotrækker 340 E 38	Cursor 13	01.2001->11.2004			OC474	KC186 / KC171	LA198 AL12 / HX15
Eurotrækker 340 E 44	Cursor 13	01.2001->11.2004			OC474	KC186	AL12 / HX15

(*) Filtros en desarrollo

APLICACIÓN / APPLICATION	MOTOR / ENGINE	AÑO / YEAR						OTROS / OTHERS
			1°	2°				
IVECO								
Eurotrakker 380 E 37	8210.42K (TCA)	01.1993->05.2001	LX273 / LX273/2	LXS44/1	OC267	KC186 / KC6D		AL12 / HX15
Eurotrakker 380 E 38	Cursor 13	01.2001->11.2004			OC474	KC186 / KC171		AL12 / HX15
Eurotrakker 380 E 44	Cursor 13	01.2001->11.2004			OC474	KC186 / KC171		AL12 / HX15
Eurotrakker 380 T 38	F3BE0681G - Cursor 13	06.2007->				KC125/1		AL12 / HX15
Eurotrakker 410 E 38	Cursor 13	01.2001->11.2004			OC474	KC186 / KC171		AL12 / HX15
Eurotrakker 410 E 44	Cursor 13	01.2001->11.2004			OC474	KC186 / KC171		AL12 / HX15
Eurotrakker 450 E 37HT Turbocooler	IVECO 8210-42K 13.8	01.1999->	LX273 / LX273/2	LXS44/1	OC267	KC126/1 / KC6D		AL12 / HX15
Eurotrakker 450 E 41	8210.42 KA 875		LX273 / LX273/2		OC267	KC186 / KC6D		AL12 / HX15
Eurotrakker MP 380 E 370H		01.1993->05.2001	LX273 / LX273/2		OC267	KC186 / KC6D		AL12 / HX15
Filtro de Adblue 42553548								UX1D
Filtro de Adblue 42555073 / 42561605								UX2D
Stralis 190S30/ 190S35/ 260S30/ 260S35		04.2004->				KC217 / KC416		
Stralis 190S33/ 260S33/ 440S33		12.2006->				KC217 / KC416		
Stralis 190S36/ 260S36		07.2007->				KC217 / KC416		
Stralis 260S31/ 440S35/ 440S36		06.2003->				KC217 / KC416		
Stralis 310	Cursor 8 310 cv	01.2005->	LX2082/1		OC474	KC186 / KC214 / KC187 / KC416		AL12 / HX15
Stralis 420 (570 S 42T / 740 S 42T)	F3BE0681V - Cursor 13	01.2006->	LX2082/1		OC474	KC125/1 / KC186 / KC214 / KC446 / KC416		AL12 / HX15
Stralis 450 E 38	Cursor 13 370 cv	01.2005->	LX626		OC474	KC171 / KC126/1 / KC416	LA198	AL12 / HX15
Stralis 450 S 38T/P	F3BE0681G - Cursor 13	11.2007->	LX2082/1			KC125/1 / KC416	LA198	AL12 / HX15
STRALIS 450S33T	(Cursor 13)				OX1052D			
STRALIS 460S36T	(Cursor 13)				OX1052D			
STRALIS 500S33T	(Cursor 13)				OX1052D			
STRALIS 500S36T	(Cursor 13)				OX1052D			
Stralis 490 NR	Cursor 13	01.2010->	LX2082/1		OC474	KC171 / KC125/1 / KC416		AL12 / HX15
Stralis 490 S 38T	F3BE0681G - Cursor 13	06.2007->	LX2082/1			KC125/1 / KC416		AL12 / HX15
Stralis 490 S 42T	F3BE0681V - Cursor 13	06.2007->	LX2082/1			KC125/1 / KC416		AL12 / HX15
Stralis 570 NR	Cursor 13	01.2010->			OC474	KC171 / KC125/1 / KC416		AL12 / HX15
Stralis 570 S 38T	F3BE0681G - Cursor 13	01.2006->	LX2082/1		OC474	KC125/1 / KC186 / KC214 / KC416		AL12 / HX15
Stralis 570 S 42T	F3BE0681V - Cursor 13	06.2007->	LX2082/1		OC474	KC125/1 / KC416		AL12 / HX15
Stralis 740 NR	Cursor 13	01.2010->	LX2082/1		OC474	KC171 / KC125/1 / KC416		AL12 / HX15
STRALIS		2008					LA170	
Stralis Ecoline	Motor FPT Cursor 13 EURO V	2012->			OX1169D*			
Tector 170 E 25	Tector 6 cilindros	01.2009->	LX1070 / LX1070/1	LXS261	OC502	KC186 / KC188		AL12
Tector 170 E 25T	Tector 6 cilindros	01.2009->	LX1070 / LX1070/1	LXS261	OC502	KC186 / KC188		AL12
Tector 240 E 25	Tector 6 cilindros	01.2009->	LX1070 / LX1070/1	LXS261	OC502	KC186 / KC188		AL12
Tector 260 E 25	Tector 6 cilindros	01.2009->	LX1070 / LX1070/1	LXS261	OC502	KC186 / KC188		AL12
Trakker 180T27/ 190T27/ 340T35/ 400T35		06.2005->				KC217		
Trakker 190T31/ 190T35/ 190T36/ 260T31/ 260T35/ 260T36/ 400T36		10.2004->				KC217		
Trakker 190T33/ 260T33/ 340T36/ 410T35/ 410T36		03.2006->				KC217		

APLICACIÓN / APPLICATION	MOTOR / ENGINE	AÑO / YEAR	 1°	 2°			OTROS / OTHERS
IVECO							
Trakker 360	Cursor 8	04.2006->			OC474	KC187	
Trakker 380	Cursor 13	09.2004->			OC474	KC171	
Trakker 380 T 38	F3BE0681G - Cursor 13	01.2006->	LX2082/1		OC474	KC186 / KC446	AL12 / HX15
Trakker 420	F3BE0681V - Cursor 13	01.2006->	LX2082/1		OC474	KC186 / KC446	AL12 / HX15
Trakker 720 T 42	Cursor 13	01.2006->	LX2082/1		OC474	KC186 / KC446	AL12 / HX15
JAGUAR							
X-Type	2.0 D FMBA/B	08.2005->02.2010			OX784D		
X-Type	2.2 D QJBA	01.2007->02.2010			OX784D		
JCB							
Serie 900 - 926	Perkins 4.236				OC42/1		
Serie 900 - 930	Perkins				OC42/1		
Serie 900 - 940					OC42/1		
Serie RTFL - 930					OC42/1		
JEEP-IKA							
Rambler	(4 cil.) Continental				OX214D	KL63	
JEEP							
Cherokee	2.1 Td J8S-814	05.1984->07.1995	LX147				
Cherokee	2.5 Td	01.1993->12.1997	LX577		OC133		
Cherokee	2.5 Td 425 CLIRS	10.1997->08.2001	LX147		OC236		
Cherokee	4.0 V8	01.1993->	LX1272		OC261		
Cherokee	5.2 V8	01.1993->	LX1272		OC261		
Compass	2.4 16V	09.2006->					LA569
Grand Cherokee	3.1 Tdi VM Diesel	07.1997->04.1999	LX1272				
Grand Cherokee	4.0 ERH	02.1991->10.2001	LX1272		OC236 / OC261		
Grand Cherokee	4.0 ERH	12.1999->04.2005	LX1272		OC261 / OC236		
Grand Cherokee	4.7 V8	01.2000->04.2005	LX1272		OC236		
Grand Cherokee	4.7 V8	06.2005 05.2011	LX1662				
Grand Cherokee	5.2L V8 ELF / ELO	07.1993->04.1998	LX1272		OC261 / OC236		
Grand Cherokee	6.1 V8 HEMI - SRT8	03.2006->			OC236		
Grand Cherokee III	3.0 CRD V6 OM 642	06.2005->12.2010			OX380D	KL228/2D	
RENEGADE	2.0L Turbo				OX779D	KX398	
RENEGADE	1.8 16V - (Sport / Longitude) - Nafta - Automático / Mecánico E-Torq		LX4365				
Patriot	2.4 16V	10.2007->			OC614		LA569
Wrangler	4.0 YJ	01.1993->			OC261		

(*) Filtros en desarrollo

APLICACIÓN / APPLICATION

MOTOR / ENGINE

AÑO / YEAR



1°



2°



OTROS / OTHERS

JOHN DEERE





10-Serie								
300-Serie - 320 / 325	Kawasaki							
5730/ 6810/ 6910/ 862/ 8760/ 8850/ 8960/ 5820/ 5830 - Cummins/Fleetguard LF777								
600-700-800-900 Serie								HX57D
6810	Cummins NTA 855							KC192
6910								KC192
700 Serie - 744E								OC1176
5000-SERIE / 3000-SERIE	Motor 4045 T							LXS258*
8000 Serie - 8770	JD 10L							OC1176
8000 Serie - 8870	JD 10.1L - 350 HP	1993->1996						OC1176
8000 Serie - 8960 (->1814), 8960 (1815->)	Cummins NT-855							KC454 / KC508D
8000 Serie - 8960 (->1814), 8960 (1815->)	Cummins NT-855 14its							KC454 / KC508D
8000 Serie - 8970	John Deere							KC454 / KC508D
Hidraulico AL77061/ Case X724693/ Donaldson P164381								HC103

KAWASAKI

KLV 1000								
								OC574

KIA

Besta	2.2 Diesel	01.1997->	LX1097	OC239 / OC274	KC46 / KC132		
Besta	2.7 Diesel	1995->1996	LX1068	OC239 / OC274	KC46 / KC132		
Besta	2.7 Diesel	01.1997->	LX1094	OC239 / OC274	KC46 / KC132		
Besta	3.0 Diesel	1999->	LX1094	OC274	KC46 / KC132		
Besta	Diesel		LX1097	OC195 / OC239	KC46		
Bongo	K2500 2.5 8V	2007->	LX2689*	OC1224*	KC46		
Bongo	(K2700) 2.7 8V	1997->2011	LX3486	OC1224*			
Carens	1.8 16V TBD	07.2002->09.2006		OC195			
Carens II	2.0 CRDI	10.2006->			KC101		
Carnival	2.9 16V Tdi			OC274	KC132		
Carnival	3.8 V6 24V	2006->		OX773D		LA298	
Carnival III	2.2 CRDI	01.2010->		OX377			
Carnival	2.2 Crdi CVT	2016->		OX377D ECO*			
Cerato	1.6 16V	2007->				LA298	
Ceres 4x2; 4x4					KC46 / KC132		
Clarus	2.0i 16V FE	07.1996->10.2001		OC195			
K 2700	2.7	01.2006->	LX3486				
Magentis	2.0L 16v	02.2006->12.2008				LA343	
Magentis	2.0 CRDI				KC101		
Mohave	3.8 V6	2009->				LA298	
Picanto	1.1 G4HG	04.2004->05.2011		OC195		LA649	
Pregio/Minibus/Furgón	2.7 D	06.1996->04.2004			KC132		
Pride	1.1i 8V	01.1998->		OC195			
Rio	1.4 16v						
Sephia	1.5i 16V GTX B5	07.1993->10.2000		OC195			
Sorento II	2.0 CRDi		LX2832				
Sorento II	2.0 CRDI	11.2010->		OX377			
Sorento II	2.2 CRDi	11.2009->	LX2956*		KC101 / KC101/1*		
Sorento	2.5 CRDi D4CB	07.2002->12.2006		OC1224*	KC130	LA343	
Sorento	2.5L	01.2004->12.2005		OC1224*		LA343	
Sorento	2.5 CRDI Motor D4CB	2006->2010		KC101/1*			
Sorento	3.5L V6 24v 6G74	06.2002->06.2006		OC196		LA343	
Sorento	3.8 V6 G6DB	07.2006->07.2010		OX773D		LA301	

APLICACIÓN / APPLICATION	MOTOR / ENGINE	AÑO / YEAR	 1°	 2°			OTROS / OTHERS
KIA							
Sorento		2010->					LA298
Soul	1.6L / 2.0L	2009->	LX2739				LA531
Sportage 4x4 (16')	2.0 16V AT	2016->			OC1254*		
Sportage	2.0i 16V FE	04.1994->02.2005			OC194	KC132	
Sportage	2.2 D				OC195 / OC239	KC132	
Sportage DLX	2.2 D	01.1997->	LX1097		OC194	KC46	
Sportage II	2.0 CRDi D4EA	03.2005->07.2010	LX1785				LA301
Sportage II	2.0 CRDi	07.2010->			OX377		
Sportage II	2.0i G4GC	12.2004->07.2010	LX1785		OC205		LA301
KOMATSU							
D122							HC81
D55 S-3, D60A-3, D60A-6, D60S, D65A, D65E	Cummins				OX198D/ OX218D	KX92 / KX92D	
FG (Autoelevador) - 45-4, 45, 45-Z Nissan P40					OC33		
PC 300 LC-7	SAA6D114E				OC1176		
Serie D - 150/155 A-1 (Série 24 805) - Cummins/Fleetguard LF670	S6D155				OC531		
Serie D - 155A-1 (10289-14999), 155A-1 (15000->), 355A, 355A (1632-2899)	S6D155-4						WFC21
Serie D - 355A-1, D 355A-1	S6D155						WFC21
Serie D - 50A/P-15	4D120						WFC21
Serie D - 53P-16	4D130						WFC21
Serie D - 95S-1	S4D155-4						WFC21
Serie GD - 31RC-3A	4D130						WFC21
Serie GD - 500R-1, 505R-2	SYD130-1, S6D105-1						WFC21
Serie H - H 241	Cummins KTA-D19893067						WFC21
Serie JH - 65 CV / 65 VC	Cummins V-504					KC508D	
Serie W - 120-2 / 120-3	SA6D110						WFC21
Serie W - 180-1	Cummins NT855					KC8	WFC21
Serie W - 60 / 60-1, 70 / 70-1, 70-2	6B155, 6D105						WFC21
Serie W - 90-2 / 90-3	S6D105-1						WFC21
Serie WA - 60, 70-1	6D105, 6B155						WFC21
Serie WA - 320-1 LC	Cummins				OC1176	KC191	
Serie WS - 16S-1, 16S-2	Cummins NTA 855B						WFC21
Serie WS - 16S-2	Cummins NTO6-C1						WFC21
KTM							
1050 ADVENTURE		2013->	LX925/1*				
1190 ADVENTURE		2013->	LX925/1*				
1290 SUPER ADVENTURE		2013->	LX925/1*				
701 ENDURO		2008->	LX1919*				
701 SUPERMOTO		2008->	LX1919*				
690 ENDURO		2008->	LX1919*				
400 EXC RACING					OX115		
450					OX806D		
525 EXC RACING					OX806D		
640 DUKE II					OX115		
525 SMR					OX115		
950 ADVENTURE					OX807		
C 650 Sport		2011->	LX3013*				
C650GT		2011->	LX3013*				
DUKE 200					OX115		
DUKE 390					OX115		
DUKE 690		2007->	LX1829*				
EXC 250 F					OX1092		
EXC 350 F					OX1092		
250 SXF					OX439D		

(*) Filtros en desarrollo

APLICACIÓN / APPLICATION

MOTOR / ENGINE

AÑO / YEAR



1°

2°



OTROS / OTHERS

KYMCO

DOWNTOWN 300				OX1093		
--------------	--	--	--	---------------	--	--

LADA

1100-1200-1300-1500-1600		01.1993->11.2000		OC133		
Niva 21214	1.7i (21214) 2121	01.1993->11.2000		OC133		
Niva 21215	1.9D XUD-9A	10.1993->07.1999		OC99 / OC993	KX23	
Samara 4p (2108)	1.5 BA3 2111	04.1992->03.1995		OC133	KL2 / KL222	
Samara 5p (2108)	1.3 BA3 21115	10.1993->04.1999		OC133	KL2 / KL222	
Tavria	1100		LX157			

LAND ROVER

Defender 110 Wagon	2.5 Td5 10P	05.1999->09.2004	LX886	OC261	KC18	
Defender 110 Wagon	2.5 Td5 10P	06.1998->02.2006	LX886	OC261	KC18	
Defender 110 Wagon	2.5 Tdi	03.2005->	LX886	OC261 / OC67	KC18	
Defender 110	2.5 Tdi	09.1995->06.2000	LX886	OC261 / OC67	KC18	
Defender 90	2.5 Tdi	04.1995->08.2005	LX886	OC261 / OC67	KC18	
Discovery	2.5 Td5	03.1999->11.2003	LX821	OC261	KC18	
Discovery	4.0 V8 36D	04.2001->07.2002		OC261		
Discovery	2.5 Td5	12.2003->11.2007	LX821	OC261	KC18	
Discovery 300 Tdi	2.5 Tdi	06.1992->10.1996	LX821	OC261	KC18	
Discovery 200 Tdi	2.5 Tdi	06.1996->09.1999	LX821	OC261	KC18	
Discovery	4.0 V8 36D	03.1997->08.1999		OC261		
Discovery	3.5 V8	01.1990->03.1993		OC261	KL2	
Discovery	2.7 motor 276DT		LX1764			
Freelander	1.8 18K16	03.2001->09.2002	LX719		KL158	
Freelander	1.8 K18	01.1998->09.2000	LX719	OC237/1	KL158	
Freelander	2.- K20	01.1998->09.2000	LX719	OC312		
Freelander	2.0 Td 20T	01.1997->06.2001	LX719		KL41	
Freelander I (L314)	2.0 TD4 (L314.II) BMW M47D20	11.2000->10.2006	LX823	OX153/D2	KL232	
Range Rover	4.2 V8	01.2007->	LX1460	OC26 / OC261		
Range Rover II	2.5 TD	07.1994->04.2002		OX96D	KC18	
Range Rover II	4.0 V8	10.1994->		OC67	KL2	
Range Rover Vogue	3.5 EFI	02-1985->		OC261	KL2	
Range Rover	2.5 TD	01.1988->11.1991			KC18	
Range Rover	2.5 Tdi 256T	11.1996->08.2001		OC261		
Range Rover	4.0 V8 58D	02.1985->05.2000		OC261 / OC67	KL2	
Range Rover	4.6 60D	11.1996->01.2003		OC261	KL158	
Range Rover III (L322) 3.0 Td6 / TDV6 (LM / L322)	M57 D30	03.2002->12.2006	LX818		KL160/1	
Rover 75 / Rover 75 Tourer	2.0 CDT M47R	04.1999->05.2005	LX823	OX153/D2		

LEXUS

GS350	3.5 2GR-FSE	04.2013				LA655
GS450	4.5 1UR-FSE	04.2013				LA655

LIEBHERR

LTM 1060/2 - D9408TI / 1070/1 / 1160/1			LX2620 / LX273 / LX273/2		KC20	
R 308 / A 308	Deutz BF4M 1011F	03.1996->05.2003	LX275	OX155D	KC20 / KX363	
RA 914/ 924/ 934/ 944				OC60	KC20	
R/A 900 - R944	Liebherr D 926T-E	1998->			KC454	
R/A 900 - 984 Litronic				OC1176	KC508D	HC62

APLICACIÓN / APPLICATION

MOTOR / ENGINE

AÑO / YEAR



1°



2°



OTROS / OTHERS

LINDE

Serie H - 20 / 25	VW Diesel									HC62
Serie H - 20 / 25 / 30	Deutz F3/4L 912									HC62
Serie H - 20 / 25 / 30	Deutz F3L 913G									HC62
Serie H - 25 / 30	Deutz F3L									HC62
Serie SL - 10	Perkins 6.354									OC42/1
Serie SL - 13	Perkins 6.354									OC42/1

MAN

18.320										KX332
18.400										KX332
Serie TGX 28.440		2013 -->								LA1257
Serie TGX 29.440		2013 -->								LA1257
Serie TGX 33.440		2013 -->								LA1257
Filtro de Adblue 81154036015 / 81154036089										UX1D

MANITOU

MI Serie - 205, 235, 240, 250 GPL, 255, 255 GPL, 305, 305 GPL, 355, 405, 455, 50 C, 60 C, 70C, 80C, 90C, 100C											HC62
---	--	--	--	--	--	--	--	--	--	--	------

MASSEY FERGUSON

5650	Cummins 6BT5.9	2002->	LX1801	LXS219							HC82
1499 - 283 - 360 - 370 -380 - 390 - 4800 -6500											KX24
297 Sincro 4x2/ 4x4	Perkins 1006.6 Quadram		LX1314	LXS251							
Cart.Segur. Massey Ferguson	Cummins 6BT5.9	01.2002->		LXS219							
Cart.Segur. Tractor 297	Perkins 1006.6			LXS251							
MF 4200 / MF 4200 / MF 5400 / MF 6200 / MF 6400				LXS258*							
Serie 1000 - 1215, 1340, 1360, 1615			LX265	LXS37/2	OC308						
Serie 1000 - 1215, 1340 S-2/54 Turbo, 1360 S-4 Turbo, 1615, 1640, 1650, 1660, 1670, 1680, 1690					OC42/1						
Serie 1000 - 1465, 1475, 1485, 1690 Turbo Intercooler					OC1123						
Serie 1000 - 1640 / 1650 / 1660 / 1670 / 1680 / 1690			LX227	LXS42/1	OC308						
Serie 250 - 250, 255		-->1981			OC1123						
Serie 260 - 265			LX200	LXS40/1	OC1123	KX23					HC82
Serie 270 - 275 4x2, 4x4	4.1 Perkins P 4000		LX1687/1	LXS259		KX23					HC82
Serie 290	4.1 Perkins PK 4000		LX1673			KX24					HC82
Serie 32	Valtra/Sisu 620DS	04.2004->	LX1801	LXS219							
Serie 30 - 34 Colheitadeira	Cummins 6CTA 8.3		LX2619		OC304 / OC1176	KC107 / KC455					HC62 / WFC21
Serie 30 - 34 Colheitadeira	Cummins 6CT8.3C	2001->									HC62
Serie 30 - 38 Colheitadeira	Cummins 6CTA8.3C	2001->			OC1176	KC455					HC62 / WFC21
Serie 390 - 399					OC308 / OC42/1	KX23					
Serie 400 - 465, 475	Perkins 1000.6/T				OC42/1						
Serie 5100 - 5120 Turbo Intercooler	Cummins				OC1176	KC455					
Serie 5100 - 5140 S-2/59, 5160 S-2/24, 5190			LX265	LXS37/2	OC308 / OC42/1						
Serie 5600 - 5650	Perkins 6.354	1981 -->1992	LX236	LXS41/1	OC308 / OC42/1	KX23					
Serie 5600 - 5650	Perkins 6.354	1993->	LX227	LXS42/1	OC308 / OC42/1	KX23					
Serie 600 - 650, 660, 680					OC1123						
Serie 6800 - 6855	Cummins				OC1176	KC455 / KC454					
Serie 88					OX5D						

(*) Filtros en desarrollo

APLICACIÓN / APPLICATION

MOTOR / ENGINE

AÑO / YEAR



1°



2°



OTROS / OTHERS

MASSEY FERGUSON

Tractor Serie 38	Cummins	2003->	LX2620	OC304	KC107 / KC455	WFC21
Serie 9000 - 9090	Cummins			OC1176	KC455 / KC454	

MAXION

MF85	MWM D225/4	07.1976->03.1978		OC26 / OX47D	KX43 / KX35	
MF95X	Perkins 6357	02.1976->		OX200D	KX23	

MAZDA

323F	1.6 B6	01.1990->05.2000		OC195		
626	2.0 FE-EGI	05.1983->11.1995		OC195 / OC194		
626 / Rural	1.6	01.1992->03.1996		OC194 / OC195		
626 / Rural	1.8	01.1992->03.1996		OC194 / OC195		
626 / Rural	2.0	01.1992->03.1996		OC194 / OC195		
626 / Rural	2.2 FS	02.1991->10.1998		OC195		
929	1.8			OC196		
929	2.0	06.1987->07.1991		OC196		
929	2.2	10.1986->07.1987		OC196		
B 2200	2.0 TD			OC195	KC132	
B 2500 Diesel				OC274		
B 2500 DX - CS - CD 4x2; 4x4	2.5 Diesel	01.2000->		OC274		
B 2900 DX - CD 4x4	2.9 12V Diesel	03.2000->		OC275	KC83	
B-Serie (Pickup)	2.5 D	01.2000->		OC274		
B-Serie DX / CS / CD (Pickup)	2.5 Diesel	01.2000->		OC274		
B-Serie DX / CD (Pickup)	2.9 12V Diesel	03.2000->		OC275	KC83	
E 2000				OC195		
MPV	3.0i V6			OC195		
MX-5	1.8i 16V	08.1993->11.1994		OC195		
MX-6	2.0 FS	08.1992->11.2000		OC194		
MX-6	2.5 V6	08.1992->06.1998		OC194		

MERCEDES BENZ

1114	OM 1214				KX35D / KX68D	
1115	OM 904LA	05.2001->08.2007	LX1093/2	LXS263	OX161D	KX67/2D / KC126
1214	OM 364LA	02.1998->	LX236	LXS41/1	OX150D	KC119 / KX43 / KC573 / KC635*
1417	OM 904LA	05.2001->08.2007	LX1093	LXS263	OX161D	KC126 / KX67/2D
1418	OM 366A	04.1996->04.2001	LX265	LXS37/2	OX137D	KX49
1514		01.1984->	LX265	LXS37/2	OX197D	KX35D
1614	OM 366LAG	02.1997->	LX265	LXS37/2	OC303	
1633	OM 449ALA		LX271/2	LXS43/1	OX71D	KX65D / KX65D ECO
1714	OM 366A/LA		LX265	LXS37/2	OX137D	KC119 / KC122 / KX43
1722			LX265	LXS37/2	OC303	KX68D
1840	OM 402/442LA	07.1991->			OX137D	KX65D / KX65D ECO
1841	OM 541.944					LA43
1920	OM 366LA		LX265	LXS37/2	OX137D	KX68D
1940	OM 402 / 442LA	01.1991->			OX137D	KX65D / KX65D ECO
1944	OM 442LA				OX69D / OX137D	KX65D / KX65D ECO

APLICACIÓN / APPLICATION

MOTOR / ENGINE

AÑO / YEAR



1°

2°



OTROS / OTHERS

MERCEDES BENZ

APLICACIÓN / APPLICATION	MOTOR / ENGINE	AÑO / YEAR	1°	2°	3°	OTROS / OTHERS	
2418			LX265	LXS37/2	OX137D / OC303	KX43	HX15 / AL12
2425	OM 906LA Electrónico	04.2005->			OX174D	KX67/2D / KX72D1	
2428	OM 906LA	01.2004->	LX1056/1 / LX1716/1	LXS260 / LXS305	OX174D	KX67/2D / KC608	HX15
2533	OM 926LA - Electrónico	03.2006->			OX174D	KX67/2D / KX72D1	
2540	OM 402 / 442LA	11.1991->04.1998	LX273 / LX273/2		OX137D	KX65D / KX65D ECO	HX15 / AL12
3244	OM 442LA	06.1993->			OX69D / OX137D	KX65D / KX65D ECO	HX15 / AL12
3544	OM 442LA	06.1993->			OX69D / OX137D	KX65D / KX65D ECO	HX15 / AL12
100 Van, Pick Up	OM615	02.1987->05.1993	LX496		OX78D / OX78D1	KC22 / KL33	
1114 L / 114 LO / 1114 OF	OM 356.904(366)	03.1984->02.1993	LX265	LXS37/2	OX150D / OX197D	KX35D	HX15
1114 (LK,675) LN2 / LK (673.001/679.259)	OM 366.907, 914	03.1984->02.1993				KX68D	
1114 (LK,675) LN2 / LK (673.001/679.259)	OM 356.904 (366)	02.1992->12.1998				KX68D	
1115 / 1215 / 1218 / 1618 / 1622 / 1624	OM 904LA		LX1093/2	LXS263	OX161D	KX67/2D / KC126 / KC489	HX15 / AL12
1115 OF L/SB	OM 904LA	01.2000->	LX1093/2	LXS263	OX161D	KX67/2D / KC126	HX15 / AL12
1116 / 2216 / 2217	OM 352A	01.1979->	LX265	LXS37/2	OX197D	KX43/KX35	HX15
1117 D	OM 366LA / 366.962	01.2006->10.2007			OX137D		
1214 / 1218 / 1418	OM 366A/LA	01.1989->	LX1056/1 / LX1716/1	LXS260 / LXS305	OC303	KC119 / KC127	HX15 / AL12
1214 C Turboalim - Potenciado / 1214 Turbocooler	OM 364LA	01.1998->	LX910	LXS37/2	OX150D	KC122	HX15 / AL12
1214 OF		01.1984->	LX265	LXS37/2	OX197D	KX35D	HX15
1214 Turbocooler	OM 364LA		LX236	LXS41/1	OX150D / OC303	KC119 / KX43	HX15
1214R L (4x2) / 1214 R	OM 366A Turbo	10.1994->05.1999	LX265	LXS37/2	OX137D	KC122 / KC119	
1215 C	OM 904LA	01.1998->02.2005	LX1093/2	LXS263	OX161D	KC126 / KC125 / KC500D	HX15 / AL12
1215 C	OM 904LA	05.2001->08.2007	LX1093/2	LXS263	OX161D	KC126 / KC125 / KC500D	HX15 / AL12
1215 L / LK / 1419 LA / 1615 LK - L	OM 366 / 366A		LX236	LXS41/1	OX137D	KX68D / KC119	
1218 / 1218 L	OM 904L/LA - Electronico	02.1998->03.2001	LX1093/2	LXS263	OX161D	KX67/2D / KC125	HX15 / AL12
1218	OM 904 LA (Eletrónico)	01.2001->				KC500D	
1218	OM 904 LA (Eletrónico)	07.2007->				KC489*	
1218 L (6x2)	OM 366A		LX265	LXS37/1	OX137D	KX49	HX15
1218 L / LA / LAK / LK-R	OM 366A/LA	01.1989->	LX1056/1 / LX1716/1	LXS260 / LXS305	OC303	KC127 / KC122 / KC119	HX15 / AL12
1218 L/LK Electronico	OM 904LA	03.1998->03.2002	LX1070/1	LXS261	OX161D	KX67/2D / KC123	
1314 OH		01.1984->	LX265	LXS37/2	OX197D	KX35D	HX15
1315 OF / 1315 OH / 1318 OH / 1320 OH	OM 366		LX265	LXS37/2	OX137D	KX68D	HX15
1315 OH / 1318 OH / 1320	OM 366		LX265	LXS37/2	OX137D	KX68D	HX15
1316 / 1317 / 1318 / 1516 / 1517 / 1518 / 2214	OM 352A	01.1975->	LX265 / LX265/1	LXS37/1	OX197D	KX43	HX15
1320 OHL	OM 366A		LX265/1	LXS37/2	OC303	KX68D	HX15
13t - Série 1318	OM 904LA Electrónico	04.2007->	LX1093	LXS263		KC126/1	
1414 / 1414K / 1414L	OM 366		LX265 / LX265/1	LXS37/2	OX95D / OX137D	KC119 / KX43	HX15
1414 / 1418 / 1419 / 1420	OM 366A / OM 366A Turbo		LX265 / LX265/1	LXS37/1	OX95D / OX137D	KC119 / KX43	HX15
1417 OF- Electronico	OM 904L/LA	01.1998->	LX1093	LXS263	OX161/D	KC126 / KX67/2D	HX15
1418 / 1418 L / 1418 K (Camion Frontal)	OM 366A Turbo		LX265	LXS37/2	OX137D	KX68D / KC119	HX15
1418 / 1418K / L1418E	OM 366A	04.1999->04.2001	LX265	LXS37/2	OX137D		HX15
1418 L / K / LA / LAK / LK R / L	OM 366A/LA	01.1996->	LX1056/1 / LX1716/1	LXS260 / LXS305	OC303	KC127	HX15
1418 LA 4x4/ LAK / 1418 LK R / L / 1418 / 1418 L / 1418 K (Camion Frontal)	OM 366A Turbo		LX265	LXS37/2	OX137D	KX68D / KC119	HX15
1418 LK R / L	OM 366A Turbo	01.1998->	LX265	LXS37/2	OX137D / OC303	KC127 / KC119	HX15 / AL12

(*) Filtros en desarrollo

APLICACIÓN / APPLICATION

MOTOR / ENGINE

AÑO / YEAR



1°





2°



OTROS / OTHERS

MERCEDES BENZ

APLICACIÓN / APPLICATION	MOTOR / ENGINE	AÑO / YEAR	1°	2°			OTROS / OTHERS
1418 OH		01.1983->	LX265		OX197D	KX35D	
1419 LA / 1615 LK - L	OM 366 / 366A		LX236	LXS41/1	OX137D	KX68D / KC119	
1419 OH			LX265	LXS37/2	OX75D	KX36	HX15
1419 OH / 1517 OH / 1521 L			LX265	LXS37/2	OX75D	KX36	HX15
1420 / 1420 OH	OM 366A / OM 366LA	01.1998->	LX271/2	LXS37/2 / LXS43/1	OC303	KX68D / KC127	HX15 / AL12
1421 OH L		01.1998->	LX1070/1	LXS261	OC303	KC127 / KC122	
1514 / 1517 / 1518 / 1521			LX265	LXS37/2	OX197D	KX35D	HX15
1517 L/LK	OM 355/5	01.1986->	LX265	LXS37/2	OX197D	KX35D / KX68D	
1517 OH / 1521 L			LX265	LXS37/2	OX75D	KX36	HX15
1518 L		11.1983->	LX265		OX197D	KX35D	
1526 LS / 1526 OH			LX227		OX75D	KX65D / KX65D ECO	
1614 / 1618 / 1619 / 1620 / 1622	OM 366/ 366A		LX265	LXS37/2		KX68D / KC119	HX15
1615 LK/L / 1619 L / 1622 L/LS	OM 366/ 366 A		LX236	LXS41/1	OX137D	KX68D / KC119	
1618 L/LK			LX265	LXS37/2	OC303	KX43	HX15 / AL12
1619 L	OM 366/ 366A		LX265	LXS37/2	OX137D	KX68D / KC119	
1620 L/LK	OM 366LA Turbocooler	01.1997->	LX1056/1 / LX1716/1	LXS260 / LXS305	OC303	KC28 / KC127 / KC122	HX15 / AL12
1621 L C/ chasis VMO390	OM 366LA Turbocooler	11.1997->	LX271/2	LXS43/1	OC303	KC28 / KC127	HX15 / AL12
1621 LK	OM 366A/LA	01.1989->	LX271/2	LXS43/1	OX137D	KC28	HX15
1621 OH L	OM 366LA	01.1997->	LX271/2	LXS43/1	OC303	KC127 / KC122	HX15
1621 OH LE	OM 366LA	01.1997->	LX271/2	LXS43/1	OC303	KC122	HX15
1622 L	OM 924LA	01.2001->	LX1070/1	LXS261	OX161D	KX67/2 / KC125 / KC126 / KC500D / KC608	HX15
1622 L/LS	OM 366/ 366A		LX265	LXS37/2	OX137D	KX68D / KC119	
1623 L	OM 906/LA Electrónico	03.1994->03.1998	LX1070/1	LXS261	OX174D	KC123/ KX67/2D / KC608	HX15
1623 L/ 1723L	OM 906/LA -Electrónico	01.1998->	LX1070/1	LXS261	OX174D	KC123/ KX67/2D	HX15
1623 L/LS			LX1056/1 / LX1716/1	LXS260 / LXS305	OC303	KC446	AL12
1623 L/LS/OH/LG			LX1056/1	LXS260	OC303	KC446	AL12
1623 OH LG	OM 366LAG	01.1998->	LX271/2	LXS43/1	OC303	KC122	AL12
1624 L	OM 906LA	01.2007->	LX1070/1	LXS261	OX161D	KC126 / KX67/2D	
1625 L/LS	OM 449A/LA	01.1990->	LX271/2	LXS43/1	OX71D	KX36 / KX65D / KX65D ECO	HX15
1628 OH L / 1632 LS	OM 449A/LA	04.1998->12.2005	LX273 / LX273/2	LXS44/1	OX71D	KC127	AL12
1630 LS	OM 449A/LA	01.1990->	LX271/2	LXS43/1	OX71D	KX36 / KX65D / KX65D ECO	HX15
1632 L/LS	OM 449LA	01.1999->	LX271/2	LXS43/1	OX71D	KX65D / KX65D ECO	HX15 / AL12
1633 L/LS	OM 449LA Turbocooler		LX271/2	LXS43/1	OX71D	KX36 / KX65D / KX65D ECO	HX15
1634 L	OM 447LA II		LX1313/1	LXS312	OX69D	KX80D / KC125 / KC608	HX15
1634 LS	OM 447LA	01.2000->	LX1313/1	LXS312	OX69D	KC125 / KX80D	HX15
1638 (MB 0374 Chasis)	OM 447LA	01.2000->	LX273 / LX273/2	LXS44/1	OX69D	KX36 / KX65D / KX65D ECO	HX15
1644 Turbocooler	OM 447LA				OX69D / OX137D	KX65D / KX65D ECO	HX15 / AL12
1718 A (4X4)	OM 366A Turbo		LX265	LXS37/1	OX137D	KC122 / KC119	HX15
1718 A/K / 1718 A (4x4) / 1718 L (6x2)	OM 366A Turbo / OM 366A/LA	01.1996->	LX265	LXS37/2	OX137D / OC303	KX43 / KC119 / KC608	HX15 / AL12
1718 K	OM 366A/LA	04.1996->05.2000	LX1056/1 / LX1716/1	LXS260 / LXS305	OC303	KC122 / KC119 / KC127 / KC608	HX15 / AL12
1718 L	OM 366A					KX68D	
1718 M	OM 904LA	05.2001->08.2007	LX1093/2 / LX1056/1 / LX1716/1	LXS260 / LXS263 / LXS305		KX67/2D / KC608	HX15
1718 M	OM 904LA	01.2004->				KC489* / KC608	

APLICACIÓN / APPLICATION	MOTOR / ENGINE	AÑO / YEAR					OTROS / OTHERS
			1°	2°			
MERCEDES BENZ							
1720 A/K 4x4	OM 366LA		LX1056/1 / LX1716/1	LXS260 / LXS305	OC303	KC122 / KC127 / KC119	HX15 / AL12
1720 K/A	OM 366A/LA	06.1996->	LX1056/1 / LX1716/1	LXS260 / LXS305	OC303	KC28 / KC122	HX15 / AL12
1721 LK/LS-S	OM 366A/LA	01.1990->	LX1056/1 / LX1716/1	LXS260 / LXS305	OC303	KC122 / KC127 / KC119	HX15 / AL12
1721 OF Electronico / 1723 L	OM 906LA	04.2011->	LX1070/1	LXS261	OX174D	KX67/2D / KC126 / KC125 / KC573 / KC635*	HX15 / AL12
1721 OF Mecanico	OM 366LA	10.1990->05.1999	LX1070/1	LXS261	OC303	KC122 / KC119	AL12
1721 OH L SB			LX271/2	LXS43/1	OC303		
1723 L	OM 906LA	01.1998->	LX1070/1		OX174D	KX67/2D / KC126 / KC125 / KC500D	HX15
1723 S	OM 366A/LA	01.1996->	LX1056/1 / LX1716/1	LXS260 / LXS305	OC303	KC28 / KC122	HX15 / AL12
1728 Electrónico	OM 906LA	01.2004->	LX1056/1 / LX1716/1	LXS260 / LXS305		KX67/2D	HX15
180D / 120 / 140 / 160 - Van, Pick up	OM 616	02.1987->05.1993	LX567		OX78D / OX78D1	KC22	
1844 / 2044 / 2544 / 2644	OM 440 / 442LA	04.1992->02.1996			OX69D / OX137D	KX65D / KX65D ECO	HX15 / AL12
190 D (W201)	OM 601.911	08.1983->08.1993				KC63/1D	
190D 2.5 Turbo (W201)	OM 602.961	02.1988->08.1993				KL33 / KC63/1D	
1933 / 2831	OM 926LA	07.2011->	LX776 / LX776/1		OX174D	KX67/2D / KC125	HX15 / AL12
1935 LS / 1938 L/LS	OM 447LA		LX273 / LX273/2	LXS44/1	OX69D	KX65D / KX65D ECO / KX80/1D	HX15
1938 LS	OM 457LA	01.1998->	LX273 / LX273/2	LXS44/1	OX168D	KX80D / KX80/1D	AL12
1938 LS	OM 457LA Electrónico	01.1998->	LX273 / LX273/2	LXS44/1	OC303	KX80D / KX80/1D	HX15 / AL12
1938 S	OM 457Electrónico	01.1999->	LX1313/1	LXS312	OX168D	KX80D / KC126 / KC608 / KX80/1D	HX15 / AL12
1938 S	OM 457LA		LX1313/1	LXS312	OX168D	KX80D / KC608 / KX80/1D	AL12
1941 LS/L	OM 447LA Turbocooler		LX273 / LX273/2	LXS44/1	OX69D	KC127/1 / KX65D / KX65D ECO	HX15
1944 - 2244 - 3244 - 3544	OM 442LA	02.1993->08.1998			OX69D / OX137D	KX65D / KX65D ECO	HX15 / AL12
1944 S	OM 457LA		LX1313/1	LXS312	OX168D	KX80D / KC126 / KC125 / KC500D / KC608	HX15 / AL12
190 E		06.1980->05.1990	LX66			KL19	
200		06.1980->05.1990	LX66			KL19	
200 D (W/S124)	OM 601.912	12.1984->06.1993				KL33 / KC63/1D	
200 D (W123)	OM 615.940	02.1976->01.1985			OX78D / OX78D1	KL33 / KC22	
200 T		11.1980->08.1989	LX66				
200 TE		06.1980->05.1990	LX66			KL19	
200 TD (W124)	OM 601.912	09.1985->08.1991				KL33 / KC22 / KC63/1D	
2035 / 2040	OM 457	07.2011->	LX1313/1	LXS312	OX348D	KX80D / KC128 / KC123	HX15 / AL12
220 D (W123)	OM 615.941	01.1976->02.1979			OX78D	KC22 / KL33	
2244 / 3244 / 3544	OM 442LA	01.1993->			OX69D / OX137D	KX65D / KX65D ECO	HX15 / AL12
2318 L/LB / 2418 L	OM 366A/LA	01.1995->	LX1056/1 / LX1716/1	LXS260 / LXS305	OC303	KC122 / KC119	HX15 / AL12
2325 L/LB/LK (6x4)	OM 449A	01.1990->	LX271/2	LXS43/1	OX71D	KX65D / KX65D ECO	HX15
240 D (W/S123)	OM 616.912	02.1976->02.1979			OX78D / OX78D1	KC22 / KL33	
240 GD (W460.3-463)	OM 616.936	03.1979->08.1987			OX78D / OX78D1	KC22 / KL33	
2418 / 2318L/LB	OM 366LA	01.1992->	LX265	LXS37/1	OX95D / OX137D	KX49	0951-127M1
2423 B - K / 2428	OM 906LA / 906.924	01.1998->	LX1056/1 / LX1716/1	LXS260 / LXS305	OX174D	KX67/2D / KC126 / KC608	HX15
2423 B-K	OM 906 LA	01.2000->				KC500D	

(*) Filtros en desarrollo

APLICACIÓN / APPLICATION

MOTOR / ENGINE

AÑO / YEAR



1°



2°



OTROS / OTHERS

MERCEDES BENZ

APLICACIÓN / APPLICATION	MOTOR / ENGINE	AÑO / YEAR	1°	2°				OTROS / OTHERS
250 D (W/S124)	OM 602.912	04.1985->06.1993					KL33 / KC63/1D	
250 D Turbo (W/S124)	OM 602.962	09.1988->06.1993					KL33 / KC63/1D	
250 GD (460.3)	OM 602.939	12.1988->08.1992					KL33 / KC63/1D	
250 GD (W460.3-463)	OM 602.930	10.1987->07.1993					KL33 / KC63/1D	
250 GD (W463)	OM 602.931	06.1990->12.1994					KL33 / KC63/1D	
250 (W114)	M 114.920	05.1968->09.1972				OX47D		
260 E	M 103.940 2.6L	06.1990->12.1994					KL38	
2635 L/LS / 2635 LS	OM 447LA Turbocooler	01.1994->	LX273 / LX273/2	LXS44/1	OX69D		KX36 / KX65D / KX65D ECO	HX15
2638 L/LS/LK	OM 447LA	03.1992->12.1997	LX1313/1	LXS312	OX168D		KC125/1 / KX80D	
2638 L/LS/LK	OM 457LA	01.1999->	LX273 / LX273/2	LXS44/1	OX69D		KC123/ KC125 / KC500D / KC608	HX15 / AL12
290 GD (W461)	OM 602.942	04.1992->06.1997					KL33	
300 D (W/S123)	OM 617.912	02.1976->07.1985				OX78D / OX78D1	KC22 / KL33	
300 D / 300 D 4-Matic (W/S124)	OM 603.912/913	12.1984->08.1993					KL33 / KC63/1D	
300 D Turbo (W/S123)	OM 617.952	08.1981->07.1985				OX78D / OX78D1	KC22 / KL33	
300 D Turbo / 300 D T 4-Matic (W/S124)	OM 603.960	01.1988->06.1993					KC22 / KL33	
300 D Turbo / 300 D T 4-Matic (W/S124)	OM 603.963	09.1986->01.1989					KC22 / KL33	
300 D Turbo 4-Matic (W124)	OM 603.963	01.1988->06.1993					KC22 / KL33	
300 GD (W460.3-463)	OM 617.931	10.1979->08.1990				OX78D / OX78D1	KC22 / KL33	
300 GD (W463)	OM 603.931	09.1989->12.1995					KL33 / KC63/1D	
300 TD (S124)	OM 603.912	09.1986->06.1993					KL33 / KC63/1D	
300 TD Turbo (S124)	OM 603.963	09.1986->01.1989					KL33 / KC63/1D	
350 GD TD (W463)	OM 603.972	09.1991->12.1993					KL33 / KC63/1D	
709 (LK/ 673) LN2 / LK (673.001/ 679.259)	OM 364	03.1984->12.1998	LX275	LXS5/1	OC303 / OX150D		KX49 / KX68D	
710 / L 914 Turbocooler	OM 364A	01.1995->	LX910	LXS37/2	OX150D		KX49 / KL445 / KC119 / KX68D	
710 Plus	OM 364LA	01.1990->02.1995	LX236	LXS37/2 / LXS41/1	OX150D / OC303		KC119 / KC125	HX15
710 Plus	OM 364LA	01.1995->					KX68D / KC500D	
710 Plus	OM 364LA	06.2007->					KC489* / KC572	
710	OM 364LA	01.2004->					KX68D / KC500D	
710			LX334					
712C	OM 904LA	01.1998->08.2007	LX1093/2	LXS263	OX161D		KC125 / KC126 / KX67/2D / KC500D	HX15 / AL12
712C L/EL	OM 904LA - Electrónico	06.1998->	LX1093	LXS263	OX161/D		KX72D1 / KC126/1 / KX67/2D	HX15
809 (LK/673) LN2 / LK (673.001/ 679.259)	OM 364.907	03.1984->03.1993				OX150D	KX68D	HX15
814 (LK/674) LN2 / LK (673.001/ 679.259)	OM 366.905/6/7	03.1984->02.1993				OX150D / OX137D	KX68D	HX15
814 / 814 LO	OM 364LA Turocooler	01.1998->	LX910	LXS37/2	OX150D		KC119 / KX49 / KX68D	HX15
814 L/LO (LK/674) LN2 / LK (673.001/ 679.259)	OM 356.901/02/05/06	02.1992->12.1998				OX150D	KX68D	HX15
814 L/LO (LK/674) LN2 / LK (673.001/ 679.259)	OM 366.910/932	12.1986->02.1993				OX150D / OX137D	KX68D	HX15
914 (LK/ 674) LN2 / LK (673.001/ 679.259)	OM 356 901	03.1984->02.1993				OX150D	KX68D	HX15
914 (LK/674) LN2 / LK (673.001/ 679.259)	OM 366.905/907	03.1984->02.1993				OX150D	KX68D	HX15
914 C	OM 904LA	01.1998->	LX1093/2	LXS263			KC126 / KX67/2D	HX15
914 KO (LK/674.090) LN2 / LK (673.001/ 679.259)	OM 366.940 / OM 366.905/907	01.1987->02.1993				OX150D / OX137D	KX68D	HX15
914 L	OM 356A	01.1990->	LX910	LXS37/1	OX150D		KX68D / KC119	HX15
915 C / 1418 / 1725	OM 904LA	07.2004->/ 02.2011->	LX1093		OX161/D		KX67/2D / KX72D1 / KC126 / KC607 / KC608	LA651 HX15
915 C Accelo / 915 Electronico	OM 904LA	01.1998->	LX1093/2	LXS263	OX161D		KX67/2D / KC500D	HX15
915 C Accelo	OM 904LA	05.2007->					KC489*	
921/913/912/914	OM 904LA	04.1993->06.2004	LX1093/2	LXS263	OX161D		KX67/2D	HX15
9t-Serie	OM 356A	01.1990->	LX910	LXS37/2	OX150D		KC119	HX15
A 160 CDI (168)	OM 668	02.2001->08.2004					KL100/2	

APLICACIÓN / APPLICATION

MOTOR / ENGINE

AÑO / YEAR



1°

2°



OTROS / OTHERS

MERCEDES BENZ

APLICACIÓN / APPLICATION	MOTOR / ENGINE	AÑO / YEAR	1°	2°				OTROS / OTHERS
A 160		01.1999->	LX794			KL87		
A 160 CDI		07.1998->06.2012			OX201 / OX201D			
A 170 CDI		07.1998->08.2004			OX201 / OX201D			
A 180 CDI		09.2004->06.2012			OX201 / OX201D / OX153/7D2			
A 190		07.2000->	LX794					
A 200 CDI		09.2004->06.2012			OX201 / OX201D	KL228/2D		
A200	1.6	05.2013->	LX3477		OX982D ECO / OX153/7D2			
A250	2.0 BlueEfficiency	05.2013->	LX3477		OX982D Eco			
Actros							LAK43	
Actros 1836			LX814/1					
Actros 2041, 2044, 2046, 2636, 2646, 3336, 3344, 4144	OM 541 LA	04.2003->12.2008				KC200		
Actros 2041, 2044, 2046, 2636, 3336, 3344, 4144	OM 501 LA Euro III	01.2010->				KC200		AL24
Actros 2546	OM 501LA V6 (BlueTec)	2010->	LX814/1					
Actros 2646	OM 501LA V6 (BlueTec)	2010->	LX814/1			KC200		
Actros 3341	OM 541 LA	03.2006->				KC200		
Actros 4844K	OM 501LA V6 (BlueTec)	2010->	LX814/1					
Atego 1418 / 1718	OM 904LA	01.2005->12.2012	LX776 / LX776/1			KC500D / KC489* / KC608		
Atego 1725 A	OM 906LA / 906.985	01.2005->	LX776 / LX776/1 / LX2621		OX174D	KX67/2D / KC125 / KC200 / KC500D / KC489* / KC608	LA677	HX15 / AL12
Atego 1315 / 1418 / 1518 / 1718	OM 904LA - 150 cv	02.2000->10.2006	LX776 / LX776/1 / LX2621		OX161D	KX72D1 / KX67/2D / KC125 / KC200 / KC608	LA677	HX15 / AL12
Axor 1933 S	OM 926LA - 326 cv	01.2005->	LX776 / LX776/1		OX174D	KX67/2D / KX72D1 / KC200 / KC500D / KC607	LA678	HX15 / AL12
Axor 2035 S	OM 457LA / 457.918	02.2007->	LX1313/1	LXS312	OX348D	KC128 / KC123 / KX80D / KC200		HX15 / AL12
Axor 2040 S	OM 457LA / 457.918	04.2007->	LX1313/1	LXS312	OX348D	KC128 / KC123 / KX80D / KC200 / KC500D		HX15 / AL12
Axor 2044 S	OM 457LA	02.2007->	LX1313/1	LXS312	OX348D	KC128 / KC123 / KX80D		HX15 / AL12
Axor 2533	OM 926LA - 326 cv	01.2005->	LX776 / LX776/1		OX174D	KX72D1 / KX67/2D		HX15 / AL12
Axor II 1835			LX814/1					
Axor II 2535	OM 457 LA	09.2004->				KC200	LA358	
Axor II 2540	OM 457 LA	09.2004->				KC200	LA358	
Axor 2826 (6x4)	OM 926LA - 245 cv	01.2006->	LX776 / LX776/1		OX174D	KX67/2D / KX72D1		HX15 / AL12
Axor 2831	OM 926LA / 926.930	02.2007->	LX776 / LX776/1		OX174D	KX67/2D / KX72D1 / KC200 / KC500D		HX15 / AL12
Axor II 3240	OM 457 LA	09.2004->				KC200	LA358	
Axor II 3340	OM 457 LA	09.2004->				KC200	LA358	
Axor 3340	OM 457LA Euro III	02.2007->01.2009	LX1313/1	LXS312	OX348D	KC128 / KC123 / KX80D	LA678	HX15
Axor 3340 K	OM 457LA Euro III	04.2005->01.2009	LX1313/1	LXS312	OX348D	KC128 / KC123 / KX80D	LA678	HX15
Axor 3340 S	OM 457LA Euro III	02.2007->01.2009	LX1313/1	LXS312	OX348D	KC128 / KC123 / KX80D	LA678	HX15
B 180 CDI		03.2005->11.2011			OX201 / OX201D	KL228/2D		
B 200 CDI (W245)	OM 640	04.2005->12.2011			OX201 / OX201D	KL228/2D / KL313		
B 200	1.6 BlueEfficiency	05.2013->	LX3477		OX382D / OX982D Eco			

(*) Filtros en desarrollo

APLICACIÓN / APPLICATION

MOTOR / ENGINE

AÑO / YEAR



1°

2°



OTROS / OTHERS

MERCEDES BENZ

APLICACIÓN / APPLICATION	MOTOR / ENGINE	AÑO / YEAR	1°	2°	OTROS / OTHERS
C 180 CDI	2.1	01.2011->	LX1686/1		
C 180 Kompressor	2.1	04.2005->12.2011	LX439/1	OX133D	
C180	M271.860				LAK413
C 200 CDI	2.1	08.2010->	LX1686/1		KL179
C 200 CGI BlueEFFICIENCY (204.048/248)	M 271.820/860	09.2009->	LX2813	OX814D ECO / OX982D ECO / OX982D	LAK413
C220	M272.948				LAK413
C230	motor M 272.920		LX804/S		
C280	M 272.940		LX804/S		
C280	M272.948				LAK413
C 250 CGI BlueEFFICIENCY (204)	M 271.860	09.2009->	LX2813	OX183/5D ECO	LAK413
C 250 CDI	2.1	08.2008->	LX1686/1		
C 250 D (W202)	OM 605.910	05.1993->05.1997		OX183/5D	KL33 / KC63/1D
C 250 TD (W202)	OM 605.960	10.1995->04.2001		OX183/5D	KL33 / KC63/1D
CLS 250 CDI	2.1	04.2011->	LX1686/1		
Clase C 190 D 2.5 (W201)	OM 602.911	08.1989->07.1993			KL33 / KC63/1D
Clase C Familiar - C240 2.4	M 112.910	03.1998->09.2001		OX153/7D	LA37
Clase C Familiar - C240 2.6 T	M 112.912	05.2000->04.2008		OX153/7D	LA37
Clase C Familiar - C280 2.8	M 112.920	10.1998->11.2001		OX153/7D	LA37
Clase C Sedan - C220 2.2 CDI T	OM 611.962	08.2000->04.2008	LX752	OX153D3	
Clase C Sedan - C240 2.6 T	M 112.912	05.2000->04.2008		OX153/7D	LA37
Clase C Sedan - C280 2.8	M 112.920	03.1993->07.1997		OX153/7D	LA37
Clase C Sedan - C320 3.2	M 112.946	08.2000->04.2008		OX153/7D	LA37
Clase C Sedan/Coupe - C220 2.2 CDI T	OM 646	07.2008->	LX1686/1	OX153D3	
Clase C Kompressor				OX183/5D1	
Clase C Sedan/Coupe - C280	M 272.940	07.2008->		OX153/7D	
Clase C - C 200 D (W202)	OM 601.913	03.1993->07.1998			KC63/1D
Clase C - C 200 D (W202)	OM 604.915	10.1996->07.1998			KC63/1D
Clase C - C 220 CDI (W/S203)	OM 646	02.2004->06.2011			KL313
Clase C - C 220 CDI (204.008/208) - (W/C/S204)	OM 646.811	03.2007->10.2008			KL228/2D
Clase C - C 320 CDI (W/C/S203)	OM 642	02.2005->		OX380D	KL313
Clase C - C 320 CDI (204.022/089/289) - (W/C/S204)	OM 642.960	03.2007->		OX380D	KL228/2D
Clase C - C 350 CDI (204.022/089/289) - (W/C/S204)	OM 642.960	07.2009->		OX380D	KL228/2D
CLA	CLA 200 M 270.910	M 270.910	LX3477	OX982D Eco	
CLA	CLA 250 M 270.920	M 270.920	LX3477	OX982D Eco	
CLS				OX814D	
E 200 CDI	2.1	01.2009->	LX1686/1		
E 220 CDI	2.1 / 2.2	01.2009->	LX1686/1		
E 250 CDI	2.1 / 2.2	01.2009->	LX1686/1		
E 250 CGI BlueEFFICIENCY (212)	M 271.860	09.2011->	LX2813	OX982D ECO / OX982D	
E500	5.5 M273.966				LAK413
Clase E - E 200 D (W124)	OM 601.912	06.1993->06.1995			KL33 / KC63/1D
Clase E - E 220 D (W210)	OM 604.912	06.1995->07.1999			KC63/1D
Clase E - E 250 D (W124)	OM 605.911	07.1993->06.1995			KC63/1D
Clase E - E 250 D (W/S124)	OM 605.911	06.1993->07.1995			KC63/1D
Clase E - E 250 D (W/S210)	OM 605.912	06.1995->09.1998			KC63/1D
Clase E - E 250 TD (W124)	OM 602.962	02.1993->06.1995			KL33 / KC63/1D
Clase E - E 290 TD (W/S210)	OM 602.982	03.1996->07.1999			KC63/1D
Clase E - E 300 D (W/S124)	OM 606.910	06.1993->07.1996			KC63/1D
Clase E - E 300 D (W/S210)	OM 606.912	06.1995->07.1999			KC63/1D

APLICACIÓN / APPLICATION

MOTOR / ENGINE

AÑO / YEAR



1°

2°



OTROS / OTHERS

MERCEDES BENZ

APLICACIÓN / APPLICATION	MOTOR / ENGINE	AÑO / YEAR	1°	2°	Oil Change	Fuel System	Others
Clase E - E 300 TD / E 300 TD 4-Matic (W/S124)	OM 603.960	02.1993->07.1996				KL33 / KC63/1D	
Clase E - E 300 TD 4-Matic (W124) / E 300 TD T 4-Matic (S124)	OM 603.963	06.1993->06.1995				KL33 / KC63/1D	
Clase E 2.8 TE - E280	M 104.942	02.1993->06.1996			OX153/7D		LA37
Clase E 300 TD (W124)	OM 603.960	06.1993->06.1995	LX3140			KL33 / KC63/1D	
Clase E Familiar - E320 3.2	M 104.992	02.1993->06.1996			OX153/7D		LA37
Clase E Sedan - E200 CDI	OM 611.962	08.1998->04.1999			OX153D3		
Clase E Sedan - E240 2.6	M 112.914	01.1998->10.2001			OX153/7D		LA37
Clase E Sedan - E270 CDI	OM 612	08.1999->04.2003			OX153D3		
Clase E Sedan - E280	M 272.944	12.2008->			OX153/7D		LA37
Clase E					OX814D		
Clase G - 250 GD (W460.3-463)	OM 602.930	10.1987->07.1993				KC63/1D	
Clase G - 250 GD (460.3)	OM 602.939	12.1988->08.1992				KC63/1D	
Clase G - 250 GD (W463)	OM 602.931	06.1990->12.1994				KC63/1D	
Clase G - 280			LX1662				
Clase G - 290 GD (W461)	M 602.942	04.1992->06.1997				KC63/1D	
Clase G - 300 GD (W463)	OM 603.931	09.1989->12.1995				KC63/1D	
Clase G - 350 GD TD (W463)	OM 603.972	09.1991->12.1993				KC63/1D	
Clase M - ML 270 CDI	OM 612	12.1999->06.2005			OX153D3		
Clase M - ML230	M 111.977	03.1998->02.2003				KL437	LAK98
Clase M - ML320 3.2	M 112.942	03.1998->02.2003			OX153/7D	KL438	LAK98
Clase M - ML320 CDI	OM 642.940	11.2007->			OX153/7D		LAK98
Clase M - ML320 CDI (W164.122)	OM 642	08.2005->06.2009			OX380D	KL313 / KL228/2D	
Clase M - ML350 CDI (W164.122)	OM 642	05.2009->03.2010			OX380D		
Clase M - ML400 CDI	OM 628.960	05.2003->08.2007			OX169/1D	KL155/1	
Clase M - ML400 CDI	OM 628.960	09.2001->06.2005			OX169D	KL155/1	
Clase M - ML430 4.3	M 113.942	06.1998->09.2001			OX153/7D		LAK98
Clase M - ML500	M 113.965	05.2003->08.2007			OX153/7D		
Clase S - S500 5.0	M 113.960	10.1998->10.2005			OX153/7D		LA47/S
Clase S - S350 TD (W140)	OM 603.971	06.1993->09.1998				KC63/1D	
Clase S / Coupe - S500 5.0	M 119.970	08.1993->12.1999			OX153/7D		LA47/S
Clase V - V230 TD (638.274)	OM 601.970	04.1996->10.2003				KC63/1D	
CLK Cabrio / Coupe 320 3.2	M 112.940	11.2003->07.2009			OX153/7D		LA37
CLK Cabrio / Coupe 320 3.2	M 112.940	02.1998->09.2002			OX153/7D		LA37
CLK Cabrio / Coupe 430 4.3	M 113.943	05.1999->09.2003			OX153/7D		LA37
GLK 200 CDI	2.1	07.2010->	LX1686/1				
GLK 220 CDI	2.1	12.2008->	LX1686/1				
GLK 250 CDI	2.1	09.2009->	LX1686/1				
L 1114/ 114 LO	OM 364LA	03.1995->08.2001	LX910	LXS37/2	OX150D	KX49	
L 1518	OM 904LA	11.1983->08.1991	LX265		OX197D	KX35	
L 1622	OM 924LA	03.1995->08.2001	LX1070/1	LXS261	OX161D	KC126 / KX67/2D / KC125	HX15
L 608	OM 314.948/ 967	01.1970->12.1988	LX200		OX199D / OX85D	KX35D	
L 710	OM 312	05.1961->06.1964	LX275		OX150D	KX68D	
L 913D	OM 364	02.1998->	LX236		OX150D	KX68D	
L 914 Turbocooler	OM 364LA		LX236	LXS41/1	OX150D / OC303	KX43 / KC119	HX15
L1113/ 1114/ 1118/ 1313/ 1314/ 1514/ 2013/ 2213/ L1316/ L1516	OM 352	->02.1979	LX265	LXS37/1	OX30D / OX197D	KX43 / KX35	HX15
L-1218 EL	OM 904 LA	04.2001->	LX1093	LXS263	OX161/D	KX67/2D / KX72D1	HX15
L1319	OM 366LA	02.1982->02.1991			OX71D	KX49	0951-127M1
L1414 / 1414K / 1414L			LX265	LXS37/2	OX137D	KC122 / KC119	HX15
L1418	OM 904LA	04.1996->04.2003				KC126	
L-1620		04.1995->	LX1056/ LX1056/1				
L2214	OM 352A	12.1978->	LX265	LXS37/1	OX30D	KX43 / KX35	HX15
L2638	OM 457LA / 457.928	01.1999->03.2005	LX1313/1	LXS312	OX168D	KC125 / KX80D / KC608	

(*) Filtros en desarrollo

APLICACIÓN / APPLICATION

MOTOR / ENGINE

AÑO / YEAR



1°





2°



OTROS / OTHERS

MERCEDES BENZ

APLICACIÓN / APPLICATION	MOTOR / ENGINE	AÑO / YEAR	1°	2°				OTROS / OTHERS
LAK 1418	OM 366A/LA	03.1995->08.2001	LX1056 / LX1716	LXS260	OC303	KC122		HX15 / 0951-127M1 / AL12
LAK1418/ 1718K/ 1720/ L1620	OM 366A/LA	02.1996->	LX1056 / LX1716	LXS260 / LXS305	OC303	KC122		HX15 / 0951-127M1 / AL12
LB 2318	OM 366A	03.1995->08.2001	LX265	LXS37/1	OX137D	KX43 / KX35		HX15
LO 812/813/814	OM 364	04.1999->	LX910	LXS37/2	OX150D	KL445 / KX49		
LO 813 D	OM 364A		LX236		OX150D	KX68D		
LO 814	LK 674 OM 356	02.1992->			OX150D	KX68D		HX15
LO 814 / LO 814	OM 366 932 / LK 674 OM 356	12.1986->02.1993			OX150D	KX68D		HX15
LO 914	OM 904LA	01.1998->	LX335			KC126 / KC608		
LO 914 Evobus	OM 904LA	06.2004->	LX1093/2	LXS263		KC126		
LO 914C Evobus	OM 904LA - Electrónico	09.2000->	LX335			KC126		
LPO1113/ OF1113/ OF1114/ OF1313/ OF1314/ OH1313/ O362/ O364	OM 352A	04.1975->01.1978	LX265	LXS37/2	OX30D	KX43 / KX35		HX15
LS 1634	OM 447LA	05.2001->08.2005	LX1313/1	LXS312	OX69D	KX80D / KC125		HX15
LS 1938	OM 457LA	03.1995->08.2001	LX273 / LX273/2	LXS44/1	OX168D	KX80D / KC608		AL12
MB180 Chasis / Furgon/Minibus 2.4D	OM 616	04.1994->09.1996	LX567		OX78D / OX78D1	KC22		
O 400 RSD	OM 447LA Euro III	04.1998->02.2001	LX273 / LX273/2	LXS44/1	OX69D	KC127 / KC128 / KC595		
O 500 M	OM 906LA	03.1998->	LX1056/1 / LX1716/1		OX174D	KX67/2D / KC126 / KC608		HX15 / AL12
O 500 M	OM 906LA	06.2004->	LX1056 / LX1716	LXS260		KC126 / KC608		
OF 1318	OM 366LA	05.1993->05.1995	LX265	LXS37/2	OC303 / OX137D	KC127 / KX49 / KC128		0951-127M1
OF 1417 Electrónico	OM 904L/LA	05.1998->08.2007	LX1093	LXS263	OX161/D	KX67/2D / KX72D1 / KC608		HX15
OF 1418	OM 904LA	03.1998->	LX1093/2	LXS263		KC608		
OF 1620	OM 366LA	03.1995->08.2001	LX265	LXS37/2	OC303	KC127 / KC128		
OF 1721 Electrónico	OM 906LA	01.1998->	LX1070 / LX1070/1		OX174D	KC126		
OF 1721 Mecanico	OM 366LA	03.1998->03.2002	LX1070 / LX1070/1	LXS261	OC303	KC127 / KC128		0951-127M1 / AL12
OF 1722	OM 924LA	03.2003->		LXS261		KC126		
OH 1314	OM 366LA	01.1987->05.1993	LX265	LXS37/2	OX197D	KX35D		HX15
OH 1318 / 1315 OF	OM 366	11.1983->02.1997	LX265	LXS37/2	OX137D / OX95D	KX49		HX15
OH 1419	OM 366LA	05.1993->05.1993	LX265	LXS37/2	OX75D	KX36		HX15
OH 1420		01.1998->11.1998	LX271/2	LXS43/1	OC303	KC127		HX15 / AL12
OH 1518	OM 904LA	04.2005->				KC126		
OHL 1621	OM 366LA	03.1998->03.2000	LX265	LXS37/2	OC303	KC127 / KC128		0951-127M1
Serie OM 900					OX161/D	KX67/2D / KX72D1		
SL Roadster - SL280 2.8	M 104.943	03.1993->09.1998			OX153/7D			
SL Roadster - SL320 3.2	M 112.943	03.1993->10.2001			OX153/7D			
SL Roadster - SL500 5.0	M 119.970	03.1993->12.2002			OX153/7D			
SL Roadster - SL500L 5.0	M 113.961	05.2002->			OX153/7D			
SLK200 Kompressor	M 271.944	11.2008 05.2013	LX1277		OX183/5D1 ECO	KL82		
SLK250 CGI BlueEFFICIENCY (172.447)	M 271.861	03.2013->	LX2813		OX183/5D ECO / OX183/5D			
SLK350	M 272.973	11.2004->07.2009			OX153/7D			
Sprinter (901 / 902 / 903 / 904) Sprinter Limited	Maxion 2.5		LX910	LXS37/2		KC18	LA83	
Sprinter II 209, 309, 509 CDI		06.2006->				KL228/2D	LA307	
Sprinter II 210, 310, 510 CDI		03.2009->				KL490/1 / KL490/1D	LA307	

APLICACIÓN / APPLICATION	MOTOR / ENGINE	AÑO / YEAR					OTROS / OTHERS
			1°	2°			
MERCEDES BENZ							
Sprinter II 211, 311, 511 CDI		06.2006->			KL228/2D	LA307	
Sprinter II 213, 313, 413, 513 CDI		06.2006->			KL490/1 / KL490/1D / KL228/2D	LA307	
Sprinter II 215, 315, 415, 515 CDI		06.2006->			KL228/2D	LA307	
Sprinter II 216, 316, 416, 516 CDI		06.2006->			KL490/1 / KL490/1D	LA307	
Sprinter II 218, 318, 418, 518 CDI		06.2006->			KL228/2D	LA307	
Sprinter II 219, 319, 419, 519 CDI		03.2009->			KL490/1 / KL490/1D	LA307	
Sprinter II 224, 324, 424, 524		06.2006->				LA307	
Sprinter 308 CDI (903)	OM 611	04.2000->05.2006	LX513		OX153D3 / OX380D Eco	KL100/2	LA83
Sprinter 311 CDI (903)	OM 611	04.2000->05.2006	LX513		OX153D3 / OX380D Eco	KL100/2	LA83
Sprinter 311	OM651LA CDI	2012->				KL912	
Sprinter 313 CDI (902)	OM 611	04.2000->05.2006	LX513		OX153D3 / OX380D Eco	KL100/2	LA83
Sprinter 413 CDI (904)	OM 611	04.2000->05.2006	LX513		OX153D3 / OX380D Eco	KL100/2	LA83
Sprinter CDI		01.1999->	LX513				
Sprinter Chasis / Combi / Furgon / Pickup 2.2 CDI	OM 611.981	09.2002->	LX513		OX153/7D	KL100/2 / KL174	LA83
Sprinter MB310	Maxion ROVER M014A	01.1997->12.2000	LX513	OC261		KC129/1	LA83 HX15
Sprinter MB312	Maxion ROVER M014LA	01.2000->12.2002	LX513	OC261		KC129/1	LA83 HX15
Sprinter MB312D	Maxion ROVER M014LA	01.2000->12.2001	LX513	OC261		KC129/1	LA83 HX15
Sprinter MB412D	Maxion M014 LA	01.2000->12.2002	LX513	OC261		KC129/1	LA83 HX15
Sprinter 411/ 415/ 515 CDI	OM 651 LA	05.2012->	LX1845			KL912	
Unimog 421-431	OM 615				OX199D / OX85D / OX78D1	KX35D	
Van / Furgon / Combi 180 D	OM 616.963		LX567		OX78D1	KC22	
Viano (639) 2.0 CDI	OM 646	09.2003->12.2006			OX153D3 / OX380D Eco	KL313 / KL228/2D	
Viano (639) 2.2 CDI	OM 646	09.2003->12.2006			OX153D3 / OX380D Eco	KL313 / KL228/2D	
Vito I 108 D (638)	2.3 OM 601.942	02.1996->10.2003				KC63/1D	
Vito 108 CDI (638)	OM 611	01.1999->10.2003	LX513		OX153D3 / OX380D Eco	KL100/2	
Vito 110 CDI (638)	OM 611	01.1999->10.2003	LX513		OX153D3 / OX380D Eco	KL100/2	
Vito 112 CDI (638)	OM 611	01.1999->10.2003	LX513		OX153D3 / OX380D Eco	KL100/2	
VITO	2.3TD MOTOR 606.912 / 606.962		LX3031*		OX123/1D		
Vito 2.2 CDI	OM 611.980	07.1998->11.2009	LX513		OX153D3 / OX380D Eco	KL100/2 / KL174	
MINI							
Cooper	1.6 / 1.6S (R52/53) W10B16A / W11B16A				OX175D		
Cooper	1.6 Diesel (R55/56) 9HZ	04.2007->08.2010			OX171/2D	KL431	
Cooper	1.6 THP				OX339/2D		
Cooper S	1.6 S Turbo (R55, R56, R57, R60) N14B16A	10.2006->	LX2023 / LX1269				
Cooper S	1.6	03.2010->	LX2023 / LX1269				

(*) Filtros en desarrollo

APLICACIÓN / APPLICATION

MOTOR / ENGINE

AÑO / YEAR



1°



2°







OTROS / OTHERS

MITSUBISHI

Canter FE 659 / 639 / 649		01.1999->			OC274			
Colt	1.5 4G15	03.1992->06.1996				KL60		
Colt	1.6 16V 4G92	07.1995->10.2002			OC196			
Colt	1.8 4G93	05.1992->09.1997				KL60		
Eclipse	2.0 16V 4G63	05.1996->03.1999			OC196			
Eclipse Convertible	2.0 16V 4G63	06.1997->10.2000			OC196			
Galant	1.8 TD 4D65T	03.1984->07.1987			OC274	KC132		
Galant	2.0 Td 4D68	02.1992->05.1996			OC274	KC132		
Galant	2.0 Tdi 4D68T	09.1996->10.2004			OC274	KC132		
Galant	2.0 V6 24V 6A12	05.1993->09.1998			OC196			
GT 3000	3.0 V6 24V 6G72	03.1992->08.1998	LX989					
L 200 Pick Up	2.5 TD 4x4	01.1991->			OC274	KC46		
L 200 Pick Up	2.5 Tdi	01.1995->			OC274	KC46		
L 200 Pick Up	2.5D	01.1995->	LX673		OC274	KC46		
L 200 Pick Up	2.5D 4x2	01.1991->			OC274	KC46		
L 200 Pick Up	2.8 Tdi	01.1995->	LX673		OC274	KC46		
L 200 Pick Up	MWM 4.07 TCE	05.2005->				KL428		
L 200 Pick Up	2.5 DI-D Triton	05.2010->	LX2834					
L 300	2.3 D / 2.5 D	06.1986->			OC274	KC46		
Lancer / Wagon	1.6 16V 4G92	01.1991->11.2001			OC196			
Lancer / Wagon	1.8 4G93	04.1994->08.1998			OC196			
Lancer / Wagon	1.8 D 4D65	10.1985->10.1986			OC274	KC132		
Lancer / Wagon	2.0 D (CB8A) 4D68	06.1992->09.2003			OC274	KC132		
Montero	2.8 Tdi	10.2000->			OC274	KC46		
Montero	3.0 V6 L141G / L146G				OC196			
Nativa	3.0 V6 6G72	08.1998->10.2001	LX989					
Nativa	2.5 Tdi (4D56T)	04.2000->05.2004	LX673					
Nueva Montero	3.2 DI-D (V60) 4M41	01.2002->			OC1062			
Outlander	2.4 4G69	07.2005->			OC196			
Pajero	2.3 TD				OC274	KC46		
Pajero	3.5 V6 24V (V45W) 6G74	07.1997->04.2000			OC274			
Space Runner	1.8i 16V 4G93				OC196			
Space Wagon	1.8 TD	02.1986->07.1991				KC132		
Space Wagon	2.0 TD 4D68T	10.1992->10.1998			OC274	KC132		
Space Wagon	2.4 4G64	10.1999->07.2002	LX989		OC196			
Space Wagon	2.5 Tdi 4D56TD				OC274	KC46		
Space Wagon	2.8 8V TDI GLS	09.2001->			OC274 / OC1062			
Space Wagon	2.8 GLS TDI	01.1997->	LX673		OC274	KC46		
Space Wagon	3.0 V6	01.1994->	LX989					

NEW HOLLAND

1499 / 5600/ 5700/ 5710						KX24		
1800 Serie (1880 GMC 4-71)					OX5D			
4000 / 5000 / 6000 / 7000 Serie (Ford)				LXS225	OC67	KX23		
4610 / 5610 / 6610 / 7610 / 7810	Ford Diesel OHV	10.1985->07.1992	LX969	LXS225	OC324	KX23		HC76 / HC84 / HX58
5000 / 6000 / 7000 Serie (Ford)			LX969	LXS225				
6635 / 7635	Fiat		LX3986			KC166		
TL-SERIE	Motor IVECO 8035.05			LXS256				
TM135		10.2002->07.2008			OC202			
TM150		10.2002->07.2008			OC202			
TS100		10.2002->07.2008			OC202			
Serie 9000 - 9820	Cummins L10				OC1176			
Serie 9000 - 9840, 9860, 9880	Cummins NTA 855				OC1176			
Cart. Segur. (New Holland)				LXS225				
L 775	Deutz F3L912				OC26	KC113 / KX363		HX51D
SP-Serie (818 GMC 3-53/ 4-53)					OX5D			
TX 36	Ford 678HTA	02.1991->04.1993	LX271/2	LXS43/1	OC302	KC113 / KC166		

APLICACIÓN / APPLICATION	MOTOR / ENGINE	AÑO / YEAR					OTROS / OTHERS
			1°	2°			
NISSAN							
200 Coupe	2.0 SR20DET	08.1991->02.1997			OC195		
350Z Coupe	3.5 VQ35DE	04.2006->11.2009			OC195		
Almera II	1.5 dci (N16) K9K	12.2002->	LX1258		OC309	KL430 / KL600D	
Frontier (LE 4x4 MT / LE 4x4 AT)	2.5 YD25ETi	03.2011->				KC507 / KC507D	
Frontier	2.8 Tdi Electronic MWM Sprint 4.07 TCE	01.2005->	LX1687/1 / LX960		OC404	KL747	
Frontier	2.8 Tdi MWM Sprint 4.07 TCA	08.2001->08.2007	LX1687/1 / LX960	LXS295	OC404	KL41 / KL316	
QASHQAI	1.6 DCI				OX389/1D		
March	1.6 16V Nafta	2011->	LX3487				LA903
Maxima	3.0 VQ30DE	08.1996->06.2001			OC196		
Micra III	1.5 dci (K12) K9K	03.2003->	LX1258		OC309	KL430 / KL600D	
Murano	3.5 V6 VQ35DE	09.2008->			OC195		
NV400	2.3 DCI		LX1883		OX389/1D		
Pathfinder	2.7D TD27T	05.1992->09.2005			OC67 / OC196		
Pathfinder II	2.5 Dci G9U-726	11.2005->11.2009			OC67		
Pathfinder II	3.3 V6 VG33E	01.1996->12.2001			OC195 / OC196 / OC217/6		
Patrol	2.8 TD A 4.28 TD		LX275		OC273 / OC33		
Patrol II	2.8 TD (K260/W260) RD28T	06.1989->11.1995			OC33		
Pickup / Navara (720 / D21 / D22)	1.6 D SD23	01.1987->				KC5	
Pickup / Navara (720 / D21 / D22)		01.1998->				KC46	
Pickup / Navara (720 / D21 / D22)	3.2 D AX, AX Limited, DX (D22)				OC33		
Pick-up 2.8L Diesel			LX1687/1				
Pick Up D/C-S/C	2.0 Z20	03.1992 08.1995			OC140		
PICK UP NAVARA D/C-S/C	2.0	1991->	LX1			KL171	
Primera	2.0 QR20DE	08.1991->10.1998			OC195	KL2	
Primera	2.0 QR20DE	03.1998->07.2001			OC195		
Sentra	2.0 16V MR20	04.2011->			OC195		LA396
Serena	2.0 SR20DE	08.1994->02.1999			OC273	KL2	
Teana	3.5 V6 VQ35DE	02.2008->			OC195		
Tiida	1.8 MR18DE	12.2007->	LX1631		OC195		LA480
Trade	2.0D LD20E	04.1991->04.1996	LX200			KX23	
Trade	2.8D A428II	08.1989->03.1995	LX200				
Trade	3.0D BD30	11.1993->05.2000	LX275				
Vanette / Vanette Cargo / Largo	2.0 D	08.1986->			OC33		
Versa	1.6 16V Nafta	2011->	LX3487				
X-Terra	2.8 TDI Electronic MWM Sprint 4.07 TCE	11.2003->09.2009				KL428	
X-Terra	2.8 Tdi MWM Sprint 4.07 TCA	02.2003->10.2006	LX1687/1		OC404	KL316	
X-Trail	2.5 VVTi QR25DE	07.2007->09.2010	LX1266		OC195		
X-Trail	2.8 Tdi MWM 4.07 TCA	02.2003->10.2006			OC195	KL316	
PERKINS							
Perkins (equiv.32599)					OX51	KX25	
Perkins 3-152/ 6-305		02.1972->04.1976			OX51	KX25	
Perkins 3-152		->1977			OC1123		
Perkins 4-203		->1977			OC1123		
Perkins 4 - PA - 203 Potenciado		1987->	LX2854		OC1123		
Perkins 6-305/ 6.354 T/ 6.354			LX236 / LX265	LXS41/1 / LXS37/1	OC308 / OC42 / OX51 / OC42/1	KX23 / KX25	
P-Serie	Perkins 6.354 F IV		LX236 / LX265	LXS41/1 / LXS37/1	OC308 / OC42 / OC42/1	KX23	
Perkins V8.540					OC42/1		

(*) Filtros en desarrollo

APLICACIÓN / APPLICATION

MOTOR / ENGINE

AÑO / YEAR



1°

2°



OTROS / OTHERS

PEUGEOT

APLICACIÓN / APPLICATION	MOTOR / ENGINE	AÑO / YEAR	1°	2°	3°	OTROS / OTHERS
106	1.0i CDZ	01.1997->			OC100	KL60
106	1.1 TUIM (HFX)	03.2000->04.2004	LX384		OX193D	KL60
106	1.1i HDY	01.1997->01.2001			OC100 / OX193D	KL60
106	1.4i 8V KFX (TU3JP)	05.1996->			OC100	
106	1.4i 8V TU3JP (KFW)	01.1995->10.2002	LX384		OC100	KL583 / KL60 / KL72
106	1.4i 8V TU3M	09.1991->04.1996	LX384		OC100 / OX193D	KL60
106	1.5D TUD5/L/Y/L3 (VJZ)	02.1999->10.2002				KC24 / KC6D
106	1.6 S16 NFX (TU5J4)	05.1996->			OC100	
106	1.6 S16 TU5J4/L3 (NFX)	04.1998->09.2001	LX384		OX193D / OC100	KL60 / KL72 / KL583
106	1.6i NFZ (TU5JP)	05.1996->			OC100	KL60
205	1.4i 8V TU3M (KDY/Z)	03.1991->07.1999	LX384		OC100	KL583
205	1.6i CJ - BDY (XU5M3Z)	08.1992->12.1998			OC100	KL60
205	1.6i CTI 180Z (XU5J)	04.1986->10.1990			OC100	
205	1.8D XUD7 (161)	05.1992->12.2000	LX486		OC100	KX63/1
205	1.9 XU9J1 (DFZ)	02.1989->09.1997				KL2
206	1.4 Hdi DV4TD	09.2001->	LX1282		OX171/2D	KL418 / KL779
206	1.4i 8V TU3JP (KFW)	08.1998->01.2008	LX643		OC100	KL583 / KL72
206	1.4i 8V TU3JP (KFW)	07.2001->	LX643		OX193D / OX339/2D	KL583 / KL72
206	1.6 16V TU5J4 (NFU)	10.2000->09.2009	LX643		OX339/2D / OX193D	KL583 / KL72
206	1.6 8V TU5JP (NZF)	05.1999->10.2003	LX643		OC100	KL583 / KL72
206	1.8 Hdi	10.1999->	LX642		OC100	KX87D
206	1.9D DW8/L3 (WJZ)	05.1999->09.2009	LX642		OC100	KX63/1 / KX84D
206	2.0 Gti 180 cv EW10J4S	10.2003->07.2006	LX642		OC100	KL583 / KL72
206	2.0 Gti EW10J4 (RFR)	10.2003->07.2006	LX642		OC100	KL583 / KL72
206	2.0 Hdi 110 DW10 ATED	04.1999->	LX645/1		OC100	KX85D / KX87D
206	2.0 Hdi 90 RHY (DW10TD)	12.1999->	LX642		OC100	KX85D / KX87D
206	2.0 Hdi DW10ATED		LX645/1		OC100	KX87D
206	2.0 RC EW10J4S	10.2005->11.2006	LX642		OC100	KL583 / KL72
207 Compact	1.4 Hdi DV4 TD / DV4TED / DV4TED4 / DV4C	02.2006->	LX2995		OX171/2D	KL418 / KL779
207 Compact	1.4i 8V TU3JP (KFW)	10.2008->	LX3354		OC100	KL583 / KL72
207 Compact	1.6 8V	10.2008->	LX1745		OX339/2D	KL583
207 Compact	1.6 16V TU5JP4	10.2008->	LX1745 / LX1765		OX339/2D	KL583
207 Compact	1.9D DW8/L3 (WJZ)	11.2008->	LX4036		OC100	KX84D
207 Compact	2.0 Hdi DW10TD (RHY)	11.2008->			OC100	KX85D
207	1.6 16V Turbo EP6DT (5FX)		LX2023			
207	1.6 16V Turbo EP6DT GTI	03.2010->	LX2637			
208	1.5 8V TU4	06.2013	LX1451		OX339/2D	LA191/S
208	1.6 VVTI	06.2013	LX1451			LA191/S
208	1.6 GTI	08.2012->	LX2033			
306	1.4i 8V KFX (TU3JP)	05.1993->			OC100	
306	1.6 16V	06.1997->11.2000	LX744		OC100	
306	1.6 NFZ (TU5JP)	05.1993->12.2000			OC100	KL60
306	1.8 16V	06.1997->11.2000	LX744		OC100	
306	1.8 Hdi	10.1999->	LX642		OC100	KX87D
306	1.9 Td XUD9TE (DHY)	06.1999->11.2002	LX852		OC100	KX63/1
306	2.0 16V Cabriolet	06.1997->11.2000	LX744		OC100	KL60
306	2.0 Hdi	10.1999->	LX694 / LX645/1		OC100	KX87D
306	2.0 RFV (XU10J4R)	03.1997->	LX744		OC100	
306	2.0 RFX (XU10J2)	05.1993->	LX488		OC100	KL60
306	2.0 S16 RFT (XU10J4)	06.1994->			OC100	KL60
306	2.0 S16 RFY (XU10J4Z)	05.1993->			OC100	KL60

APLICACIÓN / APPLICATION

MOTOR / ENGINE

AÑO / YEAR



1°

2°





OTROS / OTHERS

PEUGEOT

APLICACIÓN / APPLICATION	MOTOR / ENGINE	AÑO / YEAR	1°	2°			OTROS / OTHERS
307	1.6 16V (Sedan) TU5JP4	09.2006->	LX1765 / LX1745		OX339/2D	KL583	LA138 / LAK138
307	1.6 16V 110 cv TU5JP4 (NFU)	01.2001->	LX1044 / LX1745		OX193D / OX339/2D / OC100	KL583 / KL248 / KL72	LA138
307	2.0 Hdi 110 cv RHS (DW10ATED4)	06.2001->	LX1045		OC100	KX85D / KX87D	LA138
307	2.0 Hdi 16V SW Tript., R Garros	06.2003->	LX1045		OC100	KX85D	LA138 / LAK138
307	2.0 Hdi 8V	06.2005->	LX1045		OC100	KX85D	LA138 / LAK138
307	2.0 Hdi 90 cv DW10TD (RHY)	03.2001->05.2005			OC100	KX85D	LA138
308	1.6 HDi 110 FAP DV6CTED	03.2010->	LX2995		OX171/2D	KL788	
308	1.6L THP CC EP6DT		LX2023 / LX2033				LAK138
308	1.6 16V EP6	01.2012->					LAK138
308	1.6 16V Turbo (THP / CC Cabrio)	08.2012->					LAK138
308	1.6L GTI		LX2033				LAK138
308	2.0L 16V EW10A	01.2012->					LAK138
309	1.1 HDZ TU1M	08.1990->12.1993			OC100	KL2	
309	1.4i 8V K1D (TU3A)	07.1990->12.1993			OC100		
309	1.4i 8V TU3M	07.1989->12.1993			OC100	KL2	
309	1.9 GTI D6B (XU9JA)	10.1986->07.1989			OC100		
309	1.9 GTI DKZ (XU9JAZ)	07.1989->12.1993			OC100		
404	Indenor	01.1975->10.1879			OC984		
405	1.4i 8V KDX (TU3MC)	08.1992->12.1996			OC100	KL2	LA9
405	1.6 BFZ / BDY / Z (XU5J/MZ)	08.1992->12.1996			OC100		LA9
405	1.6 XU5JP (BFZ)	01.1992->11.1997	LX488		OC100	KL2	LA9
405	1.8 LFZ (XU7JP)	08.1992->12.1996			OC100	KL2	LA9
405	1.8 XU7JP (LFZ)	02.1993->03.2003	LX488		OC100	KL2 / KL583	LA9
405	1.9 DDZ (XU9M)	07.1988->12.1992			OC100	KL2	LA9
405	1.9 DKZ (XU9JAZ)	07.1988->12.1992			OC100	KL2	LA9
405	1.9 SRD XUD9A (D9B)	03.1991->11.1997	LX572		OC100	KX63/1 / KX24	LA9
405	1.9 XU9JAZ (DKZ)	01.1992->11.1997			OC100	KL2	LA9
405	1.9D	01.1994->	LX572		OC100	KX63/1 / KX24	LA9
405	2.0 16V RFT (XU10J4)	06.1994->12.1995			OC100	KL2	LA9
405	2.0 16V XU10J4/LZ (RFT)	03.1991->05.1995	LX488		OC100	KL2	LA9
405	2.0 8V RFX (XU10J2)	08.1992->12.1996			OC100		LA9
405 / Familiar	1.9 XU92C	07.1987->12.1992			OC100	KL2	LA9
405 / Familiar	1.9 XUD9A/L (D9B)	02.1992->10.1998	LX572		OC100	KX63/1 / KX24	LA9
405 / Familiar	2.0 XU10J2C (RFX)	03.1991->11.1997	LX488 / LX572			KL2	LA9
406	1.9 D STDT	11.1996->	LX572		OC100	KX63/1	
406 Sedan/Coupe/Familiar	1.8 XU7JP4 (LFY)	02.1996->10.1999			OC100	KL583 / KL60 / KL72	
406 Sedan/Coupe/Familiar	2.0 138 cv EW10J4 (RFR)	03.2000->04.2002	LX572		OC100	KL583 / KL72	
406 Sedan/Coupe/Familiar	2.0 Coupé 2.0 16V RFR	01.1999->11.2000	LX572		OC100		
406 Sedan/Coupe/Familiar	2.0 Hdi 110 DW10ATED (RHZ)	03.1999->06.2004	LX572		OC100	KX85D / KX87D	
406 Sedan/Coupe/Familiar	2.0 Hdi 90 RHY (DW10TD)	03.1999->	LX572		OC100	KX85D / KX87D	
406 Sedan/Coupe/Familiar	2.0 ST EW10J4 (RFN)	01.1999->11.2002	LX572		OC100	KL583 / KL72	
406 Sedan/Coupe/Familiar	2.0 XU10JR4 (RFV)	02.1996->10.2003	LX572			KL583 / KL72	
406 Sedan/Coupe/Familiar	2.1 12V SVTD	11.1997->	LX572		OC100	KX63/1	
406 Sedan/Coupe/Familiar	2.2 EW12J4 (3FZ)	06.2001->06.2004	LX572		OC100	KL583	
406 Sedan/Coupe/Familiar	3.0 V6 ES9J4 (XFZ)	01.1998->11.2002	LX572		OC100	KL583 / KL60 / KL72	
407 Sedan/SW/Coupe	2.0 EW10A	11.2006->			OC100 / OX339/2D		
407 Sedan/SW/Coupe	2.0 Hdi DW10BTED4 (RHR)	11.2005->			OX339/2D	KX201 / KX201D	
407 Sedan/SW/Coupe	2.2 HDI DW12B (4HT)	11.2005->12.2011			OX339/2D	KX201 / KX201D	
407 Sedan/SW/Coupe	3.0 V6 ES9A (XFV)	11.2005->			OC100		

(*) Filtros en desarrollo

APLICACIÓN / APPLICATION	MOTOR / ENGINE	AÑO / YEAR	 1°	 2°			OTROS / OTHERS
PEUGEOT							
407 Sedan/SW/Coupe	1.6 HDi 16V DV6TED4 80 109	06/04->	LX4164				
408	1.6N THP (Sport) EP6CDT		LX2033				LAK138
408	2.0L 16V (Allure / Feline) EW10A	06.2011->					LAK138
408	1.6 HDi 110 FAP DV6CTED	03.2010->	LX2995	OX171/2D	KL788		
504	2.3 8V SLD / GD / GRD Diesel	07.1997->	LX2853	OC100 / OC99	KX23		
504	2.3 D (A40, A45) 134 (XD2)	07.1975->07.1986	LX290	OC99 / OC993			
504	2.3 SRDT- Rural		LX290				
504		01.1971->12.1984		OC984			
505	2.0 Ti, Sti - 829 (ZEJ)	08.1979->10.1986			KL29		
505	2.0 106E (XN1A)	09.1985->10.1986		OC100	KL445 / KL29		
505	2.0 GR XN1 (106)	02.1983->11.1985		OC984			
505	2.3 D SRD		LX290	OC99 / OC993			
505	2.3 TD SRDT		LX290				
505	2.5 TD XD3-T	04.1985->10.1996		OC99 / OC993			
508	2.0 HDi (DW10CTED4)	11/10->	LX4166				
508	2.2 HDi (DW12C)	11/10->	LX4166				
605	2.0	06.1989->12.1999		OC100			LA26
605	2.0 16V RFV (XU10J4R)	07.1994->12.1999		OC100			LA26
605	2.0 RFZ (XU10J2Z)	06.1989->12.1999		OC100	KL2		LA26
605	2.0 Turbo RGY (XU10J2TE)	07.1992->12.1999		OC100	KL2		LA26
605	2.0 XU10J2TE (RGY)	01.1992->10.1997		OC100	KL2		LA26
605	2.0 XU10J4R/L/Z (RFV)	01.1992->10.1997		OC100	KL2		LA26
605	3.0 V6 3.0 V6	04.1997->12.1999		OC100	KL2		LA26
605	3.0 V6 ES9J4 (XFZ)	01.1992->09.2000			KL2		
607	3.0 V6 ES9J4S (XFX)	01.2000->07.2009	LX572	OC100	KL583		
806	2.0 Hdi RHW / RHZ (DW10ATED/4)	08.1999->08.2002	LX572	OC100	KX87D		
806	2.0 ST EW10J4 (RFN)	07.2000->08.2002	LX572	OC100	KL2 / KL583		
806	2.0 XU10J2C/Z (RFU)	01.1993->09.1998		OC100	KL2		
807	2.0 Hdi DW10 ATED4	06.2002->	LX572	OC100	KX85D / KX87D		
3008	1.6 Hdi DV6CTED	05.2010->		OX171/2D			LA428/S
3008	1.6 THP EP6DT	06.2009->	LX2023 / LX2033	OX339/2D	KL583		
3008	2.0 HDi DW10	06.2009->			KX331D		LA428/S
4008	2.0i		LX2616				
106 Quicksilver	1.1i 8V HDY	01.1997->07.2001->	LX384	OX193D / OC100	KL60		
106 Quicksilver	1.4i 8V TU3M		LX384	OC100 / OX193D	KL60		
106 XN / XR	1.4i 8V	11.1997->	LX384	OC100	KL583		
205 Cabrio	1.4i 8V TU3F2 (K2D)	01.1993->10.1995	LX384	OC100	KL583		
205 Cabrio	1.6i	06.1994->		OC100	KL2		
205 GTI	1.6 TU3MC			OC100			
205 GTI	1.6 XUA5JA	06.1994->		OC100			
205 GTI	1.9 XU9JA	06.1994->		OC100			
206 Cabrio Coupe	2.0 16V EW10J4 (RFN)	10.2000->11.2009	LX642	OC100	KL583 / KL72		LA57
207 CC	1.6 E5W	11.2008->	LX1745	OX339/2D	KL583 / KL72		
207 RC	1.6 THP 175 cv	11.2009->		OX339/2D	KL583		
207 RC / CC	1.6 THP EP6 DTS	09.2006->		OX339/2D	KL583 / KL72		
306 Break	1.4i 8V TU3JP/L3 (KFX)	06.1996->05.1998	LX488	OX193D	KL60		
306 Break	1.8 16V XU7JP/Z (LFZ)	01.1998->09.1999	LX488 / LX744	OC100	KL583 / KL60 / KL72		
306 Break	1.8 16V XU7JP4 (LFY)	03.1997->07.2001	LX488 / LX744	OC100	KL583 / KL60 / KL72		
306 Break	1.9 Td D8B XUD9 A/L	07.1995->08.2000		OC100	KX63/1		
306 Break	1.9 Tdi D8A XUD9TE (DHY)	01.1999->10.2002	LX852	OC100	KL583 / KX63/1		
306 Break	1.9D DW8/LW3 (WJZ)	01.1999->08.2003	LX486	OC100	KL583 / KX63/1		

APLICACIÓN / APPLICATION	MOTOR / ENGINE	AÑO / YEAR	 1°	 2°			OTROS / OTHERS
PEUGEOT							
306 Break	2.0 Hdi DW10TD (RHY)	01.2000->08.2003	LX645/1 / LX694	OC100	KL583		
306 Cabrio	2.0 XU10J4R/L3 (RFV)	05.1997->06.2002	LX488 / LX744	OC100	KL60		
306 Coupe	1.6 TU5JP/Z (NFZ)	02.1995->10.2000	LX744	OC100	KL60		
306 Coupe	1.8 16V XU7JP4/L3	05.1998->06.1999	LX744	OC100	KL60 / KL72		
306 Coupe	2.0 16V XU10J4RS/L3 (RFS)	01.1997->06.1999	LX488 / LX744	OC100	KL60		
306 Coupe / Cabrio	2.0 XU10J2CL/Z (RXF)	02.1995->11.1997	LX488	OC100	KL60		
307 CC	2.0 138 cv EW10A	04.2005->03.2009	LX1765	OX339/2D	KL583 / KL72	LA138 / LAK138	
307 CC	2.0 180 cv EW10J4S	04.2005->	LX1045	OC100	KL583 / KL72	LA138 / LAK138	
307 CC / SW	2.0 143 cv EW10A	10.2005->	LX1765	OX339/2D	KL583 / KL72	LA138 / LAK138	
307 SW	1.6 Hdi 110 DV6TED4	10.2005->	LX1452	OX171/2D	KL431	LA138 / LAK138	
307 SW	2.0 EW10J4 (RFN)	01.2001->10.2007	LX1044	OX193D / OC100	KL583 / KL72	LA138 / LAK138	
308 CC	1.6 16V THP EP6DT	09.2007->04.2010		OX339/2D	KL583	LA138 / LAK138	
308 CC	1.6T 152 cv EP6DT	11.2009->		OX339/2D	KL583 / KL72	LA138 / LAK138	
504/Pick Up	2.0 G XN2	01.1983->10.2000		OC984 / OC99	KL2 / KL222 / KL63		
504/Pick Up	2.3 D XD2	05.1987->12.2000	LX2853	OC100 / OC99	KX23		
505/Grand Tour	2.5 SRD XD3	04.1986->11.1995		OC99 / OC993			
Boxer	1.9 Td	05.1994->08.1998	LX611	OC100	KX23		
Boxer	1.9D XUD9AU (DB9)	01.1995->06.2003	LX478/1	OC100	KX23	LA123	
Boxer	2.3 HDI F1A	04.2010->	LX611	OC570	KX208D		
Boxer	2.5 Td DJ5T (T8A)	02.1998->10.2001	LX478/1 / LX611	OC248	KC18 / KX23	LA123	
Boxer	2.5d DJ5 (T9A)	02.1998->10.2001	LX478/1 / LX611	OC248	KC18		
Boxer	2.8 Hdi 8140.43S	10.2006->03.2010	LX611	OC248	KX208D	LA123	
Boxer	2.8D F.28D	04.1999->11.2004	LX611		KX23		
Expert	1.6 Hdi 90 DV6UTED4, DV6UC	01.2007->		OX171/2D	KL431		
Expert	1.9 DI DW8	01.2000->	LX572	OC100	KX84D		
Expert	1.9 DI XUD9	01.2000->	LX572	OC100	KX63/1		
Expert	1.9D DW8 (WJZ)	01.1999->07.2006	LX572	OC100	KX84D		
Expert Tepee	2.0 Hdi 120 cv DW10 UTED4	02.2008->12.2009		OX339/2D	KX201		
Expert	1.6 HDi 90 DV6UTED4, DV6UC, DV6DU 66 90	01/07->	LX4164				
Hoggar	1.6 16V TU5JP4	10.2011->	LX1745 / LX1765	OX339/2D	KL583	LA57	
Partner	1.6 Hdi DV6ATED4	04.2008->	LX2995	OX171/2D	KL431	LA428/S	
Partner	1.6 HDi FAP DV6CTED	03.2010->	LX2995	OX171/2D	KL788	LA428/S	
Partner	1.6 HDi FAP DV6DTED4	03.2010->	LX2995	OX171/2D	KL788	LA428/S	
Partner	1.6 HDi, 1.6 HDi FAP DV6BTED4 / DV6ETED4 (E5)	04.2008->	LX2995	OX171/2D	KL788	LA428/S	
Partner	1.6 TU5JP4	04.2008->				LA428/S	
Partner Urbana/Furgon/Patagonica	1.4i 8V TU3JP (KFX)	07.2002->	LX1287	OX193D / OX339/2D	KL583	LA138	
Partner Urbana/Furgon/Patagonica	1.6 N TU5JP4 (NFU)	02.2003->01.2005	LX1287	OX339/2D	KL583	LA8 / LA184	
Partner Urbana/Furgon/Patagonica	1.8 8V	01.1997->03.2001	LX488	OC100		LA8	
Partner Urbana/Furgon/Patagonica	1.8 8V XU7JB (LFX)	02.1998->08.2003	LX488	OC100	KL583		
Partner Urbana/Furgon/Patagonica	1.8 8V XU7JP (LFZ)	05.1997->12.2002	LX488	OC100		LA8	
Partner Urbana/Furgon/Patagonica	1.8D XUD7 (A9A)	06.1996->12.2002		OC100		LA8	
Partner Urbana/Furgon/Patagonica	1.9 D DW8	01.2001->	LX486	OC100	KX84D	LA8	
Partner Urbana/Furgon/Patagonica	1.9 D DW8 (WJY)	02.1998->01.2001	LX642 / LX486	OC100	KX63/1 / KX84D	LA8	

(*) Filtros en desarrollo

APLICACIÓN / APPLICATION

MOTOR / ENGINE

AÑO / YEAR



1°

2°



OTROS / OTHERS

PEUGEOT

Partner Urbana/Furgon/Patagonica	1.9 D DW8B	11.2002->	LX1568	OC100	KX84D	LA184	
Partner Urbana/Furgon/Patagonica	1.9 D XUD9A (D9B)	01.1997->08.2001	LX642 / LX486	OC100	KX87D	LA8	
Partner Urbana/Furgon/Patagonica	2.0 Hdi DW10TD (RHY)	06.1999->12.2009	LX694 / LX1568	OC100	KX85D / KX87D	LA8 / LA184	
RCZ	1.6 16V THP	02.2011->	LX2033	OX339/2D		LA138	
RCZ	1.6 16V EP6CDT	03.2013->				LAK138	

PORSCHE

911 - Carrera	2.7 RS	09.1972->08.1975		OX128/1D Eco	KL184		
911	3.4 CARRERA MOTOR MA1.04		LX2974	OX128/1D / OX254D4		LAK32/1	
911	3.4 CARRERA MOTOR M 96.01			OX128/1D		LAK32/1	
911	3.6 CARRERA motor M 96.05		LX582/1				
911	3.8 Carrera S motor MA1.03, MAB.03		LX2974				
924	2.0	03.1985->09.1988		OC47	KL184		
Cayman S	3.4 M97.21	11.2007 04.2010	LX1009/6	OX128/1D Eco			
Cayman	2.7 M97.20	11.2007 04.2010		OX128/1D Eco			
Boxster/Spyder	2.7 M96.23	10.2007 10.2011		OX128/1D Eco			
BOXSTER S	3.4		LX1009/6	OX128/1D			
Cayman II	2.7 M97.20	09.2009 11.2012		OX128/1D Eco			
Cayman S II	3.4 M97.21	09.2009 11.2012	LX1009/6	OX128/1D Eco			
Cayenne	3.6 V6 M55/01	04.2003	LX793	OX160D Eco / OX160/D / OX983D		LAK182	
Cayenne	3.0 V6 Tdi CASA	04.2011	LX793 / LX2024/1		KX341		
Cayenne Turbo	4.8 M48/50	10.2003	LX793			LAK182	
Cayenne S	4.8 M48/00	10.2003	LX793			LAK182	
Cayenne GTS	4.8 M48/01G	10.2004 10.2011	LX793	OX 254D4 ECO*		LAK182	
CAYENNE	4.8 TURBO motor M 48.52		LX2024/1			LAK855	
PANAMERA	4.8 S motor M 48.20		LX3772			LAK120	

RENAULT

12	1.4 M-1400	05.1983->06.1995	LX2852	OC985 / OC992			
12	1.6 C2L-710	01.1989->06.1995	LX2852	OC985 / OC992			
19 Bicuervo	1.4 E6J-700	05.1993->12.1998	LX290	OC318	KL2 / KL222 / KL63		
19 Bicuervo	1.6i C3L-794	05.1993->10.2001	LX290 / LX81	OC704/1	KL2 / KL222 / KL63		
19 Bicuervo/Coupe	1.8 F3P-710	05.1993->12.1998	LX330	OC704/1	KL2		
19 Tricuervo	1.6 C2L-790	01.1994->11.2001	LX290 / LX81	OC704/1	KL2		
19 Tricuervo	1.7 F3N-740 / 741	01.1994->04.1998	LX330	OC992	KL2 / KL63		
19 Tricuervo	1.7 F3N-742 / 743	11.1989->05.1994	LX330	OC992	KL2 / KL222/ KL63		
19 Tricuervo	1.8 F3P-684	02.1993->04.1998	LX330		KL2 / KX23		
19 Tricuervo	1.9d F8Q-740	05.1991->11.1996	LX330	OC1009	KX23		
19 Tricuervo/Cabrio/Coupe	1.8 16V F7P-700	10.1989->12.1997	LX330	OC704/1	KL2		
160.08/ .10/ .12		05.2006->	LX2068	OX426D	KC384D / KX230D		AL26
180.08/ .10/ .12		05.2006->	LX2068				
190.08/ .10/ .12/ .13/ .14/ .16		05.2006->	LX2068	OX426D	KC384D / KX230D		AL26
220.08/ .10/ .12/ .13/ .14/ .16		05.2006->	LX2068	OX426D	KC384D / KX230D		AL26

APLICACIÓN / APPLICATION

MOTOR / ENGINE

AÑO / YEAR



1°

2°



OTROS / OTHERS

RENAULT

APLICACIÓN / APPLICATION	MOTOR / ENGINE	AÑO / YEAR	1°	2°				OTROS / OTHERS
240.12/ .13/ .14/ .15/ .16/ .18		05.2006->	LX2068		OX426D	KC384D / KX230D		AL26
270.18 dCi	dCi6-270	04.2001->05.2006	LX713	LXS224	OC121	KC197		HX15 / AL12 / AL14
270.12/ .13/ .14/ .15/ .16/ .18		05.2006->	LX2068					
270.19		05.2006->			OX426D	KX230D		
280.12/ .13/ .14/ .16/ .18/ .26		05.2006->	LX2068		OX426D	KC384D / KX230D		AL26
310.18/ .19/ .26					OX426D	KX230D		
320.18/ .26		05.2006->	LX2068		OX426D	KC384D		
330.18		05.2006->	LX2068		OC370			
330	DXi11					KC491D		
340.18/ .19/ .26		05.2006->	LX2068		OX426D / OC370	KX230D		
370.18/ .26		05.2006->	LX2068		OC370	KC300		
380.18/ .19/ .26/ .32		05.2006->	LX2068		OC370	KC300		
380 DXi (Kerax)	DXi 11 Euro 5	02.2013->	LX2081	LX223		KC251 / KC429D		
410.18/ .24/ .25/ .26		05.2006->	LX2068		OC370			
420 dCi (Kerax)	dCi11-420	11.2001->	LX774	LXS223				
420 dCi (Kerax)	dCi11-420	01.2011->	LX713	LXS224	OC121	KC197		HX15 / AL12
430.18/ .19/ .26/ .32		05.2006->	LX2068		OC370			
440.18/ .19/ .26/ .32		05.2006->	LX2068		OC370			
440 DXi (Kerax)	DXi 11 Euro 4/5	05.2006->	LX774	LXS223		KC251		
440.19 E Tech BT 4x2 Z1		01.2000->	LX713	LXS224	OC121	KC197		HX15
450.18/ .24/ .25/ .26		05.2006->	LX2068		OC370			
460.18/ .19/ .25/ .26/ .32		05.2006->	LX2068		OC370			
500.32		05.2006->			OC370			
AE 420		04.1990->05.1996			OC121	KC24		HX15
AE 440 E-Tech		04.2000->05.2005			OC121			HX15
Authentic Dci 320 / Exclusive 370 Dci / F1 Team		05.2011->	LX713	LXS224	OC121	KC197		HX15
Bergantín - Carabela - Danphine - Estanciera - Gordini		->01.1964			OX214D	KL63		
Captur	2.0 16v Motor F4R-400		LX3542					
Clio	1.4 E7J-757	10.1992->04.1995	LX317		OC309 / OC704/1	KL2 / KL63 / KL583	LA87	
Clio	1.6 8V C3L	05.1993->10.2001	LX317		OC704			
Clio	1.6 8V C3L-794	03.1991->08.2000	LX646 / LX330		OC309	KL2 / KL222 / KL63		
Clio	1.9 D (B/C/S576,B/C/S5) F8Q 732	01.1991->08.1998			OC199			
Clio	1.9 D RL, RN, RT	->12.1997			OC199			
Clio	1.9D F8Q-676	02.1996->10.2000	LX329		OC309	KX81D / KX333		
Clio Williams	2.0 150 cv F7R-700	10.1994->04.1996	LX2830					
Clio2	1.2 16V D4F-706	06.1999->04.2008	LX788		OX209D / OC475	KL583 / KL72		
Clio2	1.2 16V D4F-712/722	01.2008->	LX1655		OC475	KL583	LA87	
Clio2	1.5 dci K9K718 / K9K716	06.2001->07.2009	LX1258		OC309	KL430 / KL600D		
Clio2	1.6 16V K4M-740	06.2001->05.2009	LX773		OC309	KL583 / KL72	LA230	
Clio2	1.6 16V K4M-748	08.1998->11.2005	LX773		OC309	KL583 / KL72	LA230	
Clio2	1.6 8V K7M-740 AJ	06.1999->04.2003	LX773		OC309	KL583 / KL72	LA230	
Clio2	1.6 8V K7M-746	06.1999->04.2003	LX773		OC309	KL583 / KL72	LA230	
Clio2	1.9D F8Q-630	01.1999->11.2009	LX824		OC309	KX81D		
Clio2	1.9D F9Q-780	01.1999->11.2009	LX704/1		OC309	KX79D / KX81D		
Clio2	2.0 16V F4R-730	06.2000->05.2005	LX2830		OC309	KL583		
Clio2	2.0 16V F4R-736	06.2000->05.2005	LX2830		OC309	KL583		
Duster	2.0 16V F4R-400	10.2011	LX957 / LX957/2 / LX3542		OC309	KL583	LA665	
Duster	1.6 16V K4M-690	10.2011	LX773		OC309	KL583	LA665 / LA230	
Duster Oroch	2.0 16V F4R-412	03.2016	LX957 / LX957/2 / LX3542		OC309	KL583	LA665	

(*) Filtros en desarrollo

APLICACIÓN / APPLICATION

MOTOR / ENGINE

AÑO / YEAR



1°



2°



OTROS / OTHERS

RENAULT

APLICACIÓN / APPLICATION	MOTOR / ENGINE	AÑO / YEAR	1°	2°				OTROS / OTHERS
Duster Oroch	1.6 16V K4M-842	03.2016	LX773		OC309	KL583	LA665 / LA230	
Espace	2.2 J7T-772	02.1991->10.1997	LX290			KL2		
Express	1.9D F8Q	03.1998->08.2000	LX329			KX81D/ KX333		
Express	1.9D F8Q-682	07.1995->09.2002	LX329			KX81D/ KX333		
Express	1.9 D	->12.1997			OC199			
Fluence	1.6 16V K4M-838	12.2010->	LX1748		OC309	KL583 / KL72	LA820	
Fluence PH2	1.6 16V K4M-838	10.2014					LAK684	
Fluence	2.0 16V M4R-714	12.2010->				KL583 / KL72	LAK684	
Fuego	2.0 J6R-714	02.1981->11.1986	LX290			KL222 / KL63		
G 300 Manager	MIDR 06.20.45	04.1990->05.1996			OC121	KC24		HX15 / AL12
Grand Scenic	2.0 F4R Z 770	10.2007->10.2009			OC309	KL583 / KL72		
Grand Scenic III	1.6 DCI				OX389/1D			
HD 370 DXi	DXi 11 Euro 4/5	06.2011->	LX713	LXS224	OC121	KC197		HX15 / AL12
HR 340	MIDR 06.20.45	04.1996->05.2001	LX774	LXS223	OC121	KC24		HX15
HR 385 / HR 385.19 T	MIDR 06.23.56	04.1996->12.2001	LX774	LXS223	OC121	KC24		HX15
HR 420 dCi	dCi 11B/43	04.2011->	LX713	LXS224	OC121	KC197		HX15 / AL12
Kangoo	1.2 D7F-720	04.2001->11.2002	LX788 / LX824		OX209D	KL583 / KL72		
Kangoo	1.4 E7J-780	02.1998->10.2001	LX488		OC309	KL583 / KL72		
Kangoo	1.5 dci K9K / K9K-702 / K9K-710	07.2001->	LX1258 / LX2631		OC309	KL430 / KL600D / KL633D		
Kangoo	1.6 16V K4M-706	02.2003->01.2009	LX773		OC309	KL583 / KL72	LA609	
Kangoo	1.6 16V K4M-730	02.2003->	LX773		OC309	KL583 / KL72		
Kangoo	1.6 8V E7F	02.1998->10.2001	LX488		OC196 / OC259	KL583 / KL72	LA87	
Kangoo	1.6 8V K7M-746	10.1999->04.2007	LX2830 / LX646		OC309	KL583 / KL72	LA609	
Kangoo	1.9 D F8Q-630	01.1999->01.2009	LX824		OC309	KX81D / KX79D		
Kangoo	1.9 D F8Q-632	01.2003->	LX993		OC309	KX81D / KX79D		
Koleos	2.5 16V 2TRB700	09.2008->	LX1266		OC195			
Laguna / Nevada	2.0 F3R-722	01.1994->10.1999	LX330		OC309		LA23	
Laguna / Nevada	2.0 F3R-728	09.1996->07.1998			OC309		LA23	
Laguna / Nevada	2.0 N7Q-710	05.1993->12.1998	LX475		OC99 / OC993	KL583 / KL72	LA23	
Laguna / Nevada	2.2 D G8T	09.1996->07.1998	LX452					
Laguna II / Gtour	1.9 dCi F9Q-750	03.2003->04.2009	LX742		OC309 / OC704/1	KX206D		
Laguna II / Gtour	2.0 16V N7Q-710	03.2003->04.2009	LX773		OC309 / OC993	KL583 / KL72		
Laguna II / Gtour	3.0 V6 24V L7X-731	03.2003->06.2009	LX742			KL583 / KL72	LA23	
Laguna2 / Nevada	1.8 16V F4P-770	06.1998->08.2002	LX773		OC309	KL583 / KL72		
Laguna2 / Nevada	1.9 dTi F9Qt-716	06.1998->08.2002			OC309	KX79D		
Laguna2 / Nevada	2.0 F4R-780	06.1998->08.2002			OC309	KL583 / KL72		
Latitude	2.0 16V M4R	02.2011->				KL583 / KL72		
Logan	1.5 dci K9K-700	02.2007->	LX1258		OC309	KL781	LA665 / LA230	
Logan	1.6 16V K4M-706	02.2007->09.2010	LX773		OC309	KL583 / KL72	LA665 / LA230	
Logan	1.6 8V K7M	05.2007->	LX2830		OC309	KL583 / KL72	LA665 / LA230	
Logan 2	1.6 8V K7M-812	11.2013->	LX2061/1		OC309	KL583	LA665 / LA230	
M 210 Midliner	MIDR 06.02.26 W	04.1989->05.2000	LX227	LXS42/1	OC121	KC24		HX15
M 230 Midliner	MIDR 06.02.26	06.1989->05.2000	LX227	LXS42/1	OC121	KC24		HX15
Magnum AE 420	MIDR 06.35.40	10.1992->11.1996			OC121	KC24		HX15
Master III	2.3 DCI M9T676 / 686 / 690 / 692 / 696 / 698	05.2013->	LX1883		OX389/1D	KX338/22D		
Master Furgon / Chasis	2.5 dCi G9U-724	09.2009->	LX1886		OX210D / OX441D	KX218D		
Master Furgon / Minibus / Chasis	2.5 D G8U	01.2001->04.2007	LX876			KX206D		

APLICACIÓN / APPLICATION

MOTOR / ENGINE

AÑO / YEAR



1°

2°



OTROS / OTHERS

RENAULT

APLICACIÓN / APPLICATION	MOTOR / ENGINE	AÑO / YEAR	1°	2°				OTROS / OTHERS
Master Furgon / Minibus / Chasis	2.5 D G8U	06.1998->06.2001	LX876		OC248	KX206D		
Master Furgon / Minibus / Chasis	2.5 D S8U-770	06.1998->06.2001	LX876					
Master Furgon / Minibus / Chasis	2.5 dCi 120 cv G9U-750	10.2003->07.2006	LX1886 / LX1656		OX210D / OX441D Eco	KX218D		
Master Furgon / Minibus / Chasis	2.8 Td G9U	01.2001->04.2007	LX1886 / LX876		OC248	KX206D / KC444		
Master Furgon / Minibus / Chasis	2.8 Td S9W-702	06.1998->06.2001	LX876		OC248	KX206D		
Master Furgon / Minibus / Chasis	2.8D Aspirado 2.8D	03.2003->09.2006	LX876		OC248	KX206D		
Midlum	300 dCi	03.2000 05.2007	LX2068		OX426	KX230 / KC84		
Midlum	270 dCi	03.2000 05.2007	LX2068		OX426	KX230 / KC84		
Midlum	300T dCi	04.2004	LX2068		OX426	KX230 / KC84		
ME 160 Midliner	MIDS 06.02.12 B	01.1990->05.2000	LX227	LXS42/1	OC121	KC24		HX15
Megane	1.6 8V K7M-702 / 720	10.1997->	LX317		OC704/1	KL583 / KL72		
Megane	1.9 D F8Q-622	03.1999->	LX773		OC309	KX81D / KX79D		
Megane	1.9 dTi F9Q 731 / 736	03.1999->	LX704/1		OC309	KX79D	LA87	
Megane	1.9 Td F8Q-784	09.1997->10.1999	LX519			KX63/1 / KX79D		
Megane	2.0 F3P/F3R-750	09.1997->10.1999	LX330		OC704/1 / OC309	KL583 / KL72		
Megane Cabrio / Coupe	2.0 150 cv F7R-714	08.1997->11.2000	LX330		OC309	KL583 / KL72		
Megane II	1.6 16V K4M-706	01.1999->11.2009	LX773		OC309	KL582 / KL583 / KL72		
Megane II	1.9 dTi F9Q-734	10.2002->10.2003	LX957/3		OC704/1	KX206D		
Megane II	2.0 F5R-740	08.2002->08.2008	LX957/3		OC309	KL583		
Megane II / GTour	1.5 dCi K9K-722	10.2002->06.2005	LX957 / LX1045		OC309		LA175	
Megane II / GTour	1.5 dci K9K-728	05.2006->11.2010	LX957 / LX1045 / LX957/2		OC309		LA175	
Megane II / GTour	1.6 16V K4M-760	05.2006->	LX773		OC309	KL583 / KL72	LA606	
Megane II / GTour	1.6 16V K4M-762	05.2006->	LX773		OC309	KL582 / KL583 / KL72	LA606	
Megane II / GTour	1.9 dCi F8Q-800	02.2005->05.2006			OC704	KX206D		
Megane II / GTour	1.9 Dci F9Q-800	05.2007->11.2008	LX957/3		OC704/1	KX206D		
Megane II / GTour	1.9 Dci F9Q-800	10.2002->06.2005	LX957/3		OC704/1	KX206D	LA175	
Megane II / GTour	2.0 16V F4R-770	02.2005->	LX957/3		OC309	KL583 / KL72	LA606	
Megane II Coupe / Cabrio	1.6 16V 110 cv K4M-700	05.2000->07.2002	LX773		OC309	KL583 / KL72		
Megane II Coupe / Cabrio	2.0 115 cv F3R-798	08.1997->09.2003	LX330		OC309	KL583 / KL72		
Megane III	2.0 16V M4R 711	04.2009->	LX1748		OC195	KL583 / KL72	LAK684	
Midliner MS 230					OC121			
Premium Lander HL 380 Dxi	DXi 11 Euro 4/5	06.2009->	LX2081	LX223		KC429D		
R11	1.4 C2J-766	03.1984->03.1994	LX81		OC985 / OC992	KL2 / KL222 / KL63		
R11	1.4 M-1400	05.1986->01.1989	LX81		OC985 / OC992	KL2 / KL222 / KL63		
R11	1.4 Turbo C1J-770	05.1986->01.1989			OC985	KL2 / KL63		
R11	1.6	01.1990->	LX81		OC985 / OC992	KL2 / KL63		
R11	1.6 C2L	02.1990->09.1993	LX81					
R11	1.6 C2L-700	09.1989->08.1994			OC985			
R11	1.6 C2L-710	06.1987->09.1995	LX81					
R11	1.6 C2L-790	03.1994->09.1995	LX81					
R18	1.4 M-1400	03.1981->11.1984	LX2852		OC985 / OC992	KL63		
R18	1.4 M-1400	03.1983->10.1991	LX2852		OC985 / OC992	KX23		
R18	1.6	01.1990->	LX2852		OC992			
R18	1.6 C2L	03.1983->10.1991	LX290			KL2		
R18	2.0 JR6	03.1983->10.1991	LX290			KL63		
R18	2.0 JR6	02.1992->11.1995	LX290			KL63		
R18	2.0 M-2000	03.1983->10.1991	LX290			KL63		
R18	2.1d J8S-736	04.1988->10.1993	LX147		OC1009	KX24		
R21 / Nevada / Alize	1.7 F3N-726	01.1991->11.1995	LX290 / LX330		OC1009	KL63		

(*) Filtros en desarrollo

APLICACIÓN / APPLICATION

MOTOR / ENGINE

AÑO / YEAR



1°

2°



OTROS / OTHERS

RENAULT

APLICACIÓN / APPLICATION	MOTOR / ENGINE	AÑO / YEAR	1°	2°			OTROS / OTHERS
R21 / Nevada / Alize	2.1D J8S-600	07.1995->07.1997	LX147 / LX330		OC1009	KX24	
R21 / Nevada / Alize	2.2 J6T	01.1990->07.1997	LX290		OC1009	KL2 / KL222 / KL63	
R21 / Nevada / Alize	2.2iE J7T-730/731	03.1992->10.1994	LX290		OC1009	KL2	
R21 / Nevada / Alize	2.2iE J7T-790	03.1992->07.1997	LX290		OC1009	KL2	
R4	0.8 B1B-07	04.1976->02.1985			OC985	KL63	
R4	1.0 C1C-708	02.1986->08.1990			OC985	KL63	
R4	1.1 C1E-718	01.1981->05.1990			OC985	KL63	
R4	1.4 M-1400	05.1982->01.1987			OC985		
R6	1.4 M-1400	05.1982->01.1987			OC985		
R9	1.4 C2J	02.1990->09.1993	LX81		OC985 / OC992	KL2	
R9	1.4 C2J-794	11.1987->06.1992	LX81		OC985 / OC992	KL2	
R9	1.4 M-1400	05.1986->01.1989	LX81		OC985 / OC992		
R9	1.6 C2L-700	09.1989->08.1994	LX81		OC985 / OC992	KL2	
R9	1.6 C2L-790	04.1994->10.1997	LX81		OC985 / OC992	KL2	
Rodeo	1.5D		LX147		OC1009	KX24	
Sandero	1.5 DCi K9K-700	02.2008->	LX1258		OC309	KL600 / KL404/25	LA665
Sandero	1.6 8V K7M-710	05.2009->	LX2830		OC309	KL582 / KL583 / KL72	LA665
Sandero / Stepway	1.6 16V K4M-706	02.2008->	LX773		OC309	KL583 / KL72	LA665
SANDERO	2.0 16V Motor F4R-400		LX3542				
Scenic	2.0 115 cv F3R-798	02.1998->10.2001	LX330		OC309	KL583 / KL72	
Scenic	2.0 F4R-741	05.1999->10.2003	LX330		OC309	KL583 / KL72	
Scenic2	1.6 16V K4M-706	06.2001->	LX773		OC309	KL583 / KL72	
Scenic2	1.9 dTi F9Q-734	06.2001->11.2002	LX519 / LX704/1		OC309	KX63/1 / KX81D / KX79D	
Scenic2	1.9 dTi F9Q-736	06.2001->11.2009	LX519 / LX704/1		OC309	KX63/1 / KX81D / KX79D	
Scenic2	2.0 16V F4R	06.2004->11.2009	LX773		OC309	KL583 / KL72	
Scenic2	2.0 16V F4R-740	06.2001->01.2004	LX773		OC309	KL583 / KL72	LA609
Scenic III	1.6 DCi				OX389/1D		
Symbol	1.5 dCi K9K 700	01.2009->	LX1258		OC309	KL600 / KL404/25 / KL633D	
Symbol	1.6 16V K4M-706	01.2009->	LX773		OC309	KL583 / KL72	
Symbol	1.6 8V K7M	01.2009->	LX2830		OC309	KL583 / KL72	
Trafic	1.4 M-1400	05.1988->01.1994	LX290		OC992 / OC985		
Trafic	2.1D		LX147		OC1009	KX24	
Trafic Furgon	1.4 C1J-768	03.1986->08.1997	LX290		OC992 / OC985	KL2 / KL222 / KL63	
Trafic Furgon / Rodeo	1.9D F8Q-606	02.1988->10.2002	LX147			KX79D	
Trafic Furgon / Rodeo	2.2 J5T	02.1988->09.1998	LX290			KL2 / KL222	
Twingo	1.1 D7F-700/701	03.1997->08.2003	LX646		OC196 / OC259	KL583 / KL72	
Twingo	1.2 16V D4F-708	07.2004->06.2007	LX788		OC475	KL583 / KL72	
Twingo	1.2 C3G-700	01.1992->05.2000	LX509		OX209D	KL2 / KL222 / KL583 / KL63 / KL72	

APLICACIÓN / APPLICATION

MOTOR / ENGINE

AÑO / YEAR



1°

2°



OTROS / OTHERS

ROVER

25	1.4 16V K 1.4	02.2000->	LX632					
25	1.6 16V K 1.6	02.2001->06.2006	LX632					
25	2.0 Tdi 20T2N	02.2001->06.2006	LX719			KL41		
45	1.4 16V K 1.4	02.2000->	LX719					
45	1.6 16V K 1.6	02.2000->	LX719					
45	1.8 16V K 1.8	02.2000->	LX719					
45	2.0 Tdi 20T2N	09.2001->06.2006	LX719			KL41		
45	2.0 V6 KV6	02.2000->	LX719					
114	1.4 Gti K8-1/4	02.1992->10.1993	LX632					
114	14 K4F					KL158		
214	1.4 14K4F	04.1992->12.1999	LX632					
216	1.6 16V K 1.6	10.1989->	LX632					
220	2.0 20T4	09.1993->05.1997	LX632					
220	2.0 Tdi 20T2N	05.1996->10.1999	LX632					
414	1.4 K16-1/4	02.1992->10.1997	LX632					
416	1.6 16V K 1.6	02.1992->10.2000	LX719					
420	2.0 20T4	12.1995->03.2000	LX719					
420	2.0 Tdi 20T2N	04.1996->06.2000	LX719 / LX632			KL41		
820	2.0 20T4	05.1992->09.1999	LX632					
820 Si	2.0i					KL184		
820 Ti	2.0i					KL184		





SAAB





900	2.5 24V B258I	10.1993->02.1996	LX414		OC90			
9000	3.0 V6 24V B308I	07.1993->12.1998			OC90	KL29		
9.3	2.2 TiD 16V SE	03.1998->			OX785	KX78D		

SCANIA

11, 12, 18		09.2006->						HX80
1671502	Power Pack Motores Estacionarios					KX88/1D		
111 - 115 - 116 (Double Decker)	DS11 - DN11	01.1975->09.1992	LX271/2	LXS43/1	OC18 / OC83	KC24 / KX89/2D		HX15
113 E/380								HX80
113 H/360								HX80
114C	DSC11	01.1994->06.1998	LX714		OC175 / OC121 / OC18	KC94 / KC575 / KC636*		HX15
94 / 124 Serie 4 - Classe D	DS9-DS11-DS12	07.1998->	LX1069	LXS262	OC121	KC94 / KC575 / KC636* / KC441	LA650	AL27*
94/ 124 Serie 4 - Classe D	DSC9/ DSC12 (original 1421021)	->06.1998	LX712		OC121	KC94 / KC575 / KC636* / KC441	LA650	HX15 / AL27*
Cart.Segur. SCANIA - P93H - DS9 - Turbocooler - 95->				LXS44/1				
Cart.Segur. SCANIA - P94 - DSC11 75- DSC9 12 (orig.1423414)		01.1998->		LXS262				
Cart.Segur.Scania Superbajo				LXS43/1				
Century 12.85		09.2002->						HX80
Filtro de Adblue 1545482/ 1761034/ 1795459/ 1852188/ 1907422								UX1D
F112HL	DN11	06.1975->	LX271/2	LXS43/1	OC18	KC24 / KX89/2D		HX15
F113 HL	DSC 11-78	01.1997->	LX271/2	LXS43/1	OC18 / OC83	KC24 / KX89/2D		HX15 / WFC3
F94	DSC 9-11 220 cv	01.1998->04.2000	LX1069/1 / LX712	LXS262	OC403 / OC246	KC121 / KC124 / KC94 / KC575 / KC636* / KC441		HX15 / WFC4 / AL14
F94	DSC 9-11	01.2007->				KC509 / KC441		
F94 HB	DSC 9-11 220 cv	01.1998->04.2001	LX531	LXS287	OC403 / OC246	KC94 / KC124 / KC441		HC96 / HX15 / WFC4
Filtro de agua SCANIA N° Orig. 524761								WFC3

(*) Filtros en desarrollo

APLICACIÓN / APPLICATION	MOTOR / ENGINE	AÑO / YEAR					OTROS / OTHERS	
			1°	2°				
SCANIA								
G310 (Euro 4)	DC9 18-310 E4	10.2007->	LX604/1 / LX2839		OC246	KC445	LA502	HX89
G340 (Euro 4)	DC12 10-340 E4	10.2007->	LX604/1		OC246	KC445	LA502	
G360 (Euro 6)	DC13 116-370 E6	10.2013->	LX2839		OX562D	KC445 / KC575 / KC636*	LA502	
G380	D12-17	11.2006->04.2008	LX1069/1	LXS262	OC403 / OC246	KC119 / KC128 / KC445 / KC441		HC96 / WFC4 / AL14
G380	D12-17	01.2007->				KC509 / KC575 / KC636*		
G380	DC12		LX1313/1	LXS312		KC128		HX15 / HC96 / WFC4 / AL14
G380	DC12-17 - Euro 3	01.2008->	LX1313/1	LXS312		KX182/1D / KC128		HX15 / HC96 / WFC4 / AL14
G410 (Euro 6)	DC13 115-410 E6	10.2013->			OX562D	KC445	LA502	
G420	D12-06 - Euro 3	11.2006->04.2008	LX1069/1	LXS262	OC403 / OC246	KC128 / KC445		WFC4 / HC96 / AL14
G420	D12-06 - Euro 3	01.2007->				KC509 / KC575 / KC636*		
G420	D12-06 - Euro 3		LX1313/1	LXS312		KC128		HX15 / HC96 / WFC4 / AL14
G420	DC12-06 - Euro 3	01.2008->	LX1313/1	LXS312		KX182/1D / KC128		HX15 / HC96 / WFC4 / AL14
G440	DT12-18 - Euro 3	11.2006->	LX1313/1	LXS312		KX182/1D / KC128 / KC509		HX15 / HC96 / WFC4 / AL14
G460 (Euro 6)	DC13 124-450 E6	05.2013->			OX562D	KC445	LA502	
G470	DT12-06	11.2006->04.2008	LX1069/1	LXS262	OC403 / OC246	KC128 / KC445		WFC4 / HC96 / AL14
G470	DT12-06	01.2007->				KC509		
G480	Motor DC13 111 EURO 5	2012->				KX542D*		
K 94	DSC 9-15	01.1998->	LX531	LXS287	OC403 / OC246	KC94 / KC124 / KC441		HX15 / HC96 / WFC4
K112	DSC11 - DS14 Interc	11.1986->	LX271/2	LXS43/1	OC18 / OC83	KX89/2D / KC113 / KC24		HX15 / WFC3
K113	DSC 11-21 / 11-23	01.1997->05.2001	LX271/2 / LX241/1	LXS43/1	OC18 / OC175 / OC83	KX89/2D / KC24		HX15 / HC96 / WFC3
K114	DSC 11	01.2003->	LX1313/1	LXS312	OC403 / OC246	KC124 / KC509		HX15 / WFC4
K114	DSC11 - DS14 Interc	11.1986->	LX1313/1 / LX531	LXS287 / LXS312	OC403	KC94 / KC124 / KC123/1 / KC441		HX15 / WFC4 / HC96 / AL12
K124	DC 12 (Euro3)	08.1999->	LX1313/1 / LX531	LXS287 / LXS312	OC403 / OC246	KC124 / KC94 / KC575 / KC636* / KC441		HX15 / HC96 / WFC4
K124	DSC 12-05	01.1998->	LX531 / LX1313/1	LXS287 / LXS312	OC403 / OC246	KC94 / KC123/1 / KC124 / KC441		HX15 / HC96 / WFC4 / AL12
K124 6x2 / Paradiso 1800DD	DSC12 02 360 hp	03.2000->05.2007	LX531	LXS287	OC403	KC94 / KC123/1 / KC441		HX15 / HC96 / WFC4 / AL12
K124 EB / NB	DSC 12	01.1998->12.2006	LX1313/1	LXS312	OC403 / OC246	KC94 / KC124 / KC575 / KC636* / KC441		HX15 / HC96 / WFC4
K124 EB / NB	DSC 12	01.1998->12.2003	LX1313/1	LXS312	OC403 / OC246	KC94 / KC124 / KC575 / KC636* / KC441		HX15 / HC96 / WFC4

APLICACIÓN / APPLICATION	MOTOR / ENGINE	AÑO / YEAR						OTROS / OTHERS
			1°	2°				
SCANIA								
K124 EB / NB	DSC 12	01.2004->	LX1313/1	LXS312	OC403 / OC246	KC94 / KC124 / KC575 / KC636* / KC441		HX15 / HC96 / WFC4
K124 IB	DC 12 (Euro3)	08.1999->	LX531	LXS287	OC403	KC94 / KC123/1 / KC441		HX15 / HC96 / WFC4 / AL12
K124 IB	DSC 12-05	01.1998->	LX531 / LX1313/1	LXS287 / LXS312	OC403	KC94 / KC123/1 / KC124 / KC575 / KC636* / KC441		HX15 / HC96 / WFC4 / AL12
K124 IB	DSC12 02 360 hp	04.1999->	LX531	LXS287	OC403	KC94 / KC123/1 / KC441		HX15 / HC96 / WFC4 / AL12
K124 IBX2/PANORAMICO DD	DSC12 02 360 hp	03.2000->05.2007	LX531	LXS287	OC40 / OC403	KC94 / KC123/1 / KC441		HX15 / HC96 / WFC4 / AL12
K124	DC12 10 340 (Euro 4)	11.2005->	LX2109		OC246			
K124	DC12 13 380 (Euro 4)	11.2005->	LX2109		OC246			
K310	DC 9-21	01.2005->	LX1313/1	LXS312	OC403 / OC246	KX182/1D / KC445		HX15 / HC96 / WFC4 / AL14
K340	DC 11-03	01.2005->	LX1313/1	LXS312	OC403 / OC246	KC445 / KC509 / KC575 / KC636*		HX15 / HC96 / WFC4 / AL14
K380	DC 11-04	01.2005->	LX2091		OC403 / OC246	KC445 / KC509 / KC575		HX15 / HC96 / WFC4 / AL14
K420	DSC 12-01	01.2005->/ 05.2011->	LX1313/1	LXS312	OC403 / OC246	KC445 / KC509 / KC575 / KC636*		HX15 / HC96 / WFC4 / AL14
K94	DSC 9-11 220 cv	01.1998->04.2000				KC94 / KC575 / KC636* / KC441		HX15
K94IB	DC9 21	01.2002->	LX531		OC40 / OC403	KC94 / KC124 / KC441		HX89
L110	D 11	01.1971->01.1976	LX271/2 / LX241	LXS43/1	OC18 / OC83	KC24 / KX89/2D / KC113		HX15
L111	DS 11	01.1977->	LX271/2	LXS43/1	OC18 / OC83	KC24 / KX89/2D / KC113		HX15
L113	DSC 11-75 / 11-78	01.1997->	LX241/1 / LX271/2	LXS43/1	OC18 / OC83	KC24 / KX89/2D		HX15 / HC96 / WFC3
L113 - CL	DS11		LX271/2	LXS43/1	OC18	KC113		HX15
L113 - HL	DS11/DSC11-75/DSC11-78	08.1997->	LX271/2	LXS43/1	OC18	KC24 / KX89/2D		HX15
L1418 / 1418K / 2318L / 2318LB / LA1418	DS14	09.1996->	LX1056 / LX1056/1 / LX1716	LXS260	OC303	KC127 / KC128		0951-127M1 / AL12
L94	DSC 9-15	01.1998->	LX531		OC403 / OC246	KC94 / KC121 / KC124 / KC441		HC96 / HX15 / WFC4
P / R / T 114	DSC11 75/9 12/12 02T	01.1998->		LXS262			LA650	HC96 / AL14
P / R / T114	DSC12 01(400)	01.2001->	LX1069	LXS262	OC403		LA650	HX15 / HC96 / WFC4 / AL14
P / R / T124	DC12 - 420 cv - Inyección Electrónica	03.1999->	LX1069	LXS262	OC403		LA650	HC96 / HX15 / WFC4 / AL14
P / R / T124	DSC11 75/ DSC9 12/ DSC12 02 Turbo e Intercooler	01.1998->	LX1069	LXS262	OC403	KC94 / KC575 / KC636*	LA650	HC96 / HX15 / WFC4 / AL14
P114	DC11 (Euro3)	03.1999->10.2004	LX714					

(*) Filtros en desarrollo

APLICACIÓN / APPLICATION

MOTOR / ENGINE

AÑO / YEAR



1°





2°



OTROS / OTHERS

SCANIA

APLICACIÓN / APPLICATION	MOTOR / ENGINE	AÑO / YEAR	1°	2°	Oil Filter	Fuel Filter	Hydraulic Filter	OTROS / OTHERS
P114	DSC11 (Euro2)	10.1996->10.2004	LX714					
P114 / R114	DSC 11-07	01.1997->	LX712 / LX1069/1 / LX604/1	LXS262	OC403 / OC18 / OC246 / OC83	KC124 / KC94 / KC509		HX15 / HC96 / WFC4 / AL14
P114 / T113 con Trompa / R112 / R113 Frontal / R114	DSC 11-07	01.1997->	LX712 / LX1069/1	LXS262	OC403 / OC18	KC124 / KC94 / KC575 / KC636*		HX15 / HC96 / WFC4 / AL14
P114 GA/GB	DC11 04 380hp	04.1999->	LX450	LXS262	OC175			AL14
P114 LA6X2	DC11 04 380hp	01.2001->	LX450	LXS262	OC175			AL14
P124	DC12 03 (Euro3-1)	10.2002->10.2004	LX714			KC441		
P124 (Iny. electr.)	DSC 12-05	03.1999->	LX712 / LX1069/1 / LX604/1	LXS262	OC403 / OC18 / OC246 / OC83	KC124 / KC94 / KC509 / KC575 / KC636*		HX15 / HC96 / WFC4 / AL14
P124 (Turbo e Inter.) / R124	DSC 12-02	01.1997->	LX712 / LX1069/1 / LX604/1	LXS262	OC403 / OC18 / OC246 / OC83	KC124 / KC94 / KC509 / KC575		HX15 / HC96 / WFC4 / AL14
P124CA	DSC12 02 360 hp	01.1997->	LX712 / LX1069/1	LXS262	OC403 / OC18 / OC40	KC124 / KC94 / KC757		HX15 / HC96 / WFC4 / AL14
P124CB	DSC12 02 360 hp	01.1997->	LX712 / LX1069/1	LXS262	OC403 / OC18 / OC40	KC124 / KC94 / KC757		HX15 / HC96 / WFC4 / AL14
P124GB 4x2 NZ	DSC 12 05 420hp	01.1998->	LX712 / LX1069/1	LXS262	OC403 / OC18 / OC40	KC124 / KC94 / KC757		HX15 / HC96 / WFC4 / AL14
P230 (Euro 3) / P270 (Euro 3) / P310 (Euro 3)	DC9-01/04/13-230 Euro3	05.2011->	LX1313/1 / LX604/1	LXS312	OC403 / OC246	KC445 / KC509	LA650	HX15 / AL14 / HX89
P230 / P270 / P310 (Euro 3)	DC9		LX1313/1	LXS312	OC403 / OC246	KC445 / KC509	LA650	HX15 / AL14 / HX89
P270 (Euro 3)	DC9 12-270 Euro3	09.2004->	LX714 / LX1313/1 / LX604/1	LXS312	OC403 / OC246	KC445 / KC509	LA650	HX15 / AL14 / HX89
P310 (Euro 3)	DC9 11-310 Euro3	09.2004->	LX714 / LX1313/1 / LX604/1	LXS312	OC121	KC445 / KC509		HX15 / AL14 / HX89
P340	DC 1103 LA 6x2 NA	01.2005->	LX1069/1	LXS262	OC18 / OC403 / OC246 / OC83	KC94 / KC445	LA650	HX15 / HC96 / AL14
P340 (Euro 4)	DC12 10-340 Euro4	05.2006->	LX714 / LX1313/1 / LX604/1	LXS312		KC445	LA650 / LA502	HX15 / AL14
P340 / P380 (Euro 3)	DC11 08-340 / DC11 09-380 Euro3	01.2005->	LX1313/1 / LX604/1	LXS312	OC403 / OC246	KC445 / KC509	LA650	HX15 / AL14
P360 (Euro 5)	DC13 06-360 E5	10.2007->	LX604/1		OX562D	KC445	LA502	
P380 (Euro 3)	DC11 09-380 Euro3	09.2004->	LX714 / LX1313/1 / LX604/1	LXS312	OC403 / OC246	KC445	LA650	HX15 / AL14
P410 (Euro 6)	DC13 115-410 E6	10.2013->			OX562D	KC445	LA502	
P420	DC12-06 - Euro 3	11.2006->	LX1313/1 / LX2839	LXS312		KX182/1D / KC128	LA650	HX15 / HC96 / WFC4 / AL14
P420 (Euro 3)	DC12 14-420 Euro3	09.2004->	LX714 / LX604/1 / LX2839		OC403 / OC246	KC445 / KC509	LA650	HX15 / HC96 / AL14
P93 Frontal		01.1997->	LX531 / LX450/1	LXS287 / LXS44/1	OC18 / OC83	KC166 / KX89/2D / KC24		HX15 / HC96 / WFC3
P93 Frontal (Turbocooler)	DSC 9-07	01.1990->	LX531 / LX450/1	LXS287 / LXS44/1	OC18 / OC83	KC166 / KX89/2D / KC24		HC96 / HX15 / WFC3

APLICACIÓN / APPLICATION	MOTOR / ENGINE	AÑO / YEAR					OTROS / OTHERS
			1°	2°			
SCANIA							
P93 Frontal (Turbo cooler)	DSC 9-11 220 cv	01.1998->04.2000	LX531 / LX450/1	LXS44/1	OC18	KC166 / KX89/2D / KC24	HX15 / HC96 / WFC3
P94	DC9 (Euro3)	03.1999->10.2004	LX714 / LX3006				HX89
P94	DSC 9-11 220 cv	01.1997->04.2000	LX1069/1 / LX712 / LX604/1		OC403 / OC18 / OC246 / OC83	KC124 / KC94 / KC575 / KC636* / KC441	HX15 / HC96 / WFC4
P94	DSC 9-12	01.1998->	LX1069/1 / LX712 / LX604/1	LXS262	OC403 / OC18 / OC246 / OC83	KC124 / KC94 / KC575 / KC636* / KC441	HX15 / HC96 / WFC4 / AL14
P94	DSC 9-13		LX1069/1 / LX712 / LX604/1	LXS262	OC403 / OC18 / OC246 / OC83	KC124 / KC94 / KC575 / KC636* / KC441	HX15 / HC96 / WFC4 / AL14
P94 CB	DSC9 12 260hp	01.1998->	LX1069/1 / LX712	LXS262	OC403 / OC18	KC124 / KC94 / KC575 / KC636* / KC441	HX15 / HC96 / WFC4 / AL14
P94 DB	DSC9 12 260hp	01.1998->	LX1069/1 / LX712	LXS262	OC403 / OC18	KC124 / KC94 / KC575 / KC636* / KC441	HX15 / HC96 / WFC4 / AL14
P94 GA	DSC9 12 260hp	01.1998->	LX1069/1 / LX712	LXS262	OC403 / OC18	KC124 / KC94 / KC575 / KC636* / KC441	HX15 / HC96 / WFC4 / AL14
P94 GA	DSC9 12 260hp	02.2007->	LX1069/1 / LX712	LXS262	OC403 / OC18	KC124 / KC94 / KC575 / KC636* / KC441	HX15 / HC96 / WFC4 / AL14
R112	DS 11	01.1986->	LX450/1 / LX970	LXS44/1	OC18 / OC83	KC24 / KX89/2D	HX15 / WFC3
R112	DSC 11 Intercooler	01.1986->	LX450/1 / LX970	LXS44/1	OC18 / OC83	KC24 / KX89/2D	HX15 / WFC3
R112	DSC 14	01.1986->	LX450/1 / LX970	LXS44/1	OC18 / OC83	KC24 / KX89/2D	HX15 / WFC3
R112HS-T112HS	DSC11	->05.1981	LX970/1	LXS44/1	OC18	KC24	HX15
R113 Frontal	DSC 11-01	01.1986->	LX450/1 / LX970	LXS44/1	OC18 / OC83	KC24 / KX89/2D	HC96 / HX15 / WFC3
R114	DSC 11-07	01.1997->	LX712 / LX1069/1 / LX714	LXS262	OC18 / OC403	KC94 / KC124	HX15 / HC96 / WFC4 / AL14
R114GA	DC11 07 330hp	06.2007->		LXS262 / LXS288	OC175 / OC18 / OC403	KC94 / KC123/1	LA650 HC96 / HX15 / WFC4 / AL14
R114GB	DC11 07 330hp	01.2001->		LXS262 / LXS288	OC175 / OC18 / OC403	KC94 / KC123/1	LA650 HC96 / HX15 / WFC4 / AL14
R124	DSC 12-05	01.1998->	LX714 / LX712 / LX1069/1 / LX604/1	LXS262	OC18 / OC403 / OC246 / OC83	KC94 / KC124 / KC509 / KC441	HX15 / HC96 / WFC4 / AL14
R124	DSC 12-05 Iny-elec.	01.1999->	LX714 / LX712 / LX1069/1 / LX604/1	LXS262	OC18 / OC403 / OC246 / OC83	KC94 / KC124 / KC509 / KC441	HX15 / HC96 / WFC4 / AL14
R124 (Turbo e Interc.)	DSC 12-02	01.1997->	LX714 / LX712 / LX1069/1 / LX604/1	LXS262	OC18 / OC403 / OC246 / OC83	KC94 / KC124 / KC509 / KC441	LA650 HX15 / HC96 / WFC4 / AL14
R124 CB 6x4	DSC 12 02 360hp	01.1998->	LX714 / LX712 / LX1069/1	LXS262	OC18 / OC403	KC124 / KC94 / KC575 / KC636* / KC441	LA650 HX15 / HC96 / WFC4 / AL14
R124 CB 8x4	DSC 12 02 360hp	01.1998->	LX714 / LX712 / LX1069/1	LXS262	OC18 / OC403	KC124 / KC94 / KC575 / KC636* / KC441	LA650 HX15 / HC96 / WFC4 / AL14

(*) Filtros en desarrollo

APLICACIÓN / APPLICATION

MOTOR / ENGINE

AÑO / YEAR



1°





2°



OTROS / OTHERS

SCANIA

APLICACIÓN / APPLICATION	MOTOR / ENGINE	AÑO / YEAR	1°	2°				OTROS / OTHERS
R124 LA	DSC 12 02 360hp	01.1998->	LX714 / LX712 / LX1069/1	LXS262	OC18 / OC403	KC124 / KC94 / KC575 / KC636* / KC441	LA650	HX15 / HC96 / WFC4 / AL14
R124GA	DSC 12 02 360hp	01.1998->	LX714 / LX712 / LX1069/1	LXS262	OC18 / OC403	KC124 / KC94 / KC575 / KC636* / KC441	LA650	HX15 / HC96 / WFC4 / AL14
R124GB	DSC 12 02 360hp	01.1998->	LX714 / LX712 / LX1069/1	LXS262	OC18 / OC403	KC124 / KC94 / KC575 / KC636* / KC441	LA650	HX15 / HC96 / WFC4 / AL14
R143 Frontal	DSC 14	01.1982->04.1989	LX450/1	LXS44/1	OC18 / OC83	KC24 / KX89/2D		HX15 / HC96 / WFC3
R143 MA	DSC 14 10	02.1986->	LX450/1	LXS44/1		KC24 / KX89/2D		
R144	DSC 14	01.1997->			OC18 / OC403 / OC246 / OC83	KC124 / KC94 / KC575 / KC636*	LA650	HX15 / HC96 / WFC4 / AL14
R164	DC 16-01					KX182/1D	LA432	HX15 / HC96 / AL14
R164	DC 16-02	01.1997->				KX182/1D / KC124/1	LA432	HX15 / HC96 / AL14
R340 (Euro 3)	DC11 08-340 Euro3	06.2004->	LX714 / LX1313/1 / LX604/1 / LX2839	LXS312	OC403 / OC246		LA650 / LA502	HX15
R360 (Euro 5)	DC13 06-360 E5	10.2007->	LX604/1		OX562D	KC445	LA502	
R380	DC11 09-380 Euro3	06.2004->	LX714 / LX1313/1 / LX604/1	LXS312	OC403 / OC246	KC128 / KC445 / KC509	LA650	HX15 / WFC4
R410 (Euro 6)	DC13 115-410 E6	10.2013->			OX562D	KC445	LA502	
R420	DC12 14-420 Euro3	11.2000->	LX714 / LX604/1		OC403 / OC246	KC128 / KC445 / KC509	LA650	HX15 / HC96 / WFC4
R460 (Euro 6)	DC13 124-450 E6	10.2013->			OX562D	KC445	LA502	
R470	DT12 06-470 Euro3	11.2000->	LX714 / LX1313/1 / LX604/1	LXS312	OC403 / OC246	KC128 / KC445 / KC509	LA650	WFC4 / HX15
R480 (Euro 4)	DT12 17-480 Euro4	09.2006->	LX714 / LX1313/1 / LX604/1	LXS312	OC403 / OC246	KC445 / KC509	LA650 / LA502	HX15
R480	Motor DC13 111 EURO 5	2012->				KX542D*		
R500	DC16 04-500 Euro3	06.2004->	LX3582			KX182/1D / KC128 / KC445 / KC509	LA432	HX15 / WFC4
R500 (Euro 3) / T 164 / R164 / T 164	DC16 04-500 Euro3	04.2011->				KC128	LA650	HX15 / WFC4
R580 (Euro 3)	DC16 03-580 Euro3	02.2013->				KC445	LA502	
R620								HX80
Superbajo		01.1998->	LX271/2	LXS43/1	OC18 / OC83	KC24		HX15
T112	DS 11	01.1986->	LX450/1	LXS44/1	OC18 / OC83	KC24 / KX89/2D / KC575 / KC636*		HX15 / WFC3
T112	DS 11/ Intercooler / DSC 14	01.1986->	LX970	LXS44/1	OC18 / OC83			
T112	DSC 11 Intercooler	01.1986->	LX450/1		OC18 / OC83	KC24 / KX89/2D / KC575 / KC636*		HX15 / WFC3
T112 / R 112	DS 11	01.1982->04.1989	LX450/1	LXS44/1	OC18	KC24 / KX89/2D / KC575 / KC636*		HX15 / WFC3
T112 / T 143 C/ Trompa / R 112 / R 143 Frontal	DSC 14		LX450/1	LXS44/1	OC18	KC24 / KX89/2D		HX15 / HC96 / WFC3
T112 / T113 C/ Trompa / R112 / R113 Frontal	DSC 11	01.1982->04.1989	LX450/1	LXS44/1	OC18	KC24 / KX89/2D		HC96 / HX15 / WFC3
T112 DSC 14	DSC 14	01.1986->	LX450/1	LXS44/1	OC18	KC24 / KX89/2D		HX15 / WFC3

APLICACIÓN / APPLICATION	MOTOR / ENGINE	AÑO / YEAR					OTROS / OTHERS
			1°	2°			
SCANIA							
T112 MA		01.1994->04.1999		LXS44/1			KC575 / KC636*
T113 con Trompa	DSC 11-01		LX450/1	LXS44/1	OC18 / OC83		KC24 / KX89/2D
T113 con Trompa / R 144	DSC 11 / DSC 14		LX450/1	LXS44/1	OC18 / OC83		KC24 / KX89/2D
T114 GA	DC11 07 330hp	04.1999->		LXS262 / LXS288	OC175 / OC18 / OC403		KC94 / KC123/1 / KC575 / KC636*
T114 GB	DC11 07 330hp	01.2001->		LXS262 / LXS288	OC175 / OC18 / OC403		KC94 / KC123/1 / KC575 / KC636*
T124	DSC 12-02	01.1997->	LX714 / LX1069/1 / LX712	LXS262	OC403 / OC18		KC124 / KC94 / KC575 / KC636* / KC441
T124	DSC 12-05	01.1998->	LX714 / LX1069/1 / LX712 / LX604/1	LXS262	OC403 / OC18 / OC246 / OC83		KC124 / KC94 / KC509 / KC441
T124 (Inyeccion Elec.)	DSC 12-05	01.1998->	LX714 / LX1069/1 / LX712 / LX604/1	LXS262	OC403 / OC18 / OC246 / OC83		KC124 / KC94 / KC509
T124 (Turbo e Interc.)	DSC 12-02	01.1997->	LX714 / LX1069/1 / LX712 / LX604/1	LXS262	OC403 / OC18 / OC246 / OC83		KC124 / KC94 / KC509 / KC575 / KC636*
T143 / T144 / R 144	DSC 14		LX450/1	LXS44/1	OC18 / OC83		KC24 / KX89/2D
T143 con Trompa	DSC 14		LX450/1	LXS44/1	OC18 / OC83		KC24 / KX89/2D
T143 MA	DSC 14 10	01.2001->		LXS44/1			
T144	DSC 14				OC403 / OC18 / OC246		KC94 / KC124
T 144 L/460							HX80
T164	DC 16-01 / DC 16-02						KX182/1D
VARIOS							KX89/1D
SEAT							
Alhambra	1.9 Tdi 1ZY	02.1993->04.1996			OC59		KL75
Alhambra	2.0 ATM	04.1997->09.1999			OC522 / OC47		KL2
Altea/Freetrack	2.0 T Fsi BWA	05.2006->09.2009	LX1262		OX379D		KL572
Altea/Freetrack	2.0 Tdi BKD / BMM	04.2004->	LX1211		OX188D		KX220D / KX178 / KX178D
Arosa	1.0	01.1999->			OC250		KL83
Arosa	1.4	01.1999->			OC250		KL83
Arosa	1.7 SDI	01.1999->					LA31
Cordoba	1.4i 16V	04.1994->09.1996	LX208 / LX208/1		OC522 / OC250		KL60
Cordoba	1.4i 16V AFH	09.1996->06.1999			OC250		KL60 / KL83
Cordoba	1.6 ABU	09.1996->10.1999			OC522 / OC250		KL60
Cordoba	1.6 BAH	03.2003->08.2005			OC250		
Cordoba	1.6i	06.1999->	LX997		OC522		KL83
Cordoba	1.6i SE Vario	01.1999->	LX418		OC522		KL60
Cordoba	1.8 ADZ	04.1994->09.1997	LX418		OC522 / OC47		KL60
Cordoba	1.9 SDI AEY	05.1997->10.2000	LX417 / LX418 / LX997		OC324 / OX143D		KL103 / KL75

(*) Filtros en desarrollo

APLICACIÓN / APPLICATION

MOTOR / ENGINE

AÑO / YEAR



1°

2°



OTROS / OTHERS

SEAT

APLICACIÓN / APPLICATION	MOTOR / ENGINE	AÑO / YEAR	1°	2°	OTROS / OTHERS
Cordoba	1.9 TD AAZ	05.1994->02.1998	LX418	OC324 / OX143D / OC59	KL103 / KL75 LA31
Cordoba	1.9 Tdi (6L2) ATD / AXR / BMT	03.2003->08.2005	LX709 / LX997	OX188D	KL103 LAK120
Cordoba	1.9 Tdi 1Z	05.1997->10.2000	LX418	OX143D	KL103 LA31
Cordoba	1.9 Tdi ASZ / BLT	03.2003->08.2005	LX709 / LX997	OX188D	KL103 LA31
Cordoba	1.9D 1Y	04.1994->09.1997	LX418	OC324 / OX143D / OC59	KL103 / KL75 LA31
Cordoba	2.0 (6L2) AZL / BBX	03.2003->08.2005	LX709	OC522	KL176/6D LA120
Cordoba	2.0i AGG	07.1997->09.1999	LX709 / LX418	OC47	KL60 LA31
Cordoba / Vario	1.4i 16V APE	06.1999->12.2002		OC250	KL83 LA31
Cordoba / Vario	1.4i AKK / AUD	06.1999->12.2002		OC250	KL83 LA31
Cordoba / Vario	1.6 16V AEH / AKL	06.2000->10.2003	LX997	OC250	KL583 / KL60 LA31
Cordoba / Vario	1.6 ABU	04.1999->08.2000	LX418 / LX997	OC250 / OC47	KL83 / KL60 LA31
Cordoba / Vario	1.9 Sdi AGP / AQM	06.1999->12.2002	LX997	OC59 / OX143D	KL103 LA31
Cordoba / Vario	1.9 Tdi AGR	06.1999->01.2003	LX997	OX143D	KL103 LA31
Cordoba / Vario	1.9 Tdi ALH	08.1999->04.2003	LX997	OX143D	KL103 LA31
Cordoba / Vario	1.9 Tdi ASK / ASV	06.1999->12.2002	LX997	OC59 / OX143D	KL103 LA31
Cordoba / Vario	1.9D AEY	06.1999->01.2003	LX417 / LX418 / LX997	OC324 / OX143D	KL103 / KL75 LA31
Ibiza	1.0 lny. AER	10.1993->12.1996	LX208 / LX208/1	OC522 / OC250	KL60 LA31
Ibiza	1.3 AAV	02.1992->05.1994	LX208 / LX208/1	OC522 / OC47	KL2 / KL222 / KL60 / KL63 LA31
Ibiza	1.4i 16V AKK / ANW	04.2000->11.2005		OC250	KL60 / KL83 LA31
Ibiza	1.4i AEX	02.1996->01.2000		OC522 / OC250	KL2 / KL83 LA31
Ibiza	1.6 16V AEH / AKL / APF	08.1999->02.2005	LX997	OC522	KL83 LA31
Ibiza	1.6 16V APF / AZD	02.2000->02.2002	LX977	OC250	KL83 LA31
Ibiza	1.6 ABU	02.1993->06.1998	LX418 / LX997	OC250 / OC47	KL83 / KL60 LA31
Ibiza	1.8 16V ADL	05.1995->09.1997	LX418	OC522 / OC47	KL60 LA31
Ibiza	1.8 ABS	09.1993->08.1999	LX418	OC522 / OC47	KL60 LA31
Ibiza	1.8 T 20V AQX	08.1999->02.2002	LX997	OC522	KL83 LA31
Ibiza	1.9 SDI AGP / AQM	08.1999->11.2002	LX997	OC59 / OX143D	KL103 LA31
Ibiza	1.9 Tdi (6L1) ATD	09.2003->11.2005	LX709	OX188D	KL103 LA31
Ibiza	1.9 Tdi (6L1) ATD / AXR / BMT	03.1993->	LX709	OC59 / OX188D	KL103 LA31
Ibiza	1.9 Tdi AGR	04.2000->11.2005	LX997	OX143D	KL103 LA31
Ibiza	1.9 Tdi AHU / ALH / ALK / ASK / ASV	03.1999->07.2002	LX997	OC59 / OX143D	KL103 LA31
Ibiza	1.9 Tdi ARL / ASZ	03.1993->	LX709	OX188D	KL103 LA31
Ibiza	1.9 Tdi ASK / ASV	08.1999->02.2002	LX997	OX143D	KL103 LA31
Ibiza	1.9 Tdi ASZ	09.2003->11.2005	LX709	OX188D	KL103 LA31
Ibiza	1.9D (1Y)	07.1993->03.1996	LX418	OC59	KL75 LA31
Ibiza	1.9D AEY	06.1994->02.2000	LX417 / LX418 / LX997	OC324 / OX143D	KL103 / KL75 LA31
Ibiza	2.0 16V	02.1998->	LX418	OC522	KL60 / KL83 LA31
Ibiza	2.0 16V AZL / BBX	04.2002->12.2009	LX709	OC522	KL176/6D LA120
Ibiza	2.0i (2E)	08.1994->11.1995	LX418	OC47 / OC522	KL60 LA31
Ibiza	2.0i (AGG)	06.1993->02.2000	LX418	OC47 / OC522	KL60 LA31
Ibiza	2.0i GT	01.1999->	LX418	OC47 / OC522	KL60 LA31

APLICACIÓN / APPLICATION

MOTOR / ENGINE

AÑO / YEAR



1°

2°



OTROS / OTHERS

SEAT

APLICACIÓN / APPLICATION	MOTOR / ENGINE	AÑO / YEAR	1°	2°	Fuel Filter	Others	OTROS / OTHERS
Ibiza / Freetrack	1.9 Tdi BLT	08.2008->	LX709 / LX997		OX188D	KL103	LA31
IBIZA V	1.2 (TDI / TSI)		LX2831				LAK809
IBIZA V	1.4 / 1.6 (TSI / TDI)		LX2831				LAK809
IBIZA V	2.0 TDI						LAK809
Inca	1.6i AEE	07.2000->10.2002	LX418		OC47 / OC522	KL2 / KL237 / KL60	LA31
Inca	1.9 D / SDI	03.1998->			OC59	KC18	LA31
Inca	1.9D (1Y)	04.1997->10.2001	LX418		OC248 / OC324	KL75	LA31
Leon	1.4 TSI CMBA / CXSA / CHPA						LAK888
Leon	1.6 (1P1 BSE / BSF / CCSA / CHGA / LPG / CMXA)	10.2005->	LX1566		OC522	KL156/3 / KL176/6D	
Leon	1.6 16V (1M1) AEH / AKL / APF	12.1999->10.2005	LX684 / LX1835		OC522	KL79	
Leon	1.6 16V ATN / AUS / AZD / BCB	04.1999->10.2005	LX977		OC250	KL79	LA31
Leon	1.8 20V (1M1) APG / AGN	11.1999->11.2005	LX684 / LX1835		OC522	KL79	
Leon	1.8 20V Turbo (1M1) AUQ / APP	11.1999->11.2005	LX684 / LX1835		OC522	KL79	
Leon	1.8 TFSI (1P1) BYT / BZB / CDAA	08.2007->	LX1211		OC456	KL572	LA181 / LAK181
Leon	1.9 Tdi (1M1) ARL	03.2001->10.2005	LX684 / LX1835		OX143D	KL147D	LA31
Leon	1.9 Tdi (1P1) BKC / BLS / BXE	08.2005->	LX1211		OX188D	KX220D / KX178 / KX178D	LA181 / LAK181
Leon	1.9 Tdi AGR / ALH / AHF / ASV	10.1999->11.2005	LX1835		OX143D	KL147D	
Leon	1.9 Tdi ASV / AHF	04.2001->11.2005	LX684 / LX1835		OX143D	KL147D	LA31
Leon	1.9 Tdi BXE	02.2009->	LX684		OX188D	KL147D	
Leon	2.0 TDI (1P1) BKD / BMM / CFHC / CLCB	08.2005->	LX1211		OX188D	KX220D / KX178 / KX178D	LA181 / LAK181
Leon / FR	2.0 TFSI (1P1) BWA	02.2005->02.2009	LX1262		OX379D	KL572	LA181
Marbella	STD 09NCA	03.1992->11.1995			OC47 / OC522		
Toledo	1.6	01.1998->	LX418		OC522	KL2	
Toledo	1.6 (1M2) AEH / AKL	03.1999->10.2002	LX684 / LX1835		OC522	KL79	LA31
Toledo	1.6 AZD / AUS	04.2000->10.2006	LX977		OC250	KL79	LA31
Toledo	1.8	10.1991->05.1995			OC47 / OC522	KL2	
Toledo	1.8 / 1.6 (CL)	10.1991->01.1995			OC47 / OC522		
Toledo	1.8 20V (1M2) AGN / AGP	03.1999->05.2006	LX684 / LX1835		OC522	KL79	LA31
Toledo	1.8 ABS	05.1994->09.1996	LX418		OC522 / OC47	KL60	LA31
Toledo	1.8 RP	02.1991->06.1994	LX418		OC47	KL2	LA31
Toledo	1.9 D (1Y)	05.1991->03.1999	LX418		OC59	KL75	LA31
Toledo	1.9 TD AAZ	02.1991->04.1999	LX418		OC59	KL75	
Toledo	1.9 Tdi (1Z)	12.1996->08.2000	LX418		OX143D	KL147D	LA31
Toledo	1.9 Tdi AGR / ALH / AHF / ASV	03.1999->05.2006	LX1835		OX143D	KL147D	LA31
Toledo	2.0 16V (2E)	05.1994->09.1996	LX418		OC47	KL60	LA31
Toledo	2.0 16V ABF	05.1994->10.1995	LX418		OC47 / OC522		LA31
Toledo	2.0 16V AGG	12.1996->11.1999	LX418		OC47	KL2	LA31
Toledo	2.0 Tdi (5P2) BKD / BMM	11.2004->05.2009				KX220D / KX178 / KX178D	LA181
Toledo	2.0 Tdi (5P2) BKD	08.2008->01.2009			OX188D		LA31
Toledo	2.3 V5 (1M2) AGZ	09.2000->10.2002	LX684 / LX1835		OX188D	KL79	LA31
Toledo GL / GLX	1.8 ADZ	11.1993->03.1999	LX418		OC47	KL2	

(*) Filtros en desarrollo

APLICACIÓN / APPLICATION

MOTOR / ENGINE

AÑO / YEAR



1°

2°



OTROS / OTHERS

SKODA

Felicia	1.3	01.1989->02.1993	LX208 / LX208/1			
Felicia	1.6 EA111 (AEE)	08.1995->08.2001	LX418	OC250	KL60	
Felicia	1.9 D	02.1995->04.1998	LX418	OC59	KC18	

SSANGYONG

Korando	2.2D Daewoo DC23	12.1988->12.1996		OC99 / OC993	KC46	
Korando	2.3 (TDI Full 601)	01.1999->12.2000			KC63/1D	
Korando	2.3 D (KJ) MB-OM 601.940	12.1996->			KC63/1D	
Korando	2.9 (TDI Full 602)	01.1999->12.2000			KC63/1D	
Korando	2.9 D (KJ) MB-OM 662	12.1996->			KC63/1D	
Musso	2.3 D V10 MB-OM 601				KC63/1D	
Musso	2.3D MB-OM 661	02.1992->01.1998			KL33	
Musso	2.3 D (FJ) MB-OM 661	10.1995->			KC63/1D	
Musso	2.3 601 TDI 4 cil. MT	01.1999->12.2000			KC63/1D	
Musso	2.9 602 TDI 5 cil. MT	01.1999->12.2000			KC63/1D	
Musso	2.9D MB-OM 662	02.1992->01.1998			KL33	
Musso	2.9 D MB-OM 662	03.1996->			KC63/1D	
Musso	2.9 D MB-OM 602				KC63/1D	

SUBARU

Forester	2.0 (SF) EJ20	08.1997->12.1998		OC195		
Forester	2.0 S-Turbo (SF) EJ20G	04.1999->03.2001		OC195		
Impreza	2.0	09.2010->		OC195		
Legacy Sedan/SW (09)	2.5 EJ25	02.2010->		OC195		
Outback (09*)	2.4i 16V	02.2010->		OC195		

SUZUKI

AN 650 Burgman	650 cc	2002->		OC1018		
Baleno Sedan	1.6i 16V	01.1997->		OC215		
Baleno SW	1.6i 16V	01.1997->		OC215		
DR200				OX407		
DR350				OX408		
DR650				OX409		
Fun	1.0 C10YEH	02.2003->11.2007	LX1315	OC90	KL582 / KL83	LA11
Fun	1.4 C14SE/X14YX	06.2004->09.2011	LX1315	OC90	KL582 / KL83	LA11
Grand Vitara	1.6 16V	01.1999->	LX2612			LA408
Grand Vitara	2.0 HDI (GT)	07.2001->	LX862	OC100	KX87D	
Grand Vitara	2.0 Tdi	01.1999->	LX862	OC217/6	KC46	
Grand Vitara	2.0i 16V	01.1999->		OC217/6		
Grand Vitara	2.0 TDI (SQ420WD)		LX862		KC46	
Grand Vitara	2.4 JIII	10.2008->		OC217/6		
Grand Vitara	2.5i V6 24V	01.1999->		OC217/6		
Grand Vitara	2.7 V6 24V (XL7) H27A	01.2001->09.2005		OC217/6		
Grand Vitara	J20A	07.2007->	LX862	OC100	KX87D	
GS500				OX411		
GS400 Bandit				OX411		
GSF 1200S Bandit	1200 cc	1995->2000		OC574		
GSF 600/600S Bandit	600 cc	1995->2004		OC1018		
GSX 1100F/G	1100 cc	1988->2007		OC1018		
GSX 1300R Hayabusa	1300 cc	1998->2007		OC1018		
GSX 600F Katana	600 cc	1988->2007		OC1018		
GSX 600R	600 cc	1992->1993		OC1018		
GSX 600R	600 cc	1997->1998		OC1018		
GSX 750F	750 cc	1998->		OC1018		
GSX-R 1000	1000 cc	2001->2004		OC574		
GSX-R 1100W	1100 cc	1993->1997		OC1018		

APLICACIÓN / APPLICATION

MOTOR / ENGINE

AÑO / YEAR



1°



2°



OTROS / OTHERS

SUZUKI

GSX-R 600	600 cc	1997->			OC1018		
GSX-R 750W	750 cc	1992->1995			OC1018		
GV 1400 Cavalcade	1400 cc	1987->1988			OC1018		
Jimny	1.3 16V (FJ) G13BB	09.1998->			OC217/6		
LTR-450					OX798		
RMZ 250					OX810		
RMZ 450					OX810		
Samurai	1.3 Canvas Top				OC217/6		
Samurai	1.3 Metal Top				OC217/6		
Sidekick	Sport 1.6i 16V	02.1995->12.1998			OC235		
SV 1000	1000 cc	2003->			OC1018		
SV 650 /S/SU	650 cc	1999->			OC1018		
Swift II	1.0	01.1989->12.1993			OC215		
Swift II	1.0	01.1994->			OC215		
Swift II	1.3	01.1989->12.1993			OC215 / OX553D		
Swift II	1.3	01.1994->			OC215 / OX553D		
Swift II	1.6	01.1989->12.1993			OC215		
Swift II	1.6	01.1994->			OC215		
Swift III	1.5	05.2005->08.2010			OC215		
TL 1000 R/S	1000 cc	1997->2001			OC1018		
Vitara	1.6 (TA) G16A	09.1991->01.1995			OC217/6		
Vitara	1.6 JLX	01.1993->			OC534		
Vitara	1.9 TD		LX862			KC46	
Vitara	2.0 V6	01.1993->			OC534		
Vitara	2.0 V6 (ET/TA/TD) H20A	03.1995->03.1999			OC217/6		
VL 800LC Intruder Volucia	800 cc	2001->			OC1018		
VS 1400 GL	1400 cc	1987->1998			OC1018		
VS 1400 GLF/GLP Intruder	1400 cc	1987->2003			OC1018		
VS 1400 Intruder	1400 cc	1987->2003			OC1018		
VS 1400 P/F	1400 cc	1987->1998			OC1018		
VS 800 GL/C Intruder	800 cc	1992->			OC574		
VX 800	800 cc	1990->1993			OC1018		
VZ 800 Marauder	800 cc	1996->			OC1018		

TATA





Sumo	2.0D 483 DL	02.1998->10.2001	LX478/1			KX23	
------	-------------	------------------	----------------	--	--	-------------	--

TOYOTA

Avensis III	2.0 16V (T27) 3ZR-FAE	01.2009->	LX2792				LA157
4-Runner	3.0 V6 3VZ-E	07.1990->03.1996			OC235 / OC988	KC83	
Camry	2.2 16V				OC534		
Camry	3.0 24V				OC235 / OC988		
Camry	3.5L 24V	02.2007->	LX4146		OX1127D		LA655
Celica	2.0i	->12.1994			OC534		
Coaster		01.1997->	LX1140		OC275	KC5	
Corolla	1.3 2E	08.1987->04.1992			OC534		
Corolla	1.3 2E-L	01.1985->08.1987			OC534		
Corolla	1.6i ELi	01.1995->12.1997	LX811		OC216 / OC534	KL140	
Corolla	1.8D XL	01.1986->			OC216 / OC534	KC83	
Corolla	1.8i GLi	01.1995->12.1997	LX811		OC216 / OC534	KL140	LA157
Corolla	2.0i	01.1994->12.1996	LX1692 / LX1999		OC534		

(*) Filtros en desarrollo

APLICACIÓN / APPLICATION	MOTOR / ENGINE	AÑO / YEAR	 1°	 2°			OTROS / OTHERS
TOYOTA							
Corolla IX (E12/E13)	1.8 Xei M/T-A/T,Xii M,SE-G A/T 1ZZ FE	11.2002->08.2008			OC534		
Corolla IX Verso	1.8 (E12J) 1ZZ-FE	01.2008->	LX2792		OC534		
Corolla (Novo SE-G / XEi / XLi)	1.8L 16v VVT-i Flex	01.2008->	LX2792				
Corolla X	1.8i 16V DOHC (E15) 2ZRFE	01.2012->	LX2792		OX416D1		LA655
Corolla (Altis / New XEi-G S/D)	2.0L 16v Flex	01.2010->	LX2792				
Corolla 1200 Lift Back						KL63	
Corolla XLi, XEi	1.8i 16V	01.1998->	LX811		OC216 / OC534		
Corolla/Fielder	1.6 16V 3ZZ FE	11.2002->08.2008	LX1286		OC216 / OC534		LA395
Corolla/Fielder	1.8 16V 1ZZ FE	11.2002->08.2008	LX1286		OC235 / OC534		LA395
Corolla	2.0 TD	11.2002 08.2008				KC100D	
Corona	2.0i	01.1994->			OC534		
Dyna 150	2.8 D					KC5 / KC83	
Etios	1.5 16V 2NR-FE	2013->	LX4163		OC215		LA655
HiAce	2.0 1RZ	01.1990->			OC133		
Hilux	2.2 4Y	11.1983->09.1986	LX912				
Hilux	2.2 D	01.1979->12.1985	LX912			KC5	
Hilux	2.4D	->01.1996	LX912			KC83	
Hilux	2.4D 2L	01.1983->				KC83	
Hilux	2.4 TD 2GD-FTV	12.2015->				KX570D*	
Hilux	2.5 TD 2KD-FTV	02.2005->	LX2125		OC235 / OC988	KX268D	LA655
Hilux	2.8D 4WD / SR5 L4	01.1996->	LX912			KC83	
Hilux	2.8 TD 1GD-FTV	12.2015->				KX570D*	
Hilux	3.0 Tdi 1KD-FTV	01.2005->	LX2125		OC235 / OC988	KX268D	LA655
Hilux	3.0D 5L	10.2001->01.2005	LX2530				
Hilux	3.4 24V V6 (SW4)	01.1997->12.2001	LX1140		OC275 / OC988	KC83	
Hilux	2.7 VVT-i (2TR-FE) (DOHC VVT-i - SR)	07.2013->			OC988		LA655
Hilux 4WD Sport Limited	2.0	01.2000->	LX912			KC83	
Hilux D/C-S/C	2.8D 3L	10.1997->06.2001	LX912		OC67		
Hilux	2.8 TD 1GD-FTV	12.2015->					
Hilux SW4	3.0 D / TD	01.2001->	LX1140		OC275	KC83	
Hilux SW4	3.0 Tdi 1KD-FTV	08.2005->	LX2125		OC235	KX268D	LA655
Hilux SW4	3.0 Tdi 1KZ-T	11.2000->06.2005	LX2530		OC275		
Hilux SW4	2.8 16v TDi Turbo Diesel (CD/SR) 1GD-FTV		LX4368				
Land Cruiser	2.4 Td 2L-T	10.1985->01.1990	LX912			KC83	
Land Cruiser	3.0 TD (KZJ90/95) 1KZ-TE	04.1996->	LX1140		OC275	KC83	
Land Cruiser	3.0i / 3.2i / 3.4i / 4.0					KC83	
Land Cruiser	4.2	01.1996->	LX1140		OC275	KC5	
Land Cruiser	4.2 2F					KC83	
MR 2	1.6 16V	11.1984->06.1990			OC217/6 / OC534		
MR 2	2.0 16V	11.1984->06.1990			OC217/6 / OC534		
RAV4	4x2 (16'') 2.0 CVT	2016->	LX2792		OX416D1 ECO*		
RAV4	2.0 16V	01.1997->			OC534		
RAV4	2.0L 16v	08.2006->					LA655
RAV4	2.4 VVT-i	11.2005->	LX4146		OC217/6		LA655
RAV4 II	1.8 VVTi (XA2) 1ZZ-FE	06.2000->02.2006			OC534		
RAV4 II	2.0 16V	01.2001->			OC534		
RAV4 II	2.0 VVT-i (XA2) 1AZ-FE	06.2000->02.2006	LX4146		OC217/6		
RAV4 III	2.0 VVT-i (XA3) 1AZ-FE	03.2006->	LX4146		OC217/6		
RAV4 III	2.0 VVT-i 3ZR-FAE	12.2008->	LX2792				

APLICACIÓN / APPLICATION	MOTOR / ENGINE	AÑO / YEAR	 1°	 2°			OTROS / OTHERS
TOYOTA							
RAV4 IV	2.0 VVT-i 3RZ-FE	06.2013->	LX2792				
Stallion, TUV	1.5 5k	01.1986->			OC534		
Supra	3.0 24V (MA70) 7M-GE	01.1986->08.1988			OC988		
Supra	3.0 24V (JZA80) 2JZ-GTE	05.1993->10.1998			OC988		
Tercel	1.3 GL, XL 2E				OC534		
Tercel	1.5 3E				OC534		
VALMET							
128	MWM D229	1985->					HX56
685	MWM 229/3	09.1994->	LX1057		OC26	KX35D / KX43	HX56
785	MWM B 229/4	06.1994->	LX1057		OC26	KX43 / KX24	
1000 Serie					OC335		HC83
118/ 118.4/ 128.4/ 1380 4x4	MWM D 229/60		LX236	LXS41/1	OC60	KX43	HC83 / HX50
1180 -620D Imp		08.1994->04.1998	LX265	LXS37/1	OC335	KX23	
1280 / 138 / 148							HX53
1280 / 1580	MWM - 86		LX236	LXS41/1	OC60	KX35D / KX43	HX55
742VL	411B - 411C				OC30	KX23	
800 Serie					OC335		HC83
85 / 885 4x4	MWM D 229/4	08.1987->04.1992	LX275		OC26	KX35D / KX43	HX50
885 -420D Imp		08.1994->04.1998	LX275	LXS5/1	OC335	KX23	
900 Serie					OC335		HC83
Cart.Segur. 1000- Serie (Agricultural machinery) / 1280 4x2	MWM D-229/6			LXS37/2			
Dirección Hidraulica							HX50
D-Serie 10/ 12/ 15	Perkins 4.10 M / 20 Perkins 4.203 / 2552 Perkins 4.203 / 3056 Perkins 4.203 / 4072 Perkins 4.203				OX18D		
TD-Serie	7 Perkins 6.354 / 78 Perkins 6.354 / 126 Perkins 6.354				OX200D	KX23	
Tractor 380					OC335		
VALTRA							
785	MWM 4.10 TCA		LX1057		OC26	KX43 / KX24	HC83
Todos los modelos c/ Motor Cummins V-504							WFC21
Todos los modelos c/ Motor Cummins VT-555							WFC21
Todos los modelos c/ Motor Cummins VT-378							WFC21
VASALLI							
Modelo 1000 (Aplicaciones industriales)	1200 Perkins / 1500 Perkins		LX265	LXS37/1	OC308 / OC42/1	KX23	
Modelo 1000 (Aplicaciones industriales)	1550 Cummins	2004->			OC1176	KC455	WFC21
Modelo 900 (Aplicaciones Agrícolas)	900 L / 910 Perkins		LX265	LXS37/1	OC308 / OC42/1	KX23	
VAUXHALL							
Movano II	2,3 CDTI		LX1883		OX389/1D		

(*) Filtros en desarrollo

APLICACIÓN / APPLICATION

MOTOR / ENGINE

AÑO / YEAR



1°

2°



OTROS / OTHERS

VOLKSWAGEN

			1°	2°				
8140	MWM 4.10 Turbo	09.1997->11.2009	LX910	LXS37/2	OC60	KC24 / KC121		HX15
8150 E	OD Cummins Int. 4ISBE	01/2003->				KC440		
9150	MWM 4.12 TCA		LX910	LXS37/1	OC35	KC437		HX15
9150 E	OD Cummins Int. 4ISBE	01/2003->				KC440		
11130	MWM D229/6	02.1981->01.1992	LX972	LXS226 / LXS41/1	OC35	KX43 / KX35		
11140	MWM D229/6	02.1981->01.1992	LX972	LXS226	OC35	KX43 / KX35		
12140	MWM D229/6	02.1981->01.1992	LX972	LXS226 / LXS41/1	OC35	KX43 / KX35		
13130	MWM D229/6	02.1981->01.1992	LX972	LXS226 / LXS41/1	OC35	KX43 / KX35		
13170	Cummins 6BTAA		LX1716	LXS260	OC320	KC118 / KC24 / KC113 / KC454		HX15
13170 E	Cummins Int. 4 ISBE	12.2003->	LX1716/1	LXS305		KC440		
13180 E	MWM 4.12 TCE	12.2003->	LX1716/1	LXS305		KC492		
13180	MWM 4.12 TCE	12.2006->	LX2533	LXS269	OC60	KC492	LA652 / LA652/S	HX15 / AL12
13180	MWM 6.10	01.2004->	LX1716/1		OC35	KC437 / KC122	LA652 / LA652/S	HX15
13180	MWM 6.10 TCA		LX1716/1		OC35	KC437	LA652 / LA652/S	HX15
14140	MWM D229/6	02.1981->07.1992	LX972	LXS226 / LXS41/1	OC35	KX43 / KX35		
14170	Cummins 6BTAA	01.1998->	LX972/1	LXS226	OC320	KC107 / KC113 / KC454		WFC1 / HX15
15160	Cummins 6BTAA	01.1998->	LX972/1	LXS226		KC120 / KC24 / KC454		HX15 / WFC2
15160	Cummins 6CTAA	03.1999->09.2004	LX972/1		OC320 / OC60	KX35D / KX43		
15160	MWM D229/6	02.1981->01.1992	LX972	LXS226 / LXS41/1	OC35	KX43 / KX35		
15170	Cummins 6BTAA 5.9 Euro II	01.2001->	LX1716/1	LXS260	OC320	KC113 / KC118 / KC24 / KC454		
15180	MWM 6.10 TCA	01.2000->	LX1716/1	LXS305	OC35	KC122 / KC437 / KC595	LA652 / LA652/S	HX15
16170	Cummins 6 BTAA	01.1998->	LX972/1	LXS226		KC454		HX15
16220	Cummins 6CTAA 8.3T	04.1991->04.2001	LX971	LXS227	OC304 / OC1176	KC6D / KC595		WFC2 / HX15
16300	Cummins 6CTAA 8.3T	04.1992->04.2001	LX971	LXS227	OC304	KC6D		HX15 / WFC2
17160	Cummins 6 BTAA	01.1998->	LX972/1	LXS226	OC320	KC118 / KC454		HX15
17210	Cummins 6BTAA	01.2000->				KC454		
17210	Cummins 6BTAA	06.2007->	LX1716/1	LXS226	OC35	KC113 / KC127		HX15
17210	MWM 6.10 TCA	06.2007->		LXS226	OC35	KC113 / KC437		HX15
17220	Cummins 6 CTAA	01.1992->04.1999	LX971	LXS227	OC320	KC6D / KC595		WFC2
17220	Cummins 6CTAA 8.3T	2000->	LX1716	LXS305	OC1176	KC118 / KC24 / KC113 / KC595		HX15
17280	MAN D0836 280	02.2016->			OX155D / OC206*			
17300	Cummins 6CTAA 8.3 Euro II	04.1998->09.2004	LX1056/1	LXS260	OC304 / OC1176	KC122 / KC113 / KC118 / KC120 / KC24		WFC1 / WFC2 / WFC4
17300	Cummins 6CTAA 8.3 Euro II	01.1992->04.1999	LX971	LXS227	OC320	KC6D / KC595		WFC2
17310	Cummins 6CTAA 8.3 Euro II	01.2004->	LX1716/1		OC304 / OC1176	KC120 / KC6D / KC455 / KC595		
18310	Cummins 6CTAA	11.2001->	LX1056	LXS260	OC304 / OC1176	KC113		HX15 / WFC4
22140	MWM TD229/6	02.1992->03.1999	LX227	LXS42/1	OC35	KX43 / KX35		
22210	Cummins 6CT 8.3	01.1988->12.1992	LX271/2	LXS43/1	OC319	KC6D / KC595		HX15 / WFC2
23250 E	Cummins Int. 6ISBE	01/2004->				KC440		
24220	6ISBE	01.1991-12.2000->	LX971	LXS227	OC304 / OC1176	KC6D / KC595		WFC2 / HX15
24220	Cummins 6CT	01.1992->	LX971		OC304	KC107 / KC113		WFC2 / HX15
24250	Cummins 6CT	01.1992->	LX971		OC304	KC107 / KC113	LA652 / LA652/S	WFC2 / HX15

APLICACIÓN / APPLICATION

MOTOR / ENGINE

AÑO / YEAR



1°

2°



OTROS / OTHERS

VOLKSWAGEN

APLICACIÓN / APPLICATION	MOTOR / ENGINE	AÑO / YEAR	1°	2°	Oil	Fuel	Engine	OTROS / OTHERS
25320 (Constellation 6x2)	Cummins ISC Turbo Intercooler	01.2008->	LX1716/1	LXS305	OC1176	KC595	LA652 / LA652/S	
26260	Cummins 6CTAA	01.1998->	LX1716/1	LXS305 / LXS227	OC304 / OC1176	KC24		WFC1 / HX15
26260	MWM 6.12 TCAE	03.1999->09.2004	LX971	LXS227 / LXS260	OC304	KC113 / KC122		
26300	Cummins 6CTAA 8.3 Euro II	01.2000->10.2003		LXS260	OC304 / OC1176	KC107 / KC113		WFC4
31260	MWM 6.12 TCAE	12.2005->	LX1716/1	LXS305 / LXS260	OC35	KC492		HX15 / AL12
35300	Cummins 6CTAA 8.3	1992->	LX971	LXS227	OC304	KC107 / KC113		WFC2 / HX15
35300	Cummins 6CTAA 8.3T	04.1991-02.2000->	LX971	LXS227	OC304 / OC1176	KC6D		WFC2 / HX15
0180-1808	CN3 NAC	09.1970->05.1985				KX44		
15180 Constellation	MWM Acteon 4.12 TCE	10.2006->	LX2533	LXS296	OC60	KC492 / KC595	LA652 / LA652/S	HX15 / AL12
15180 Worker	MWM Acteon 4.12 TCE	05.2005->	LX1716/1	LXS305 / LXS260	OC60	KC492	LA652 / LA652/S	HX15 / AL12
15180E OD	MWM Acteon 4.12 TCE	11.2004->	LX2533 / LX1716/1	LXS296 / LXS305	OC60	KC492	LA652 / LA652/S	HX15 / AL12
15190E OD	MWM Acteon 4.12 TCE	01.2008->	LX1716/1	LXS305	OC60	KC492		HX15 / AL12
16210CO	MWM 6.10 TCA	03.1999->09.2004	LX265	LXS37/2	OC35			
17210E OD	MWM 6.10 TCA	09.2001->	LX265	LXS37/1	OC35	KC437 / KC122		HX15
17230E OD	MWM 6.12 TCE EuroIII	04.2004->04.2011->	LX1716/1	LXS305	OC35	KC437 / KC118/1		HX15 / AL12
17240OT	MWM 6.10 TCA	09.2001->	LX1716/1	LXS305	OC35	KC118 / KC128 / KC437		HX15
17250 Constellation	Cummins Int 6.0	01.2007->	LX1716/1	LXS305	OC502	KC188 / KC118/1		HX15 / WFC2 / AL12
17250E 4X2	Cummins Int 6.0	01.2004->	LX1716/1	LXS260	OC35			HX15 / WFC4
17260E OT	MWM 6.12 TCAE	04.2004->	LX1716/1 / LX1056	LXS305	OC35	KC118/1		HX15 / AL12
17260E OT	MWM 6.12 TCE EuroIII	04.2011->						HX15
18310 OTE 4X2	Cummins Interact 6	01.2003->	LX1056 / LX1716/1	LXS260	OC304	KC24 / KC6D		HX15 / WFC4
18310 Titan	Cummins 6CTAA 8.3 T	01.2000->	LX1716/1	LXS305	OC304	KC6D / KC120 / KC455		HX15 / WFC1 / AL12
18320E OT	Cummins ISC 320 P5	03.2006->	LX1716/1 / LX1056	LXS305 / LXS260	OC304 / OC1176	KC118/1		HX15 / AL12
18320E OT	MWM 6.12 TCAE	04.2004->	LX1716/1 / LX1056	LXS305 / LXS260	OC35	KC492		HX15 / AL12
19320 Constellation	Cummins ISC	01.2007->	LX1716/1 / LX1056	LXS305 / LXS260	OC304 / OC1176	KC122 / KC127	LA652 / LA652/S	HX15 / WFC4 / AL12
19320 Constellation	Cummins ISC320	06.2013->				KC618*		
24250 Constellation	Cummins Interact 6	01.2005->	LX1056 / LX1716/1	LXS260		KC489	LA652 / LA652/S	HX15
26260 Worker	MWM 6.12 TCE	12.2005->	LX1056 / LX1716/1	LXS260 / LXS305	OC35	KC492		HX15 / AL12
26310 Titan	Cummins 6CTAA 8.3T	01.2002->			OC1176	KC454		
26310 Titan	Cummins 6CTAA 8.3 Euro II	07.2005->	LX1716/1	LXS305 / LXS260	OC304	KC24 / KC113 / KC120 / KC83		HX15 / WFC1 / AL12
31320 Constellation	Cummins ISC	02.2007->	LX1716/1 / LX1056	LXS305 / LXS260			LA652 / LA652/S	HX15 / AL12
5140 Delivery	MWM 4.08 TCE	08.2001->	LX910	LXS37/2	OC60	KL425 / KC18		HX15 / AL12
6.80/ 7.90 P	Perkins 4236	02.1983->01.1987	LX275	LXS5/1	OC324	KX23		
6.90/ 7.9S/ 71110	MWM D229/4	02.1983->01.1987	LX275	LXS5/1	OC26	KX23		
7110S Turbo	MWM T229 GC	02.1983->01.1987	LX265	LXS37/1	OC60	KX43 / KX35		
9140CO TurboPostenf	MWM 4.10 Turbo	03.1993->03.2003	LX910	LXS37/1	OC60	KC18 / KC121 / KC122		HX15
9150 E	Cummins Int. 4 ISBE	01.2003->	LX910	LXS37/1	OC502	KC188 / KC118/1		HX15 / AL12

(*) Filtros en desarrollo

APLICACIÓN / APPLICATION

MOTOR / ENGINE

AÑO / YEAR



1°

2°



OTROS / OTHERS

VOLKSWAGEN

APLICACIÓN / APPLICATION	MOTOR / ENGINE	AÑO / YEAR	1°	2°			OTROS / OTHERS
9150E OD	MWM 4.12 TC4E		LX910		OC35	KC492	HX15
9150OD	MWM 4.10T Euroll 145 cv	01.2002->	LX265 / LX910	LXS37/2	OC35	KC118/1	HX15
Amarok	2.0 TDI (2H) CDBA / CNFA	04.2012->	LX3234		OX388D	KL787	LA182 / LAK182
Amarok	2.0 TDI (2H) CDCA	04.2012->	LX3234		OX388D	KL787	LA182 / LAK182
Amarok	2.0 16V TDI Turbo Diesel - (Highline / Trendline / CD / SE / CS) - Automático / Mecánico CDBA / CDCA - 180 cv	2015->				KL1079*	
Amarok	V6 3.0 TDI 224cv	2017->			OX1076D ECO*		LA182
Bora	1.8 T 20V AGU / AGZ / ARX / AUM	08.2001->05.2005	LX684 / LX1835		OC522	KL79	LAK63
Bora	1.8 T 20V BEK / AWP / AUQ	06.2003->	LX684			KL79	
Bora	1.9 Tdi AGR	05.2000->				KC69	
Bora	1.9 Tdi BEW / ALH / AXR	05.2000->	LX684 / LX1835		OX143D	KL147D	
Bora	2.0 BER / CBPA	05.2000->	LX684 / LX1835		OC522	KL79	LAK63
Caddy	1.6	03.2003->	LX909		OC47	KL237	LA591
Caddy	1.6i Van	01.1999->	LX418		OC47	KL60	
Caddy	1.9 D EA086 1.9SD 1Y	02.1998->04.2009			OC59	KC18 / KL75	LA591
Carat	1.8	02.1992->04.1998	LX208 / LX208/1		OC47		
Cart. Segur. VW Camiones	Cummins			LXS226			
CrossFox	1.6 EA111 BAH / CFZ	10.2005->	LX977 / LX998		OC250 / OC522	KL237	LA120
D1400TD	MWM D229/6	03.1979->09.1981	LX973		OC60	KX43 / KX35	
D400	Perkins 4236	01.1970->07.1981			OC324	KX23 / KL63 / KL222	
D700/DI	Perkins 6357	02.1975->03.1981	LX973		OX200D	KX23	
D750	Perkins 6357	01.1975->02.1981	LX973		OX200D	KX23	
D900	Perkins 6354	01.1977->02.1981	LX236	LXS41/1	OC308	KX23	
D900	Perkins 6357	01.1975->02.1981	LX973		OX200D	KX23	
D950	MWM D225/6	05.1975->04.1978	LX973		OC60	KX43 / KX35	
Dedalus	MWM 4.08 TCE	07.2005->				KC127 / KL422	
Filtro de Nafta Universal (VW)						KL63	
Fox	1.6 EA111 BAH / CFZ	10.2003->	LX1779 / LX977 / LX998		OC250 / OC522	KL237	LA120
Fox	1.9 Sdi ASY	08.2008->03.2010	LX709		OX188D	KL497 / KL497D	LA120
Gacel	1.6 AP	01.1983->11.1993	LX208 / LX208/1		OC47	KL63	
Gacel	1.8 AP / 1.8 UD	05.1987->03.1994	LX208 / LX208/1		OC47	KL63	
Gol	1.0 Mi 8V EA111 AFZ	05.1994->04.1996	LX208 / LX208/1 / LX1779		OC250	KL237	LA591
Gol	1.4 Mi CNBA		LX909		OC47	KL583	LA591
Gol	1.6 CFI / AP 1.6	02.1991->12.1996	LX208 / LX208/1		OC522 / OC47	KL223/1 / KL2 / KL222 / KL223 / KL63	LA591
Gol	1.8L CFI / AP 1.8	09.1991->02.1995	LX208 / LX208/1		OC522 / OC47	KL223/1 / KL2 / KL222 / KL223 / KL63	LA591
Gol	2.0 AP / 2.0 UGA	03.1991->09.1994	LX906		OC522 / OC47	KL2 / KL222 / KL63 / KL237	LA591
Gol / Gol Country	1.0 Mi 8V EA111 AFZ	05.1998->04.2003	LX208 / LX208/1 / LX1779		OC250	KL237	LA591
Gol / Gol Country	1.6 CFI / AP 1.6i	03.1997->02.1998	LX909		OC47	KL2 / KL237 / KL63	LA591
Gol / Gol Country	1.6 D AP1.6DBE	04.1995->02.1998	LX54		OC47	KC18	
Gol / Gol Country	1.6 MI EA827 UNF	03.1995->07.1999	LX909		OC522 / OC47	KL222 / KL2 / KL237	LA591

APLICACIÓN / APPLICATION

MOTOR / ENGINE

AÑO / YEAR



1°

2°



OTROS / OTHERS

VOLKSWAGEN

APLICACIÓN / APPLICATION	MOTOR / ENGINE	AÑO / YEAR	1°	2°				OTROS / OTHERS
Gol / Gol Country	1.6 MI EA827 UNF	06.1998->	LX909		OC522 / OC47	KL222 / KL2 / KL237 / KL237/1	LA591	
Gol / Gol Country	1.8 MI EA827 UDH / UDD	05.1995->07.1999	LX909		OC522 / OC47	KL2 / KL237 / KL223 / KL223/1		
Gol / Gol Country	1.8 MI EA827 UDH / UDD	01.2004->	LX909		OC522 / OC47	KL2 / KL237 / KL223 / KL223/1		
Gol / Gol Country	1.9 SD EA086 / 1.9SD 1Y	04.1998->02.1999	LX684		OC59 / OC47	KL75 / KC18 / KL2 / KL237	LA591	
Gol / Gol Country	1.9 SD EA086 / 1.9SD 1Y	05.2002->	LX684		OC59 / OC47	KL75 / KC18 / KL2 / KL237	LA591	
Gol / Gol Country	1.9 SD EA086 1.9SD BGG	06.1998->10.2009	LX909		OC59	KC18 / KL75	LA591	
Gol / Gol Country	2.0 16V EA827 AJE	02.1999->09.2001	LX684		OC47 / OC522	KL2 / KL237	LA591	
Gol / Gol Country	2.0 EFI	01.1995->12.2000	LX909		OC522 / OC47		LA591	
Gol / Gol Country	2.0 MPFI	05.1995->02.1997	LX909		OC522 / OC47	KL2	LA591	
Gol / Gol Country	2.0i GTI EA827 UQG	08.1995->07.1999	LX909		OC47 / OC522	KL2 / KL29	LA591	
Gol Trend	1.6 8V EA111 CFZ	05.2003->03.2015	LX998		OC47		LA591	
Gol Trend	1.6 8V MSI CFZA	10.2015->	LX998		OC47	KL237	LA591	
Golf	1.8 MI ABS	03.1996->10.1998	LX405		OC47	KL2	LA31	
Golf	1.9 Td AAZ	03.1996->05.1999	LX405		OC59 / OX143D / OX188D	KL75	LA31	
Golf	1.9 TDI (1K1, 1K5, AJ5, 5M1, 521) BRU / BXF / BXJ	03.2004->09.2009	LX1211		OX188D	KX220D / KX178 / KX178D	LA181 / LAK181	
Golf	1.9 Tdi AGR / ALH	04.1996->07.1997	LX405			KL75	LA31	
Golf	2.0 EA113 APK	03.1995->10.1999	LX405 / LX684		OC47 / OC264	KL2 / KL79	LA31	
Golf	2.0 EA113 APK	03.1996->05.1999	LX405 / LX684		OC47 / OC264	KL2 / KL79	LA31	
Golf	2.0i	07.1997->	LX405		OC59	KL2	LA31	
Golf	2.0 TSI (AJ5) CCZA	11.2011->			OC456	KL871	LA181	
Golf	2.8 VR6 AFA	04.1996->10.1999	LX405		OX160D	KL2	LA31	
Golf			LX684		OC522	KL79	LA31	
Golf VII	1.4L TSI motor CHPA		LX4358				LAK888	
Golf / Cabrio	1.8 MI KT	03.1983->10.1989	LX405		OC47	KL2	LA31	
Golf / Variant	1.6 8V EA111 BAH	06.2001->	LX977		OC522 / OC250		LA31	
Golf / Variant	1.6 8V EA113 AEH / AKL / APF	08.1997->06.2006	LX684 / LX1835		OC522	KL79	LA31	
Golf / Variant	1.8 T EA113 AGU / ARZ / AUM	08.1997->06.2006	LX684 / LX1835		OC522	KL79	LA31	
Golf / Variant	1.8 T EA113 AUQ	05.2002->	LX684		OC47 / OC522	KL79	LA31	
Golf / Variant	1.9 Tdi AGR / ALH	05.1999->11.2011	LX684 / LX1835		OX143D / OX188D	KL147D	LA31	
Golf / Variant	2.0 EA113 BER	05.1999->	LX405			KL2 / KL79	LA31	
Golf / Variant	2.8 V6 BDE	10.2003->11.2004	LX405				LA31	
Golf V / Golf Plus	1.6 16V (1K1, 1K5, AJ5, 5M1, 521) BGU / BSE / BSF / CCSA	12.2003->09.2009	LX1566		OC522	KL156/3	LA181 / LAK181	
Golf V / Golf Plus	1.6 16V (1K1, 1K5, AJ5, 5M1, 521) BGU / BSE / BSF / CCSA	12.2003->09.2009				KL156/3	LAK181	
Kombi/Furgon	1.6	01.1975->	LX272/1 / LX272					
Kombi/Furgon	1.6	02.1982->02.1991	LX272/1 / LX200	LXS40/1	OC324	KL2 / KL222 / KL63 / KC18		
Kombi/Furgon	1.8	05.1996->			OC522 / OC47	KL2		
New Beetle	1.8T APH / AVC / AWU / AWW	06.1998->11.2010	LX684 / LX1835		OC522	KL79	LA31	
New Beetle	2.0 AEG/ PK / QY/ ZG / ZJ / VER	06.1998->11.2010	LX684 / LX1835		OC522	KL79	LA31	
New Beetle	2.0 AZJ / AQY	10.2003->04.2005	LX684 / LX1835		OC522	KL79	LA31	

(*) Filtros en desarrollo

APLICACIÓN / APPLICATION

MOTOR / ENGINE

AÑO / YEAR



1°





2°







OTROS / OTHERS

VOLKSWAGEN

APLICACIÓN / APPLICATION	MOTOR / ENGINE	AÑO / YEAR	1°	2°	OC324	KX23 / KL63 / KL222	LA181 / LAK181	OTROS / OTHERS
P700	Perkins 4236	01.1970->07.1981			OC324	KX23 / KL63 / KL222		
P900	Perkins 4236	01.1970->07.1981			OC324	KX23 / KL63 / KL222		
Passat / Passat CC	1.8 TSI (36) CDAA	11.2010->	LX1211		OC456		LA181 / LAK181	
Passat / Passat CC	2.0 TDI (36, 357) CFGB	11.2010->	LX1211				LA181 / LAK181	
Passat / Passat CC	2.0 TSI (36, 357) CCZB	11.2010->	LX1211		OC456	KL871	LA181 / LAK181	
Passat / Variant	1.8 ADR / APT / APW / ARG	10.1996->12.2000	LX448		OC522	KL2	LA45	
Passat / Variant	1.8 Turbo AEB / ANB / APU	10.1996->12.2000	LX448		OC522	KL2	LA45	
Passat / Variant	1.8 Turbo ANB	02.1998->10.2001	LX448		OC264	KL2	LA45	
Passat / Variant	1.8 Turbo APU	02.1998->10.2001	LX448		OC264	KL2	LA45	
Passat / Variant	1.8 Turbo AWT	11.2000->09.2005	LX448		OC522	KL2	LA45	
Passat / Variant	1.9 Td AAZ	03.1994->05.1997	LX296			KL75		
Passat / Variant	1.9 Tdi 1Z	02.1995->10.1999	LX537		OC59 / OX143D / OX188D	KL147D		
Passat / Variant	1.9 TDI AFN / AVG	10.1996->12.2000	LX448				LA45	
Passat / Variant	1.9 Tdi AVF / AWX	11.2000->09.2005	LX448		OX143D	KL147D	LA31	
Passat / Variant	1.9 Tdi BKC / BLS / BXE	06.2005->	LX1211		OX188D	KX220D	LA181	
Passat / Variant	2.0 ALT	11.2000->09.2005	LX448		OC522	KL2	LA31	
Passat / Variant	2.0 AZM	11.2000->09.2005	LX448		OC522	KL2	LA31	
Passat / Variant	2.0 FSI BVZ	02.2006->02.2010			OX379D			
Passat / Variant	2.0 FSI BLR/X/Y,BVX/Y/Z	03.2005->11.2010	LX1566		OX379D		LA181	
Passat / Variant	2.0 T FSI BWA / CAWB	10.2007->	LX1211		OX379D			
Passat / Variant	2.0 Tdi BGW / BHW	09.2003->09.2005	LX448		OX143D / OX188D	KL147D	LA31	
Passat / Variant	2.0 Tdi BKP / BMP / CBAB / CBAC	06.2005->	LX1211		OX188D	KX220D / KX178 / KX178D	LA181	
Passat / Variant	2.0i AEP	02.1995->10.1998			OC47 / OC522	KL2		
Passat / Variant	2.0i AGG	02.1995->10.1998			OC47	KL2		
Passat / Variant	2.5 TDI V6 BAU, BDH	02.2003->09.2005	LX593/1		OX164D	KL154	LA31	
Passat / Variant	2.8 V6 AMX	11.2000->09.2005	LX448		OC485		LA31	
Passat / Variant	2.8 VR6 ACK	02.1995->10.1998	LX448		OC485	KL2	LA45	
Passat / Variant	4.0 W8 4Motion BDN	03.2001->10.2004	LX448		OX160D		LA31	
Passat CC	1.9 TDI BKC / BLS / BXE	03.2005->	LX1211		OX188D	KX220D	LA181 / LAK181	
Passat CC	2.0 TDI BKP / BMP / CBAB / CBAC	03.2005->	LX1211		OX188D	KX228D / KX220D / KX178 / KX178D	LAK181	
Passat CC	2.0 TFSI AXX / BWA / CAWB / CBFA / CCTA / CCZA	03.2005->	LX1211		OX379D		LA181 / LAK181	
Passat CC	3.2 FSI AXZ	06.2005->	LX1500		OX188D		LA181	
Passat CC	3.6 FSI (358) BWS	02.2012->	LX1500		OX160D Eco		LA181	
Passat	2.0 Tdi BlueMotion Motor CLA	2011->	LX1211		OX388D	KX342 ECO*	LAK181	
Pointer	2.0 GTI	10.1993->	LX906		OC47	KL2		
Pointer	AP 1.6	06.1994->04.1997	LX906		OC47	KL223		
Pointer	AP 1.8i USB	01.1993->12.1997	LX906		OC47	KL223		
Polo Classic	1.6 8V EA827 UVC	01.2001->11.2009	LX418		OC522 / OC250 / OC47	KL583 / KL60	LA31	
Polo Classic	1.6 MI EA827 UVC	01.1996->10.2001	LX418		OC47	KL60	LA31	
Polo Classic	1.8 MI ADZ	02.1997->09.2000	LX418		OC47 / OC522	KL2 / KL223 / KL583 / KL60 / KL223/1	LA31	
Polo Classic	1.8 Mi EA827 USF	01.2001->11.2009	LX418			KL583 / KL60		
Polo Classic	1.8 MI EA827 USF	06.1996->05.2001	LX418		OC47	KL2 / KL223 / KL583 / KL60 / KL223/1	LA31	
Polo Classic	1.9 SD EA086 1.9SD 1Y	12.1995->09.1999				KL75		

APLICACIÓN / APPLICATION	MOTOR / ENGINE	AÑO / YEAR	 1°	 2°			OTROS / OTHERS
VOLKSWAGEN							
Polo Classic	1.9 SD EA086 1.9SD 1Y	12.1995->09.2000		OX143D / OC59	KL75	LA31	
Polo Classic	1.9 Tdi AGR	01.2001->11.2009	LX997	OC47	KL103	LA31	
Polo Classic	1.9 Tdi AGR	01.1996->09.2000	LX997	OX143D / OC47	KL103	LA31	
Polo V	1.6 16V CLSA	12.2015->	LX4558*				
Polo V	1.6 105 Nafta	12.2015->	LX4558*				
Quantum	1.8 Carburador UD	08.1990->10.1994	LX906 / LX208 / LX208/1	OC47 / OC522	KL2 / KL222 / KL63		
Quantum	1.8 UDB / UDJ	02.1993->04.1996	LX906	OC522	KL2 / KL222 / KL63		
Quantum	2.0 Carburador	08.1990->10.1994	LX906	OC47 / OC522			
Quantum	2.0 EA827 UQB	08.1993->04.1996	LX906	OC47 / OC522	KL2		
Quantum	2.0 EA827 UQC	08.1993->04.1996		OC47 / OC522	KL2		
Quantum	2.0 EA827 UQH	08.1993->04.1996		OC47 / OC522	KL223/1 / KL2		
Santana	1.8 AP CFI	01.1993->12.1996	LX208 / LX208/1	OC47 / OC522	KL223/1		
Santana	1.8 AP EFI	01.1996->12.2001	LX906	OC47 / OC522	KL237		
Santana	2.0 Carburador	04.1990->08.1999	LX906	OC47 / OC522	KL223/1		
Saveiro	1.6	01.1995->12.1996	LX208 / LX208/1	OC47		LA591	
Saveiro	1.6 CHT	01.1991->12.1994	LX906		KL222		
Saveiro	1.6 D AP1.6DBE	04.1995->02.1998	LX54	OC47	KC18 / KC166	LA591	
Saveiro	1.6 EA111	04.2010->	LX998	OC250	KL237	LA591	
Saveiro	1.6 MI / AE 1.6 UNB	09.1991->11.1997		OC47	KL2 / KL223 / KL223/1		
Saveiro	1.6 MI EA827 UNF	03.1996->11.2001	LX906	OC47 / OC522	KL222	LA591	
Saveiro	1.6D BE	10.1990->11.1997		OC59	KC18 / KC166		
Saveiro	1.9 D	01.1999->	LX909	OC59	KL75	LA591	
Saveiro	1.9 D EA086 1.9SD BBG	10.2003->07.2010	LX909	OC59	KC18		
Scirocco	1.4 TSI 160 cv CAVD			OC593/4	KL871	LA181	
Scirocco	2.0 TSI CCZB	05.2012->		OC456		LA181	
Senda	1.6 AP / 1.6 UN	03.1989->11.1997	LX208 / LX208/1	OC47			
Senda	1.6D BE	09.1990->11.1997	LX54	OC47 / OC59	KC18		
SERIE 2000							0621 1718
Sharan	1.8 T 20V AJH / AWC	09.1997->08.2010		OC522	KL2		
Sharan	1.9 Tdi AFN / AVG	09.1996->03.2000			KL75		
Sharan	1.9 Tdi AJM / AUY / BVK	04.2000->08.2010		OX143D	KL75	LAK226	
Sharan	2.0 TSI CCZA	11.2010->		OC456	KL871	LA181	
Suran	1.9 Sdi ASY	09.2007->03.2011	LX709	OX188D	KL497 / KL497D	LA120	
Suran	1.6 8V EA111 BAH / CFZ	10.2006->11.2015	LX977 / LX998	OC250	KL237	LA120	
Suran	1.6 8V MSI CFZA	10.2015->	LX998	OC250	KL237	LA120	
Suran	1.6 16V EA112 CWSA	10.2015->	LX998	OC250	KL237	LA120	
Suran Cross	1.6 8V EA111 BAH / CFZ	08.2011->11.2015	LX977 / LX998	OC250	KL237	LA120	
Suran Cross	1.6 8V MSI CFZA	10.2015->	LX998	OC250	KL237	LA120	
Tiguan	2.0 TDI CAWA / CCTB / CCZC	03.2007->	LX1211	OX188D		LA181 / LAK181	
Tiguan	2.0 TDI (5N) CBAB / CFFB / CLJA	11.2007->			KX220D	LA181	
Tiguan	2.0 TSI CAWA / CCTB / CCZC	01.2008->	LX1211	OC456	KL871	LA181 / LAK181	
Touareg I	2.5 TDI R5 BAC/BPE	11.2002->04.2010	LX792	OX188D	KL229/4	LA182	
Touareg I	3.2 V6 AZZ, BAA, BRS	11.2002->04.2010	LX792			LA182	

(*) Filtros en desarrollo

APLICACIÓN / APPLICATION	MOTOR / ENGINE	AÑO / YEAR					OTROS / OTHERS
			1°	2°			
VOLKSWAGEN							
Touareg I	3.2 V6 BMW, BMX, BKJ, BRJ	09.2003->04.2010	LX792		OX160D		LA182
Touareg I	3.6 FSI BHK	10.2005->04.2010	LX792		OX160D Eco		LA182
Touareg I	4.2 V8 AXQ, BHX	05.2003->04.2010	LX792		OX350/4D ECO / OX350/4D		LA182
Touareg I	4.2 V8 FSI BAR	01.2007->04.2010	LX792		OX350/4D ECO / OX350/4D		LA182
Touareg I	5.0 TDI V10 AYH, BLE	11.2002->04.2010	LX792				LA182
Touareg II	3.0 TDI (7P) CASA/CNRB	01.2011->	LX792 / LX2024/1		OX196/3D / KX341		LA182 / LAK855
Touareg II	3.0 TDI (7P) CASD, CJMA	11.2010->	LX792		OX196/3D		LA182
Touareg II	3.0 TSI Hybrid (7P) CGEA, CGFA	04.2013->	LX792				LA182
Touareg II	3.6 FSI (7P) CGRA	06.2010->	LX792 / LX2024/1		OX160D ECO / OX160D / OX983D		LA182
Transporter Furgon	1.9 Td ABL	10.1992->06.2003	LX296		OC59	KL75	
Transporter Furgon	1.9d 1X	09.1990->06.2003				KL75	
Transporter	2.0 TDI	05.2011->					LA307
Transporter	2.5 TDI	04.2006->07.2011					LA307
Up!	1.0L CWVA	06.2014->	LX3306		OC977/1		LA811
Vento TSI	1.4L		LX4358				
Vento / Variant	1.9 Tdi BXE	05.2006->	LX1211		OX188D	KX220D / KX178 / KX178D	LA181 / LAK181
Vento / Variant	2.0 T FSI BWA / CAW	02.2007->	LX1262		OX379D	KL572	LA181 / LAK181
Vento / Variant	2.0 Tdi	11.2006->	LX1211		OX188D	KX220D / KX178 / KX178D	LA181 / LAK181
Vento / Variant	2.0 TSI	03.2011->	LX1262		OX379D	KL572	LA181 / LAK181
Vento / Variant	2.5 170cv CCCA	03.2011->	LX2093		OX379D	KL156/3	LA181 / LAK181
Vento / Variant	2.5 BTK	11.2006->11.2009	LX2093		OX379D	KL156/3	LA181 / LAK181
Voyage	1.6 8V EA111 BAH / CFZ	10.2008->	LX998		OC47		LA591
VW 85TU9B64C						KC131	
VOLVO							
240		11.1978->			OC18	KL63 / KL222	
260	B27A V6	09.1974->			OC18	KL63 / KL222	
340	B14 / B14E / B17	05.1984->10.1991				KL63 / KL222	
440	1.9 Turbo Diesel	06.1994->02.1996				KX23	
440	D13A					KC491D	
460	1.9 Turbo Diesel	09.1994->02.1997				KX23	
480	D13A					KC491D	
4300	TD 42	01.1977->10.1982	LX265	LXS37/2	OC41	KX23	
11036607-7/ Donaldson P164378							HC102 / HC112
240 Rural	2.0 T B19ET	08.1983->05.1993			OC18		
340 / 360	1.6 D D 16	10.1992->11.1997			OC1009	KC18 / KX24	
440 / 460	1.9 TD D 19 T	10.1992->11.1997				KC18	
440-460-480	B 16 F	03.1988->05.1996	LX492				
520	D13A					KC491D	
520C	Deutz F4L 1011F (41)56	01.1997->	LX1687/1	LXS259		KC24 / KX368 / KX363	
740 Sedan / Rural	2.4 D D24	07.1986->08.1990			OC18 / OC308		
760 Sedan / Rural	2.4 TD D24T	04.1983->10.1989			OC18 / OC308		
940 Sedan / Rural	2.4 TD D24TIC	05.1991->03.1997			OC308	KL29	
B10		01.1997->06.2005	LX1055/1		OC121		

APLICACIÓN / APPLICATION

MOTOR / ENGINE

AÑO / YEAR



1°

2°



OTROS / OTHERS

VOLVO

APLICACIÓN / APPLICATION	MOTOR / ENGINE	AÑO / YEAR	1°	2°				OTROS / OTHERS
FH12		04.1992->10.1995			OC121		LA148	
FH12 Globetrotter	D12A 380 Top Gun	11.1998->12.2004	LX1281	LXS282	OC121 / OC282	KC75 / KC123	LA148	HX15 / AL12 / OC204 / HC45 / WFC17
FH12 Globetrotter	TD12A Importado	1993->1997	LX832/1				LA148	
FH400	D13A/B 400	09.2005->	LX1281	LXS282 / LXS319	OC282	KC251 / KC429D / KC597D	LA653	HC102 / HX77
FH420	D13C-420	04.2009->				KC429D / KC597D	LA148	
FH440	D13A/B 440	06.2007->	LX1281	LXS282 / LXS319	OC282	KC251 / KC429D / KC597D	LA653	HC102 / HX77
FH440	D13A/B 440	09.2005->08.2008	LX1281	LXS282 / LXS319	OC282	KC251 / KC429D / KC597D	LA653	HC102 / HX77
FH460	D13C-460	04.2009->				KC429D / KC597D	LA148	
FH480	D13A 480	02.2007->	LX1281	LXS282 / LXS319	OC282	KC251 / KC429D	LA653	HC102 / HX77
FH480	D13A 480	09.2005->08.2008	LX1281	LXS282 / LXS319	OC282	KC251 / KC429D	LA653	HC102 / HX77
FH500	D13B/C-500	09.2007->				KC429D	LA148	
FH520	D13A/B 520	09.2005->	LX1281	LXS282 / LXS319	OC282	KC251 / KC429D	LA653	HC102 / HX77
FH540	D13C-540	04.2009->				KC429D	LA148	
FM	D9B 300	01.2008->			OC282		LA148	
FM12	D12D 340	08.2006->11.2007			OC121 / OC282	KC123 / KC575 / KC636*	LA653	HC102
FM12	D12D 340	11.2001->09.2005			OC121 / OC282	KC123 / KC251 / KC575 / KC636*	LA653	HC102 / HX77
FM12	D12D 380	11.2001->09.2005			OC121 / OC282	KC362D / KC575 / KC636*	LA653	HX77
FM12	D12D 420	11.2001->09.2005			OC121 / OC282	KC123 / KC251 / KC575 / KC636*	LA653	HX77
FM12	D12D 460	05.2003->09.2005			OC121 / OC282	KC123 / KC251	LA653	HC102 / HX77
FM12		03.1998->			OC121		LA148	
FM12		03.2004->					LA653	
FM12 (4x2)	D12C 340 Turbo y Intercooler	02.2001->	LX1587		OC121 / OC282	KC75 / KC123 / KC128	LA653	AL12 / WFC1
FM12 (6x2)	D12C 380 Turbo y Intercooler	02.2001->	LX1587		OC121 / OC282	KC75 / KC123 / KC128	LA653	AL12 / WFC1
FM12 (6x2)	D12C 380 Turbo y Intercooler	04.2001->	LX1587		OC121 / OC282	KC75 / KC123 / KC128	LA653	AL12 / WFC1
FM12340	D12C	01/2000 >						WFC26
FM12380	(D12C)	01/2001 >						WFC26
FM12420	D12C	01/2000 >						WFC26
FM 300	D9B-300	09.2008->07.2009				KC429D	LA148	
FM 340	D9B-340	09.2008->07.2009				KC429D	LA148	
FM 370, FMX 370	D11C-370 E5/EEV	04.2009->				KC251 / KC429D	LA148	HX77
FMX 400	D13A/B-400	09.2008->				KC251 / KC429D / KC597D		HX77
FMX 440	D13A/B-440	09.2008->				KC251 / KC429D / KC597D		HX77
FMX 480	D13A/B-480	09.2008->				KC251 / KC429D / KC597D		HX77
N 10 / N 10H / N 12 / N 12H		04.1980->	LX1102				LA656	
N10	T101F - G - TD 121F Intercooler	02.1980->	LX1098 / LX1098/1 / LX1102		OC121	KC24	LA656	
N10	T101FG Turbo Interc. / TD100A/101G/120GA	01.1980->03.1993	LX1098 / LX1098/1		OC121	KC24	LA656	HX15
N10	T101FG Turbo Intercooler	01.1993->	LX1098 / LX1098/1		OC121	KC24	LA656	HX15
N10 H, XH, XHT, N12H, XH, XHT	TD100A / 101G / 120GA	01.1980->	LX93 / LX1102		OC121	KC24	LA656	
N12	T101F - G - TD 121F Intercooler	02.1980->	LX1098 / LX1098/1 / LX1102		OC121	KC24	LA656	

APLICACIÓN / APPLICATION

MOTOR / ENGINE

AÑO / YEAR



1°

2°







OTROS / OTHERS

VOLVO

APLICACIÓN / APPLICATION	MOTOR / ENGINE	AÑO / YEAR	1°	2°	OC121	KX89/2D / KC24	LA656	HX15
N12	TD 121F Intercooler	01.1993->	LX1098 / LX1098/1		OC121	KX89/2D / KC24	LA656	HX15
N12	TD 121F Intercooler / TD 100A/ 101G/ 120GA	01.1980->					LA656	HX15
N12 H - XH - XHT	TD121G	01.1984->	LX1098 / LX1098/1	LXS7233	OC121	KC24 / KX89/2D	LA656	HX15
NH 12 140 EDC Gold TD 123/E/ES	D12C con Inj. Eletr.	07.1999->12.2006	LX1281	LXS282	OC121 / OC282	KC75		HX15 / AL12 / HC45
NH 12 360 EDC Gold TD 123	Con Inyeccion directa	01.1998->10.2002	LX1281	LXS282	OC121 / OC282	KC75 / KC124 / KC124/1		HX15 / AL12 / HC45
NH 12 380	D12C 380	07.1999->	LX1281 / LX832/1	LXS282	OC121 / OC204 / OC282	KC123 / KC75		HX15 / AL12 / WFC17 / WFC26
NH 12 380 EDC Gold TD 123/E/ES	D12C con Inj. Eletr.	07.1999->12.2006	LX1281	LXS282	OC121 / OC282	KC123 / KC75		HX15 / AL12 / OC204
NH 12 420	D12C 420	07.1999->12.2006	LX1281 / LX832/1	LXS282	OC121 / OC282 / OC403	KC123 / KC75 / KC575 / KC636*		HX15 / AL12 / OC204
NH 12 460	D12D con Iny. Electr.	07.1999->12.2006	LX1281	LXS282	OC121 / OC204 / OC282	KC123		HX15 / AL12
NH12	D12C					KC123		
NH12	D12D	04.1999->10.2003				KC123		
NH12		07.1999->12.2006			OC121			
NH12 380 4X2	D12C 380	08.1999->10.2003	LX1281 / LX832/1	LXS282	OC121 / OC282	KC123 / KC75		0621 1700 / HX15 / AL12 / OC204 / WFC17
NH12 420	D12C 420	07.1999->12.2006			OC282	KC75 / KC123		OC204
NH12 460	D12D c/ Iny. Eletr.	12.2006->	LX1281	LXS282	OC121 / OC282	KC362D		HX15 / AL12 / OC204
NH12 460 4X2	D12D 460	09.2003->10.2007				KC362D		0621 1700
NH12-460	D12C 460	07.1999->	LX1281 / LX832/1	LXS282	OC121 / OC204 / OC282	KC123 / KC75		AL12
NH12340	D12C	01/1999 >						WFC26
NH12380	D12C	1998 >						WFC26
NH12420	D12C	1998 >						WFC26
NL	D10A cil. 9.6 Intercooler		LX1055/1		OC121	KC24		HX15
NL	TD 123ES/ E cil 12.0 / D 10A cil. 9.6 Intercooler		LX1055/1		OC121	KC24		HX15
NL 10 280	TD101-TD102	04.1998->			OC121	KC24	LA656	
NL 10 320 D10A/ 12.360 TD123E/ 12.140 TD123ES / NL320 D10A	Todos EDC Gold	05.1996->08.1997	LX1055/1	LXS7231	OC282 / OC121	KC75 / KC124	LA656	HX15 / AL12
NL 10 340	TD101-TD102	04.1998->	LX1055/1 / LX1102	LXS7231	OC121	KC24	LA656	
NL 10.280 / 340	TD 101 - TD 102	07.1989->02.1997	LX1055/1 / LX1102	LXS7231	OC121	KC24	LA656	
NL 12 H - XH - XHT	TD121G	01.1984->	LX1098 / LX1098/1	LXS7233	OC121	KC24 / KX89/2D	LA656	HX15
NL10		03.1989->			OC121		LA656	
NL10 280	TD 101G/102FS/122FS	01.1991->03.1994	LX1055/1		OC121	KC24	LA656	HX15
NL10 320 EDC Gold	D10A con Inj Eletr.	01.1991->	LX1281	LXS282	OC282 / OC121	KC75 / KX89/2D / KC124 / KC124/1	LA656	HX15
NL10 340	TD 101G/102FS/122FS	01.1998->	LX1055/1		OC175 / OC121	KC24	LA656	HX15
NL10 340	TD 101G/102FS/122FS	01.1991->03.1994	LX1055/1		OC121	KC24	LA656	HX15
NL10-Serie	MWM 6A	01.2003->			OC121		LA656	
NL12 360	TD123ES con Iny Electr	01.1998->	LX1281	LXS282	OC121 / OC282	KC75 / KX89/2D / KC124 / KC124/1 / KC575 / KC636*	LA656	HX15
NL12 400	TD 101G/102FS/122FS	01.1991->03.1994	LX1055/1		OC121	KC24	LA656	HX15

(*) Filtros en desarrollo

APLICACIÓN / APPLICATION	MOTOR / ENGINE	AÑO / YEAR	 1°	 2°			OTROS / OTHERS
VOLVO							
NL12 410 ED GOLD	TD123ES con Iny Eletr	01.1998->	LX1281	LXS282	OC282 / OC121	KC75 / KX89/2D / KC124 / KC124/1	LA656 HX15
NL12 410 ED GOLD	TD123ES con Iny Eletr	01.1998->	LX1281	LXS282	OC282 / OC121	KC94 / KC121 / KX89/2D / KC124 / KC75	LA656 HX15
NL12.400	TD122FS Intercooler	01.1993->	LX1055/1	LXS7231	OC121	KC24 / KX89/2D	LA656
S40	1.9 T4 (VS) B 4192 T2	05.1997->07.2000	LX577				
S40	1.9 Td D 4192 T	11.1995->08.1999	LX572				
S40	1.9 Tdi D4192T	06.1998->09.2001				KC24	
Serie V			LX1098 / LX1098/1		OC121 / OC282	KX89/2D / KC124 / KC75	AL12 / HX15
V40	1.9 T4 B4194T 2	07.1998->05.2002	LX577				
V40	1.9 Tdi D4192T	09.1998->05.2001				KC24	
V70	2.5 Tdi D5252T	01.1997->08.1998				KC18	
VM15 210	MWM5A206	01.2005->			OC121	KC492	HX15
VM17 206 4x2	MWM 6A	01.2003->	LX1313/1	LXS312	OC121	KC75 / KC123	AL12 / HX15
VM17 206 6x2	MWM 6A	01.2003->	LX1313/1	LXS312	OC121	KC75	AL12
VM17 210 4X2	MWM6A210	09.2003->10.2007	LX1313/1	LXS312	OC121	KC75	
VM17 240 4x2	MWM 6A	01.2003->	LX1313/1	LXS312	OC121	KC123 / KC75 / KC575 / KC636*	AL12
VM23 206 6x2	MWM 6A	01.2003->	LX1313/1	LXS312	OC121	KC123 / KC75 / KC575 / KC636*	AL12
VM23 210 6x2	MWM 6A	01.2003->	LX1313/1	LXS312	OC121	KC75 / KC575 / KC636*	
VM23 210 6X2	MWM Serie 10 6.10TCA 206	01.2005->10.2007	LX1313/1	LXS312	OC121	KC75	
VM23 240 6x2	MWM 6A	03.2004->	LX1313/1	LXS312	OC121	KC75 / KC123	AL12
VM23 240 6X2	MWM Serie 10 6.10TCA 240	01.2005->10.2007	LX1313/1	LXS312	OC121	KC75	AL12
VM260	MWM7A260	01.2005->	LX1313/1	LXS312	OC121	KC492 / KC595	HX15 / AL12
VM310	MWM7A310	01.2005->	LX1313/1	LXS312	OC121	KC492 / KC595	HX15 / AL12
Volvo/Busscar B10 / B12 6X2	DH10A360	06.2006->	LX93		OC282	KC75 / KC94	
Volvo/Busscar Paradiso 1800DD B10R 6X2	DH10A360	06.2006->	LX93		OC282	KC75 / KC94	
VARIOS						KX89/1D	
WINGET/DYNAPAC							
CA-Serie			LX243/1	LXS37/1	OC26	KX43	
YAMAHA							
FZR 600 R					OC575	KX90	
Scooter YP 400 MAJESTY					OX407		
TDM 850					OX803		
TDM 890					OX803		
XT 600					OX803		
XTZ 660 TENERE					OX803		
XTZ 750 SUPER TENERE					OX803		
VIRAGO					OX803		
YFM 700 ATV					OX803		
YBR E	125 cc	2000->	LX3110				
YBR Factor	125 cc	2008->	LX3110				
YANMAR							
1040 / 1050 / 1050D	Motor estacionario					KX90	

APLICACIÓN / APPLICATION

MOTOR / ENGINE

AÑO / YEAR



1°

2°



OTROS / OTHERS

ZANELLO

APLICACIÓN / APPLICATION	MOTOR / ENGINE	AÑO / YEAR	1°	2°				OTROS / OTHERS
4400	Caterpillar		LX1101		OC121	KC430D		
200-Serie - 230 C, 230 CC, 230 DT, 250 CC, 250 DT	Cummins 6B- 6BT 5.9					KC455		
230 / 240 / 250 / 460 / 480 / 500 / 540 / 900 / 3304	Cummins					KC107		
3000-Serie - 3304	Cummins					KC455		
4000-Serie (Maquinas agricolas)	Perkins 6.354 F IV		LX236 / LX265	LXS41/1 / LXS37/1	OC308 / OC42/1	KX23		
4000-Serie (Maquinas agricolas)			LX265	LXS37/1	OX197D	KX35		
4000-Serie (Maquinas agricolas)					OC121			
400-Serie (Maquinas agricolas)			LX1101		OC121			
400-Serie - 460 C, 480 C	Cummins 6BT 5.9					KC455		
4200P / 4300 F / P414 / P417 / UP100			LX265	LXS37/1	OC308 / OC42/1	KX23		
425 C	Caterpillar		LX265	LXS37/1	OC121	KC430D		
500-Serie - 500 C, 540 C, 580 C	Cummins 6CT 8.3				OC1176	KC455		WFC21
700-Serie - 700 C	Cummins 6CTAP - 8.3/ Cummins NT855A				OC1176	KC454 / KC508D		WFC21
900-Serie - 900 C	Cummins NTA A 400				OC1176			WFC21
C-Serie (Maquinas agricolas)	Caterpillar		LX1101		OC121	KC430D		
C-Serie (Maquinas agricolas)	Caterpillar		LX265	LXS37/1	OC121	KC430D		
M200	MWM D 229/4				OC26	KC18 / KX43		
UP-Serie			LX236	LXS41/1	OC26	KX23		

(*) Filtros en desarrollo

0621 1700 - Vaso Removible para los filtros de combustible: KC121, KC122, KC123, KC124, KC125, KC126

0621 1718 - Vaso Removible para los filtros de combustible: KC119, KC120

0951 127M1 - Elemento de Disco Colador para el Motor Mercedes Benz OM 366 Turbo

TABLA DE CONVERSIÓN / CROSS REFERENCE



MAHLE	MANN	FRAM
0621 1700	-	-
0621 1718	-	-
0951-127M1	-	-
AL12	TB1374X	PFA5693 RV
AL14	TB1374/3X / TB1394/3X	-
AL24	TB1394/1x	-
AL26	TB1394/5x	-
HC101	-	-
HC102	WH980/3	P6893 RV
HC103	-	-
HC104	WH980	-
HC105	WH980/3	P6893 RV
HC106	-	-
HC107	-	-
HC108	-	-
HC109	-	P7566 RV
HC110	-	-
HC45	W719/4	PH2870A
HC62	WD950/2	-
HC76	W950/8	P4637 RV
HC81	-	PH10229
HC82	W1265	P10301
HC83	W950/12	P5573 RV
HC84	W950/8	P4637 RV
HC85	W1290/1	P3961
HC86	-	-
HC96	W930/14	PH8798 RV
HC99	W1374/2	P5158
HX15	H601/4	CH803 APL
HX40	H710/1x	-
HX50	H813/3	-
HX51D	H1291/1	-
HX52	H1497/1	C1660 A RV
HX53	H710/1n	-
HX54	H914	-
HX55	56230054171	-
HX56	56240053241	-
HX57D	H1278	-
HX58	H119	-
HX77	HU721x	CH9535ECO
HX80	-	-
HX84	H2826	FT1187
HX84D	H2826 KIT	-
KC101	WK824/3	PS9841 / PS10667
KC107	WK940/7	P3401
KC113	WK731	P4102
KC114	WK950/13	P1104
KC118	WK947/1	-
KC118/1	WK950/26X	-
KC119	WK940/24	PS6643 RV
KC120	WK940	-
KC121	WK1060/3X / WK1030	PS9029 RV
KC122	WK1040 (Viene con el vaso incluido en la caja)	PS8187 RV
KC122/1	-	-
KC123	WK1060/5x	-
KC124	WK1060/1	PS9025 RV
KC124/1	WK1060/1	PS9025
KC125	WK1060 / WK1050/1	PS9026 RV

MAHLE	MANN	FRAM
KC125/1	WK1050/1	PS9026 / PS10610
KC126	WK1060/4 (vaso fijo) / WK1060/8X (vaso removible)	PS9027 RV
KC126/2	-	-
KC127	WK1156/1	PS7171
KC128	WK1060/2 (Vaso fijo) / WK1156 (sellado)	PS9028
KC129/1	WK758	PS8787
KC130	WK854/1	-
KC131	-	-
KC132	WK815	P5173 RV
KC133	WK955/2	P1103 A RV
KC134	WK950/13	P8264 RV
KC166	WK842	P8043 / P3522
KC171	WK1149	P9421
KC18	WK842/2	P4183
KC182	WK854/2	PS9553WST
KC184	WK940/2	-
KC186	WK950/6	P5614 RV
KC187	WDK962/16	P8943
KC188	WK950/21	P9454
KC191	WK9165x	-
KC192	WK950/16	-
KC197	WK940/20	P9450
KC20	WK712/2	P4508
KC200	WK1080/7X	P10701
KC214	WK950/19	P9421
KC217	-	-
KC22	WK716	P4159
KC222	WK11102/5	P3376 RV
KC24	WK727 / WK723	P4102/P4182
KC251	WDK11102/9	P9626 RV
KC28	WK950/3	P1104
KC300	WDK11102/11	-
KC362D	WK9051	-
KC378D	-	-
KC384	WK1040/1x	-
KC384D	WK1040/1X	-
KC4	WK1162	P4105
KC416	WDK940/7	-
KC429D	WK11001x	-
KC430D	WK1175x	-
KC437	WK1124	P10607
KC441	-	-
KC444	WK1140	-
KC445	WK1060/6X	-
KC446	WK1146	-
KC454	WK940/1	-
KC455	WK719/6	-
KC459	WK965/1	-
KC46	WK940/11	PS4886
KC489	PF420	-
KC492	WK962/13	-
KC5	WK815/80 (WK815/86)	P3627 (P4178)
KC500D	WK1060/8x	-
KC507	-	-
KC507D	WK940/41x	-
KC508D	WK965	-
KC509	WK9045	-
KC51	WK836 (WK821 y WK736)	P5537

(*) Filtros en desarrollo



TABLA DE CONVERSIÓN / CROSS REFERENCE



MAHLE	MANN	FRAM
KC539	-	-
KC571	-	-
KC63/1D	WK817/3X	P4549A
KC69	WK845/1	P5651
KC6D	WK731 / WK724	P4688/P4182
KC75	WK962/7	P5694
KC8	WK940/5	-
KC83	WK828	PS4922
KC94	WK940/12	P5797
KC98	WK845/6	P5655
KL100/2	WK842/13	P9436 RV
KL103	WK823	PS8950
KL104/1	-	-
KL140	WK614/36	G7612
KL147D	WK853/3x	PS5896
KL149	WK532/1	G9879
KL154	WK823/1	P8916
KL156/3	WK69/2	-
KL160/1	WK841/1	P9554
KL167	WK513/3	-
KL169/4D	-	P11039
KL173	WK853/7	P8935
KL174	WK842/18	PS9514 RV
KL176/6D	WK59X	-
KL179	-	P9384
KL184	WK618	G3713
KL185	WK68/1x	G7599
KL19	WK830/3	G3736
KL2	WK830/7	G3829 RV
KL222	WK48/3	G5188 RV
KL223	WK710/4	G7649 RV
KL223/1	WK613/4	G8781
KL224/1	WK712/4	G5980
KL228/2D	WK842/23x	C10448ECO
KL229/4	WK857/1	P10222
KL230	WK853/13	P9452 RV
KL232	WK522	P10441
KL237	WK613/3	G5738 RV
KL237/1	WK613/3	G5738 RV
KL238D	WK510	G7729 RV
KL239	WK513	-
KL239/1	WK513	G5493 RV
KL29	WK853	G3744 RV
KL313	WK820/1	P9635
KL316	WK842/14	P4836
KL33	WK31/5	P4173
KL35	WK516	G5774
KL38	WK845	G3737
KL404/25	WK9007	P10292
KL41	WK842/3	P4836
KL418	WK939	P9811 RV
KL420	WK612/7	G9291 RV
KL422	-	-
KL425	WK846	-
KL428	WK853/19	-
KL430	WK939/6 / WK939/7	-
KL431	WK939/2	P9947 RV
KL437	-	-
KL438	-	-
KL445	WK853/22	-

MAHLE	MANN	FRAM
KL446	WK829/3	PS9451 RV
KL454	-	P11036
KL465	WK512/1	G9412
KL473	WK521/3	P10508
KL478	WK521/2	P9677
KL490/1	-	P11419
KL490/1D	WK9014z	-
KL497	WK823/3x	P10287
KL497D	WK823/3X	P10287 RV
KL554	WK842/21x	P10196
KL554D	WK842/21x	P10196
KL559	WK614/46	G9839
KL570	-	G10214
KL571	WK720/4	G10215
KL572	WK69	G10243
KL573	WK55/3	G5540 RV
KL579D	WK5001	P10089
KL582	WK58	G5995 (Plastico)
KL583	WK6002 (WK612/1)	G5857 RV
KL592	WK720/6	G10819
KL596	-	-
KL599	WK853/17	P10195
KL60	WK613	G6400 RV
KL600	-	PS10398
KL600D	WK939/8X	PS10398
KL61	WK79	G7099 RV
KL63	WK42/1	G121
KL635	WK730/4 / WK730/6	G9892F
KL66	WK516/1	G5774
KL72	WK6002 (WK612/1)	G5857 RV
KL740	-	-
KL741	-	-
KL747	WK940/35	-
KL75	WK842/4	P5328
KL760	WK846	-
KL761	WK853/15	P9903
KL763D	-	PS11213
KL779	-	P9811
KL781	-	P10852A
KL787	-	P11238
KL788	WK9034z	P11047
KL79	WK730/1	G5870 RV
KL796	-	-
KL82	WK720	G9526
KL83	WK512	G5540 RV
KL87	WK711/1	G9527
KL874	-	-
KL88	WK834/1	G3744
KL9	-	G3829
KL99	WK845/3	P5661
KX178	PU936/2x	C9766ECO
KX178D	PU936/2X	C9766ECO RV
KX182/1D	PU941X	C9517
KX192D	PU1033x	C11045
KX201	PU1018x	C9815ECO
KX201D	PU1018X	C9815 RV
KX206D	P733/1X	C8820
KX208D	PU723X	C10705
KX212	-	-
KX218D	P718/1X	C9927

TABLA DE CONVERSIÓN / CROSS REFERENCE



MAHLE	MANN	FRAM
KX220D	PU825x	C10308 ECO
KX228	PU936/1x	C10448ECO
KX228D	PU936/1X	C10448ECO
KX229	PU7002x	-
KX23	P917X	C1191
KX230	PU1058x	-
KX230D	PU1058X	-
KX24	P945X / P945/2	C4661
KX25	P824	C11816PL
KX265D	PU9001X	C10750ECO
KX268D	PU835X	C10353
KX332	PU911	-
KX333	P735x	C5946 / CG8673
KX338/22D	-	-
KX35D	P707/6	C11860 PL
KX36	P811x	C11861 PL
KX363	P939/1	-
KX363D	P939/1	-
KX368	P939	-
KX368D	P939	-
KX43	BFU707	C11860 ZP RV
KX44	BFU811	C11861 ZP RV
KX49	BFU700	C11864 ZP RV
KX63/1	P716	C5563
KX65D ECO	BFU900X	C11861PL
KX67/2D	PU1046x	C8826 RV
KX68D	BF700X	C11864Z
KX69	PU 742	-
KX72D1	-	-
KX78D	P732X	C10039 ECO RV (C5897)
KX79D	P716/1X	C5940
KX80D	PU999/1X	C5932 RV
KX81D	PU822x	C8837
KX84D	PU1021X	C8827
KX85D	PU830X	C9712
KX87D	PU922X	CG8953
KX88/1D	P1278/1	CS3504 RV
KX89/1D	-	-
KX89/2D	P1234	CS3558 RV
KX90	P44	-
KX91	P934A	C1166 PL RV
KX92	-	-
KX92D	P15159	C1143PB
KX92D	-	-
LA102	CU6724	-
LA11	CU4251	CF5475
LA117	CU3337	CF9495
LA120	CU2545	CF9323
LA122/S	CU2327-2	CF10108
LA123	CU4442	CF8890
LA138	CU2940	CF9398
LA148	CU2184	-
LA155	CU1835	CF10073
LA169	CU2433	CA9666
LA180	CU2329	-
LA181	CU2939	CF9922
LA182	CU2842	CF9881
LA184	CU2245	-
LA189	CU2143	CF9807
LA191/S	CU21000-2	CF10204-2

MAHLE	MANN	FRAM
LA198	CU4466	-
LA220	CU2559	CF9787
LA239	-	CFA10209-2
LA248	CU8430	-
LA298	CU2434	CF10248
LA301	CU2336	-
LA306	CU2243	CF10282
LA307	-	CF10436
LA31	CU2882	CF5663
LA343	CU2362	-
LA344	CU2454	CF10062
LA358	CU4469	CF9810
LA361	CU2330	-
LA395	-	CF10892
LA396	CU1936	-
LA408	-	CF11261
LA422	CU2629	CF9478
LA428/S	CU3039-2	CF10536-2
LA432	CU1722	CF9655 RV
LA45	CU3955	CF5662
LA457	CU2040	CF10413
LA46	CU3192	CF5824
LA463	CU2436	CF10659
LA472	CU2442	CF10774
LA480	-	CA4358
LA499	CU2344	CF8989
LA502	CU37001	-
LA531	-	CF10776
LA569	CU2227	-
LA57	CU3448	CF9071
LA591	CU3162	CF9084
LA606	CU23002	-
LA607	-	-
LA609	-	CF5893
LA612	CU20001	CF10829
LA632	-	-
LA633	-	-
LA642	CU2440	CF10845
LA646	-	-
LA648	-	-
LA649	-	-
LA650	CU1722	CF9655 RV
LA652	-	-
LA652/S	-	CF10864
LA653	CU2184	CF5892
LA655	CU1919	-
LA656	-	-
LA665	CU1919	-
LA677	CU5877	CF9656
LA678	CU4469	-
LA74	CU2757	CF8867
LA75	CU3054	CF8868
LA77	CU3554	CF5817
LA78	CU3567	CF8331
LA8	CU2225	CF5551
LA80	CU2835	-
LA811	CU26006	CA3105
LA82	CU2253	CF5865
LA820	CU1629	CF11119
LA83	CU3858	CF9051

(*) Filtros en desarrollo

TABLA DE CONVERSIÓN / CROSS REFERENCE



MAHLE	MANN	FRAM
LA833	CU24006	-
LA87	CU2495	CF9085
LA903	-	-
LA906	-	-
LA909	-	-
LA93	CU3037	CF9645
LAK138	CUK2940	CFA9587
LAK181	CU2939	CFA9921
LAK239	-	CFA10209-2
LAK239/S	-	CFA10209-2
LAK248	-	-
LAK386	-	CFA10458
LAK43	-	-
LAK467/S	-	CFA11220-2
LAK612	-	-
LAK63	CUK2862	CFA8869
LAK633	-	-
LAK809	-	-
LAK93	-	-
LX1006/1D	-	CA10216
LX1035	C18114	-
LX1044	C25101	CA9082
LX1045	C25117/1	-
LX1048	C25117/2 (C25126)	CA9080
LX1049	C2055	CA7764 RV
LX1055	C371774	CA5347 RV
LX1056	C27844	CA5626
LX1057	C13200	CA4989 RV
LX1062	C1371	CA237 RV
LX1063	C16140	CA236 RV
LX1064	C13122	CA3105
LX1065	C2799	CA2647
LX1068	C22181	CA5812
LX1069	C301622	CA9355
LX1070	C27902	CA9032
LX1072	C25660/2	-
LX1077	C1699	CA5304
LX1092	C24578	CA7139 RV
LX1093	C20457	CA9033
LX1094	C21105	CA8840
LX1095	C23121/2	CA8243 D
LX1096	C21367	CA5971
LX1097	C18142	CA5813
LX1098	C351592	CA5189
LX1100	C30883/1	CA598
LX1101	C29624	CA226 RV
LX1102	54501067114	-
LX1140	C22267	CA5967
LX1142	C17337/2	CA5741
LX116	C24444	CA224 RV
LX1211	C35154	CA9711
LX1216	-	-
LX1258	C3875	CA8847 / CA10250
LX1262	C41110	CA10256
LX1266	C2329	CA4924 / CA8040 / CA5619
LX1269	C2851	CA9806
LX1272	C28150 (C30116)	CA7440 RV
LX1277	C14114	CA9680

MAHLE	MANN	FRAM
LX1281	C341500	CA9560 RV
LX1282	C3087	CA9572
LX1286	C2620	CA9482 RV
LX1287	C3485/1	CA9315
LX1293	-	-
LX13	-	CA2663A
LX1312	C2693	CA8736
LX1313/1	C271340	-
LX1314	C20500	CA9352
LX1315	C1944	CA5981 RV
LX1316	C41135	CA9314
LX1451	C3485/2	CA9314
LX1452	C3282	CA9764
LX1460	C18161	-
LX147	C13109	CA5485 EE
LX1482	-	CA10057
LX1500	C36188	CA10328
LX1564	C36004	-
LX1566	C14130	CA9800
LX1568	C21104/2 (C21104/1)	CA5578
LX157	C2120	CA2718 EE
LX1587	C20500 - C311345/1	CA9352
LX1597	C4151	CA9511
LX1598	C2677/1	CA8782
LX16	-	CAK253
LX160	C2436/1 (C2436)	CA2671 PL EE
LX1605	C24137/1	CA10472
LX1631	C2420	CA10234 RV
LX1645	C2240	CA10165 RV
LX1650	C1370	CA9950
LX1651	C1361	-
LX1655	C3366	CA9937
LX1656	C29168	CA9991
LX1673	C16400	CA9002 RV
LX1686/1	-	-
LX1687/1	C15300	CA9003
LX1689	C3221	-
LX17	C16190	CAK258 RV
LX1711	C1932	CA9411
LX1712	C2776	CA5929
LX1713	C18263	CA9283 / CA9936
LX1716	C27830	CA5626 PU
LX1745	C4292	CA10237
LX1748	C25115	CA10651
LX1751	-	CA11075
LX1765	C25118/1	CA10023
LX1774	C29840	-
LX1775	C21630/2	-
LX1777	C311170	CA7480 RV
LX1779	C2969	CA9290 RV
LX1780/3	C16134/1	-
LX1785	C2631	-
LX1790	-	-
LX1801	C23610	CA9746
LX1802	C11100	CA10028
LX1835	C37153/1	CA9424
LX1845	C4312/1	-
LX1883	C30011	-
LX1886	C32199	CA8996
LX1892	-	-

TABLA DE CONVERSIÓN / CROSS REFERENCE



MAHLE	MANN	FRAM
LX1915	C2324	CA9902 RV
LX1920	C3877/1	-
LX1937	C1761	CA7774 RV
LX1993	C3324	CA9945 RV
LX1997	C24028	-
LX200	C13114/4	CA3105
LX2023	C36002	CA10416
LX2033	C36003	-
LX2036	C36145	CA10675
LX2046	C32130	CA10522
LX2061/1	C33006	CA11652
LX2068	C311410	-
LX2077/3	C24025	CA11305
LX2077/4	-	CA11360
LX208	C2852/2	CA3333 EE
LX2081	C321752/1	-
LX2082/1	C321420/2	CA5699 RV
LX2091D	C16114x	CA10485
LX2093	C43102	CA10085
LX2097	-	-
LX2098	-	-
LX2109	C261100	CA9747
LX2124	C16244	CA10111
LX2125	C23107	CA10112
LX227	C23440/1	CA4685
LX236	C17225/3	CA4202
LX241	C24650	CA3290
LX243	C20325	CA3291
LX2525	-	CA11118
LX2527	C14230	-
LX2528	C24580	-
LX2530	C24203	CA9393
LX2531	C11102	CA9833
LX2532	C18450/1	CA10221 RV
LX2533	C21470	CA9369
LX2534	C24760	-
LX259	C2860	CA3660 RV
LX2612	-	CA10286
LX2619	C25710/3	CA10030
LX2620	C30810/3	CA10031 RV
LX2621	C281012	CA10477 RV
LX2633	C17006	CA10653
LX2637	-	CA10416
LX2643	C3092	CA10131 RV
LX2644	C22113	CA10130 RV
LX2645	C2850	CA5058
LX2646	C17232	CA4202
LX265	C20325/2	CA3291
LX2693	C18004	-
LX271/2	C24650/1	CA3280
LX272	C1176/3	CA4260 RV
LX273	C30850/2	CA4215
LX2738	C3495	CA10518
LX2739	-	-
LX275	C15165/3	CA3295
LX2787	C27125	CA10994
LX2792	C24005	-
LX2813	C3210	-
LX2830	C2686	CA9074
LX2831	-	-

MAHLE	MANN	FRAM
LX2832	C2735	-
LX2834	C24011	CA10355
LX2846	C2355	CA3165 PL
LX2848	-	-
LX2849	C3577	CA5164
LX2851	C1241	CA1566 EE
LX2852	C2843/1	CA3164 EE
LX2853	C13114/7	CA3115
LX2854	TA130 (C3254)	CA4352 EE
LX2867	-	-
LX2881	-	-
LX2882	C26106	-
LX290	C1380	CA3154 EE
LX2908	C946/2	-
LX2959	C13145/2	-
LX296	C31152/1	CA5301 RV
LX298	TA163 (C2535/1)	CA3168 / CA4499
LX2995	C3585	CA11072
LX3106	C1315	-
LX3107	C1428	-
LX3108	C1016	CA9834
LX3109	C1425	CA9835
LX3110	-	-
LX3111	C1215	-
LX3115	C29003	CA11104
LX3116	-	-
LX3140	-	-
LX3141	C331460/1	-
LX317	C2766	-
LX3234	C31003/1	-
LX329	C16113	CA5308 EE
LX330	C18121	CA5229 EE
LX3304	C20002	-
LX332	C3032/1	CA5160 EE
LX334	C60230	CA5435
LX335	C60345	CA5636
LX3354	C36005	CA10227 RV
LX3355	C37001	-
LX343	C25114	-
LX3477	-	CA11411
LX3486	C18209	-
LX3487	-	-
LX3507/1	-	-
LX3544	-	-
LX3596	-	-
LX3679	-	CA11077
LX3680	C22024	-
LX384	C1460	CA5329 RV
LX389	C3178 / C3167/1	CA5400 RV
LX3986	C17337 (C17337/2)	CA8737 RV
LX4036	-	-
LX405	C27154/1	CA5370
LX414	C2999	CA4567
LX4163	-	-
LX417	-	CA5377
LX418	C28136/1	CA5377
LX435	C26138/1	CA5357
LX439/1	C30195/2	CA5948
LX448	C26168	CA5108
LX450	C30880/2	CA4221

(*) Filtros en desarrollo

TABLA DE CONVERSIÓN / CROSS REFERENCE



MAHLE	MANN	FRAM
LX452	C27103	CA5613 RV
LX453	C2571/1	CA5140
LX454	C2440/1	CA4598
LX475	C2282	CA5673
LX478/1	C17129	CA4813 EE
LX486	C1760	CA4760 / CA5456
LX488	C3173	CA5488
LX492	C32120	CA5233
LX495	C3074	CA5266
LX496	C15127/2	CA5671
LX509	C3042/1	CA5463
LX513	C32338/1	CA8668
LX519	C1399/2	CA5461 EE
LX521	C37148	CA5492
LX522	C40107	CA5494
LX523	C2256	CA5496
LX524	C2295	CA5501
LX531	C30703	CA4893
LX537	C29198	CA5781 RV
LX54	C34109	PA4419
LX55	C1399	CA4259 / CA3167
LX562	C24393	CA5368
LX567	C15127/2	CA5671
LX572	C33156	CA5111
LX577	C3594/1	CA3901 RV
LX589	C2664	CA5495
LX593/1	C26206/1	CA8887
LX604/1	C311254	-
LX610	C16247/1	CA5787 RV
LX611	C17278	CA5611 EE RV
LX614	C34116/1	CA5680
LX618	C25100/1	CA5630 A
LX622	C26168	CA5108
LX624	C2056	CA5578
LX626	C331600/2	CA5699 RV
LX632	C2774	CA5358 RV
LX642	C2192	CA8675
LX643	C2159	CA8674
LX645/1	C2192/2	CA8675
LX646	C1145/5	CA5884/CA8774
LX66	C 4190/1	-
LX673	C16120	CA5091
LX684	C37153	CA5827
LX687	C2677	CA5682
LX689	C2973	CA5677
LX694	C27124	CA9375
LX704/1	C3251	CA9098
LX709	C2295/3X	CA9431
LX712	C301500	CA9419 RV
LX713	C321447	CA8666
LX714	C301240	CA5759
LX719	C2874	CA5657 RV
LX735	C30130	CA5970
LX742	C24123/1	CA9477
LX744	C32123/1	CA8963
LX760	C311226/1	CA502
LX773	C1858/2 (C1858/1)	CA8964
LX774	C321752/1	-
LX776	C291032/1 - C29010 Kit	CA9388 RV
LX776/1	-	-

MAHLE	MANN	FRAM
LX788	C1932	CA9411
LX790	C2679	CA8162
LX792	C39219	CA10236
LX793	-	CA11425
LX794	C1381	CA8789 RV
LX81	C2555/2	CA4354 EE
LX811	C2731/1	CA5466 RV
LX814/1	-	CA10312
LX818	C15143/1	-
LX819	C27192/1	CA9409
LX820	C1320	-
LX821	C26126	CA5522
LX823	C15105/1	-
LX824	C2771	CA5941
LX832/1	-	CA5585
LX852	C1286/1	CA8748 RV
LX862	C2337	-
LX874	C16166	CA5567
LX876	C32154/1	CA8821
LX886	C25146	CA5891
LX902/1	C2639	CA2653
LX906	C26111	CA5156
LX907	C2496	CA5325
LX908	C2585	CA5627
LX909	C29108	CA5513
LX910	C17308	CA283 A
LX912	C16136	CA4255
LX93	C311093/2	CA5155 RV
LX935	C28100	-
LX957	C2512	CA9754
LX957/3	C2538	CA9784
LX960	C14200	CA5961
LX962	C2982/1	CA5837
LX969	C18378	-
LX970	C30880/2	CA4221
LX971	C27798	CA4691
LX972	C21493	CA546
LX973	C29254/1	CA3289
LX974	C17262/1	CA282A
LX975	-	-
LX975/1	C17262	CA282
LX977	C2998/5x	CA9519
LX984/2	C1635	-
LX984/5	-	-
LX989	C2332	CA7142 RV
LX993	C2987	CA9078
LX997	C37132	CA8995
LX998	C2295/2	CA9410
LX999	C30125/1	CA9391
LXS05/1	CF700	CA3295 SY
LXS219	CF600/1	CA9746 SY
LXS223	-	-
LXS224	CF1800	CA9048SY
LXS225	CF1030	CA4376SY
LXS226	CF1310	CA4692 SY RV
LXS227	CF1400	CA4691 SY RV
LXS229	CF1560	CA5971 SY RV
LXS230	C2791	CA7139 SY RV
LXS231	C1157/2	CA282SY
LXS232	C20187/1	CA598SY

TABLA DE CONVERSIÓN / CROSS REFERENCE



MAHLE	MANN	FRAM
LXS251	CF500	CA9352SY
LXS259	CF300	CA9003
LXS260	CF1552	CA5626 SY PU
LXS261	CF1550	CA9032 SY
LXS262	CF1711	CA9355 SY
LXS263	CF933	-
LXS282	CF2000	-
LXS286	CF1140/2	-
LXS287	CF1610	CA9380 SY RV
LXS288	CF1710	-
LXS295	CF200/1	-
LXS296	-	-
LXS305	CF1520	-
LXS312	CF1651	-
LXS37/1	CF1000	CA3291 SY
LXS40/1	CF600	CA3105 SY
LXS41/1	CF800	CA4202 SY
LXS42/1	CF1200	CA4685 SY
LXS43/1	CF1300	CA3280 SY
LXS44/1	CF1600	CA5483 SY
LXS5/1	CF700	-
LXS7229	CF21239	CA7480SY
LXS7231	C20168	-
LXS7233	C20118	CA5407
OC100	W712/8	PH5566/2
OC1009	W920/25	PH4887
OC1018	-	PH6018
OC1019	MW64	PH6017 A
OC1021	-	PH6022
OC1055	W719/50	-
OC1062	WP1045	PH5529 RV
OC1063	W712/73	PH3614
OC1123	W925/A	-
OC114	W936/5	PH13
OC1176	WP12121	-
OC121	W11102/35 y 36	PH49 A
OC1297	-	-
OC133	W1126	PH2843/1
OC137/1	W1126/4	PH2956
OC175	W962/14	-
OC18	W920/21	PH9
OC194	W610/2	PH5317
OC195	W67/1	PH5594 / PH6607
OC196	W610/3	PH3807 / PH3807A / PH5949
OC199	W932	PH5796
OC202	W950/17	-
OC203	W713/19	PH4990 A
OC204	W917	PH2861 B
OC205	W811/80	-
OC215	W67/2	PH4997 RV
OC216	W68/3	PH4967
OC217/6	W610/1	PH4967
OC232	W920/32	PH4553 A
OC235	W712/43	PH5713
OC236	W920/6 / W920/21 / W920/48	PH9
OC237/1	-	PH4952
OC239	W1114/80	P3828
OC246	W11102/14 (W11102/37)	PH8842

MAHLE	MANN	FRAM
OC248	WP1144	PH4847 A
OC250	W712/52	PH5548
OC259	W610/3	PH5949 / PH8999
OC26	W940/18	PH2842 / PH8E
OC261	W923	PH5443
OC264	W719/30	PH5552
OC266	W719/27	PH5803
OC267	WP1169	PH5103
OC272	W712/16 / W712/6	-
OC273	WP928/82	PH5126 RV
OC274	WP928/81	PH6355
OC275	WP928/80	PH5123
OC282	WP11102/3	P3555 A
OC30	W950/13	-
OC300	W915/9	PH927A
OC302	W1167/2	PH7014
OC303	W1168/5	PH7136
OC304	WP12300	HPH6349 A
OC308	W950/7	PH977
OC309	W75/3	PH5796
OC312	-	PH5717
OC317	W712/12	PH2862 C
OC319	W1262	PH3757 RV
OC320	W950/18	PH3976
OC324	W934	PH2821 C
OC33	W932/81	PH2850
OC332	W923	PH5426
OC333	W940/34	PH3900
OC334	-	PH6643
OC335	W1135	PH9748
OC35	W1170	PH2883
OC370	-	-
OC38	W723/3	PH2895
OC40	W11102/15 / W11102	PH2960
OC403	W11102/14	PH49 A
OC404	W1323	PH9503
OC41	WD962	-
OC42	-	PH977A
OC42/1	W950/7	PH977
OC456	W719/45	-
OC466	W712/73	PH9566
OC47	W719/5	PH2870 A
OC474	W1170/7	PH8944 RV
OC475	W68	PH5885
OC484	WD13145	PH3335
OC485	W930/21	PH5833
OC5	W712/9	PH2864 A
OC501	W713/4	PH4482
OC502	W950/26	PH9453 RV
OC507	W1173	-
OC522	W719/30	PH5552
OC529	-	PH49 A
OC530	W131452	PH3335 RV
OC531	W1294	PH3375
OC532	WP1270	PH3555 A
OC534	W68/3	PH4967
OC535	W712/82	PH9763
OC570	W914/28	PH10268
OC59	W940	PH3569
OC593/3	W712/94	PH10757

(*) Filtros en desarrollo

TABLA DE CONVERSIÓN / CROSS REFERENCE



MAHLE	MANN	FRAM
OC593/4	W712/91	PH10757
OC60	W962	PH2801 B
OC606	W7008	PH10044 RV
OC613	W940/69	PH10267
OC66	W713/16	PH4558
OC67	W940/1 - W940/81	PH 2821 / PH8B
OC704/1	W79	PH5511
OC74	W712/21	PH2964
OC81	W713/18	PH3980 RV
OC83	W920/7	PH16
OC90	W712/22	PH4701
OC91D	-	-
OC977/1	W712/95	PH11457
OC983	W714/4	PH5754
OC984	W914/7	PH2846
OC985	W910/1	PH4479 / PH2830
OC988	W712/83	PH3614
OC99	W815	-
OC992	W914/13	PH3562
OC993	-	-
OX1011D	HU932/8x	-
OX1012D	-	CH11299ECO
OX119	-	-
OX126D	HU848/1x	-
OX127/1D	HU715/4X	-
OX128/1DECO	HU719/5x	-
OX133D	HU727/1x	CH6848
OX137D	H947/1	CH5262
OX143D	HU726/2X	CH8530
OX150D	H932/4	CH2801
OX151D	HU924/2x	-
OX153/7D	HU718/5X	CH8902
OX153/D2	HU718/1z	-
OX153D2	HU718/1z	-
OX153D3	HU718/1K	CH9301ECO
OX154/1D	HU925/4x	-
OX155D	HU 947/2 x	-
OX156D	HU818x	CH9348ECO
OX160DECO	HU932/6n	-
OX161D	HU931/5	CH8751 RV
OX163/4D	HU820X	CH9305
OX164D	HU842x	CH8980 ECO
OX166/1D	HU815/2X	-
OX168D	HU12140x	CH5933 RV
OX169/1D	-	-
OX169D	HU932/8X / HU934x	CH9801
OX171/2D	HU716/2X	CH9657
OX174D	HU945/2x	CH9389 RV
OX175D	HU816/2x	-
OX177/3D	HU721/4x	CH9994ECO
OX183/5DECO	HU514y	-
OX183/5D1ECO	HU514x	-
OX188D	HU719/7X	CH9461 RV
OX18D	H820/3X	CH813PL
OX193D	HU612X	CH9443
OX196/1	-	CH10197ECO
OX196/1D	HU831X	CH10197ECO RV
OX196/3D	HU8001x	CH10636 ECO
OX197D	H12111x	CH2927 A
OX198D	PFU19326x	C175 E RV

MAHLE	MANN	FRAM
OX199D	H1271	CH946 PL
OX200D	H1034	CH834 PL
OX201	HU615/3x	CH8978ECO
OX201D	-	CH8978ECO
OX203	HU711x	CH9382ECO
OX203D	HU711X	CH9382
OX209D	HU611X	CH9580
OX210D	HU923X	CH9462ECO
OX214D	P915	C3PL
OX216D	H1074	CH155 PL RV
OX217D	H1496	CH238 A PL RV
OX218D	H13153	CH211A
OX219D	H837	C1677
OX258DECO	-	-
OX30D	PF1190X	C31PL
OX339/2D	HU711/51X	CH9973
OX341	HU712/6x	CH9706ECO
OX341D	HU712/6X	CH9706ECO
OX348D	HU12110X	CH9558
OX350/4DECO	HU7005x	CH11079ECO
OX351DECO	-	-
OX355/3	HU719/3x	-
OX361/4D	HU721/5x	-
OX367D	-	CH9955ECO
OX368D1	HU722X	-
OX371D	HU713/1X	CH9713ECO
OX377	-	-
OX379D	HU719/6X	CH9911
OX380D	HU821x	-
OX380DECO	HU821x	CH10323ECO
OX381D	HU 722 z - HU7029z	CH10160ECO
OX382D	HU612/1x	CH10054ECO
OX387D	HU816x	-
OX388D	-	-
OX389/1D	-	-
OX3D	H1072/11x	CH191 APL RV
OX401	HU612/2x	CH10246ECO
OX401D	HU612/2x	CH10246 RV
OX404D	-	CH11217ECO
OX410D	MH54X	CH6015
OX416D1	HU6006z	CH10358ECO
OX418	HU712/7x	CH10047ECO
OX418D	HU712/7X	CH10047ECO RV
OX426	HU1390x	-
OX426D	HU1390X	-
OX441DECO	HU618x	-
OX47D	H720X	CH962PL
OX51	H1038x	CH834 PL
OX553DECO	HU712/11x	CH10623ECO
OX562D	-	-
OX5D	H12105X	CH33 PL
OX636D	-	-
OX68D	-	-
OX69D	H12110/2x	CH2962
OX71D	H1275x	CH2963
OX75D	H1164	CH2989
OX784D	H1019 / HU920X	CH9023
OX785D	HU718/1N	CH5993
OX78D	-	-
OX78D1	PF1055/1x	CH5412

TABLA DE CONVERSIÓN / CROSS REFERENCE



MAHLE	MANN	FRAM
OX814DECO	-	-
OX825D	HU7003x	CH11461ECO
OX834D	HU7002z	CH11651ECO
OX834D ECO	HU7002z	-
OX85D	PF1155K	C4MB
OX96D	HU938/1x	CH5565
OX982DECO	-	-
OX98D	PF1055/1X	CH2930
UX1D	-	-
UX2D	-	-
WFC1	WA940/1	PR3304
WFC17	WA940/9	-
WFC2	WA923/1	PR3908
WFC21	WA940	PR-3910
WFC3	WA956	PR3392 A RV
WFC4	WA921/1	PR3909
KC572	-	-
KC573	-	-
KC635*	-	-
KC575	-	-
KC636*	-	-
KC595	-	-
KC597D	-	-
KC607	-	-
KC608	-	-
OC1252	-	PH11929
OC140	-	PH2978
LX1	-	CA352
LX1019	-	-
LX1662	-	CA8817
LX1741	-	CA11209
LX3779	-	-
LAK413	CUK29005	CFA10934
LAK684	CUK26005	CFA10657
LAK226	-	CFA8878
KL1058	-	-
HX89	H962	-
KC100D	WK720/2X	PS8784
KC440	-	-
KC491D	-	-
KL36	-	G3747
KL155/1	-	P11460
KL158	-	G3727
KL633D	-	PS10398
KL871	-	-
KL912	-	P11196
KL1029	-	-
KX80/1D	-	-
KX331D	-	C10778ECO
KX341	-	C11197ECO
KX387D	-	-
KX398	PU7005	-
KX437D	-	-
KX444D	-	-
KX490D	-	-
LA43	-	-
LA157	-	CF9686
LA168/S	-	-
LA170	CU4594	-
LA230	-	CF9691

MAHLE	MANN	FRAM
LA241	-	CF10025
LA439	CU2952	CF10597
LA875	-	CF11661
LA1171	-	-
LA1255	-	CA5682
LA1257	-	-
LAK32/1	-	CFA5846
LAK120	-	CFA9404
LAK182	-	CFA9881
LAK855	-	CFA11429
LAK888	-	CFA11643
LC3	C777	-
LAK344	-	-
LX582/1	-	-
LX752	C38145	CA9041
LX759	C1882	CA9709
LX804/S	C3898/3-2	CA8768-2
LX957/2	C2512	CA9754
LX1586	C27161	CA10290
LX1661	C2683	CA10192
LX1692	C3230	CA9849
LX1764	-	CA9993
LX1768	C1430	CA9493
LX1791	-	-
LX1999	-	CA6394
LX2024/1	C39002	CA11425
LX2087	C3273	CA10334
LX2616	C27003/1	CA10525
LX2631	-	CA9784
LX2839	-	-
LX2965	C29008	CA10520
LX2974	-	-
LX3006	-	-
LX3015/14	-	-
LX3306	C29015	CA11458
LX3542	C27030	CA11654 ; CA12143
LX3560	-	-
LX3582	-	-
LX3772	-	-
LX4146	-	-
LX4162	-	-
LX4164	-	-
LX4165	-	-
LX4166	-	-
LX4356	-	-
LX4357	-	-
LX4358	-	-
LX4365	-	-
LX4366	-	-
LX4368	-	-
LX4369	-	-
LX4370	-	-
LX4372	-	-
LXS256	CF990/2	-
LXS319	-	-
LXS362	-	-
OC614	-	-
OC1253	-	PH4997
OX38D	PF1050/1N	CH4536
OX123/1D	HU951X	CH8871ECO

(*) Filtros en desarrollo

TABLA DE CONVERSIÓN / CROSS REFERENCE



MAHLE	MANN	FRAM
OX128/1D	HU719/5X	CH10512ECO
OX153/7D2	HU7010Z	CH11277ECO
OX160D	HU932/6N	CH8158ECO
OX183/5D	HU514Y	CH11246ECO
OX183/5D1	HU514X	CH9918ECO
OX254D4	-	CH11038ECO
OX258D	-	CH9018ECO
OX350/4D	-	CH11079ECO
OX351D	-	CH10670ECO
OX441D	HU618X	CH11208ECO
OX779D	HU8006Z	CH11120ECO
OX814D	-	CH11060
OX835D	HU6002Z	CH11498ECO
OX982D	-	CH11473ECO
OX983D	-	CH11242ECO
OX1016D	-	-
OX1052D	-	-
OX1127D	-	-
WFC26	-	-
KL13	WK 31/2	G12-1
KL97	-	-
KL145	MWK 44	-
KL315	-	-
LX75	-	-
LX578	C 1552	-
LX718	-	-
LX966	-	-
LX1710	-	-
LX1841/1	-	-
LX3595	-	-
OC11	-	PH2874
OC21	-	PH966B
OC306	-	-
OC574	-	-
OC575	-	PH6017A
OC619	-	-
OX61D	-	-
OX115	-	-
OX407	-	-
OX408	-	-
OX409	-	-
OX411	-	-
OX439D	-	-
OX791	-	-
OX793	-	-
OX798	-	-
OX803	-	-
OX805	-	-
OX806D	-	-
OX807	-	-
OX810	-	-
OX1092	-	-
OX1093	-	-
AL27*	TB15001z KIT	-
KC101/1*	WK8030	-
KC618*	WK954/1x	-
KL1079*	-	-
KL185*	WK68/1	-
KX387D ECO*	PU12003Z	C11812ECO
KX399D ECO*	PU7004Z	-

MAHLE	MANN	FRAM
KX542D*	-	-
KX570D*	-	-
LA421*	CU2622	-
LAK191/S*	-	-
LAK411*	CUK2544	-
LAK428/S*	-	-
LAK667*	-	-
LX1829*	-	-
LX1919*	-	-
LX1991*	C30013	-
LX2049/4*	-	-
LX2059*	C17237	-
LX2689*	C16007	-
LX3013*	-	-
LX3031*	C42002	-
LX4558*	-	-
LX4561*	-	-
LX925/1*	-	-
LX935/2*	C28100	-
LXS258*	CF400	-
OC1224*	W9020	-
OC1254*	W811/80	-
OC1421*	-	-
OC206*	W1170/2 (W1160)	-
OC976*	-	-
OX1076D ECO*	HU7012Z	-
OX1169D*	-	-
OX254D4 ECO*	HU9001X	-
OX377D ECO*	HU7027Z	-
KC381*	WK8121	-
KX342 ECO*	PU8001/1	-
LX2956*	C28011	-
LX3579*	C24012	-
OX353/7D ECO*	HU8007Z	-
OX416D1 ECO*	HU6006Z	-

TABLA DE CONVERSIÓN / CROSS REFERENCE



MANN	MAHLE	FRAM
TB1374X	AL12	PFA5693 RV
TB1374/3X / TB1394/3X	AL14	-
TB1394/1x	AL24	-
TB1394/5x	AL26	-
WH980/3	HC102	P6893 RV
WH980	HC104	-
WH980/3	HC105	P6893 RV
W719/4	HC45	PH2870A
WD950/2	HC62	-
W950/8	HC76	P4637 RV
W1265	HC82	P10301
W950/12	HC83	P5573 RV
W950/8	HC84	P4637 RV
W1290/1	HC85	P3961
W930/14	HC96	PH8798 RV
W1374/2	HC99	P5158
H601/4	HX15	CH803 APL
H710/1x	HX40	-
H813/3	HX50	-
H1291/1	HX51D	-
H1497/1	HX52	C1660 A RV
H710/1n	HX53	-
H914	HX54	-
56230054171	HX55	-
56240053241	HX56	-
H1278	HX57D	-
H119	HX58	-
HU721x	HX77	CH9535ECO
H2826 KIT	HX84D	FT1187
WK824/3	KC101	PS9841 / PS10667
WK940/7	KC107	P3401
WK731	KC113	P4102
WK950/13	KC114	P1104
WK947/1	KC118	-
WK950/26X	KC118/1	-
WK940/24	KC119	PS6643 RV
WK940	KC120	-
WK1060/3X / WK1030	KC121	PS9029 RV
WK1040 (Viene con el vaso incluido en la caja)	KC122	PS8187 RV
WK1060/5x	KC123	-
WK1060/1	KC124	PS9025 RV
WK1060/1	KC124/1	PS9025
WK1060 / WK1050/1	KC125	PS9026 RV
WK1050/1	KC125/1	PS9026 / PS10610
WK1060/4 (vaso fijo) / WK1060/8X (vaso removible)	KC126	PS9027 RV
WK1156/1	KC127	PS7171
WK1060/2 (Vaso fijo) / WK1156 (sellado)	KC128	PS9028
WK758	KC129/1	PS8787
WK854/1	KC130	-
WK815	KC132	P5173 RV
WK955/2	KC133	P1103 A RV
WK950/13	KC134	P8264 RV
WK842	KC166	P8043 / P3522
WK1149	KC171	P9421
WK842/2	KC18	P4183
WK854/2	KC182	PS9553WST

MANN	MAHLE	FRAM
WK940/2	KC184	-
WK950/6	KC186	P5614 RV
WDK962/16	KC187	P8943
WK950/21	KC188	P9454
WK9165x	KC191	-
WK950/16	KC192	-
WK940/20	KC197	P9450
WK712/2	KC20	P4508
WK1080/7X	KC200	P10701
WK950/19	KC214	P9421
WK716	KC22	P4159
WK11102/5	KC222	P3376 RV
WK727 / WK723	KC24	P4102/P4182
WDK11102/9	KC251	P9626 RV
WK950/3	KC28	P1104
WDK11102/11	KC300	-
WK9051	KC362D	-
WK1040/1x	KC384	-
WK1040/1X	KC384D	-
WK1162	KC4	P4105
WDK940/7	KC416	-
WK11001x	KC429D	-
WK1175x	KC430D	-
WK1124	KC437	P10607
WK1140	KC444	-
WK1060/6X	KC445	-
WK1146	KC446	-
WK940/1	KC454	-
WK719/6	KC455	-
WK965/1	KC459	-
WK940/11	KC46	PS4886
PF420	KC489*	-
WK962/13	KC492*	-
WK815/80 (WK815/86)	KC5	P3627 (P4178)
WK1060/8x	KC500D	-
WK940/41x	KC507D	-
WK965	KC508D	-
WK9045	KC509	-
WK836 (WK821 y WK736)	KC51	P5537
WK817/3X	KC63/1D	P4549A
WK845/1	KC69	P5651
WK724	KC6D	P4688/P4182
WK962/7	KC75	P5694
WK940/5	KC8	-
WK828	KC83	PS4922
WK940/12	KC94	P5797
WK845/6	KC98	P5655
WK842/13	KL100/2	P9436 RV
WK823	KL103	PS8950
WK614/36	KL140	G7612
WK853/3x	KL147D	PS5896
WK532/1	KL149	G9879
WK823/1	KL154	P8916
WK69/2	KL156/3	-
WK841/1	KL160/1	P9554
WK513/3	KL167	-
WK853/7	KL173	P8935
WK842/18	KL174	PS9514 RV
WK59X	KL176/6D	-
WK618	KL184	G3713

(*) Filtros en desarrollo

TABLA DE CONVERSIÓN / CROSS REFERENCE



MANN	MAHLE	FRAM
WK68/1x	KL185	G7599
WK830/3	KL19	G3736
WK830/7	KL2	G3829 RV
WK48/3	KL222	G5188 RV
WK710/4	KL223	G7649 RV
WK613/4	KL223/1	G8781
WK712/4	KL224/1	G5980
WK842/23x	KL228/2D	C10448ECO
WK857/1	KL229/4	P10222
WK853/13	KL230	P9452 RV
WK522	KL232	P10441
WK613/3	KL237	G5738 RV
WK613/3	KL237/1	G5738 RV
WK510	KL238D	G7729 RV
WK513	KL239	-
WK513	KL239/1	G5493 RV
WK853	KL29	G3744 RV
WK820/1	KL313	P9635
WK842/14	KL316	P4836
WK31/5	KL33	P4173
WK516	KL35	G5774
WK845	KL38	G3737
WK9007	KL404/25	P10292
WK842/3	KL41	P4836
WK939	KL418	P9811 RV
WK612/7	KL420	G9291 RV
WK846	KL425	-
WK853/19	KL428	-
WK939/6 / WK939/7	KL430	-
WK939/2	KL431	P9947 RV
WK853/22	KL445	-
WK829/3	KL446	PS9451 RV
WK512/1	KL465	G9412
WK521/3	KL473	P10508
WK521/2	KL478	P9677
WK9014z	KL490/1D	-
WK823/3x	KL497	P10287
WK823/3X	KL497D	P10287 RV
WK842/21x	KL554	P10196
WK842/21x	KL554D	P10196
WK614/46	KL559	G9839
WK720/4	KL571	G10215
WK69	KL572	G10243
WK55/3	KL573	G5540 RV
WK5001	KL579D	P10089
WK58	KL582	G5995 (Plastico)
WK6002 (WK612/1)	KL583	G5857 RV
WK720/6	KL592	G10819
WK853/17	KL599	P10195
WK613	KL60	G6400 RV
WK939/8X	KL600D	PS10398
WK79	KL61	G7099 RV
WK42/1	KL63	G121
WK730/4 / WK730/6	KL635	G9892F
WK516/1	KL66	G5774
WK516/1	KL66*	-
WK940/35	KL747	-
WK842/4	KL75	P5328
WK846	KL760	-
WK853/15	KL761	P9903

MANN	MAHLE	FRAM
WK9034z	KL788	P11047
WK730/1	KL79	G5870 RV
WK720	KL82	G9526
WK512	KL83	G5540 RV
WK711/1	KL87	G9527
WK834/1	KL88	G3744
WK845/3	KL99	P5661
PU936/2x	KX178	C9766ECO
PU936/2X	KX178D	C9766ECO RV
PU941X	KX182/1D	C9517
PU1033x	KX192D	C11045
PU1018x	KX201	C9815ECO
PU1018X	KX201D	C9815 RV
P733/1X	KX206D	C8820
PU723X	KX208D	C10705
P718/1X	KX218D	C9927
PU825x	KX220D	C10308 ECO
PU936/1x	KX228	C10448ECO
PU936/1X	KX228D	C10448ECO
PU7002x	KX229	-
P917X	KX23	C1191
PU1058x	KX230	-
PU1058X	KX230D	-
P945X / P945/2	KX24	C4661
P824	KX25	C11816PL
PU9001X	KX265D	C10750ECO
PU835X	KX268D	C10353
PU911	KX332	-
P735x	KX333	C5946 / CG8673
P707/6	KX35D	C11860 PL
P811x	KX36	C11861 PL
P939/1	KX363	-
P939/1	KX363D	-
P939	KX368	-
P939	KX368D	-
BFU707	KX43	C11860 ZP RV
BFU811	KX44	C11861 ZP RV
BFU700	KX49	C11864 ZP RV
P716	KX63/1	C5563
BFU900X	KX65D ECO	C11861PL
PU1046x	KX67/2D	C8826 RV
BF700X	KX68D	C11864Z
PU 742	KX69	-
P732X	KX78D	C10039eco RV (C5897)
P716/1X	KX79D	C5940
PU999/1X	KX80D	C5932 RV
PU822x	KX81D	C8837
PU1021X	KX84D	C8827
PU830X	KX85D	C9712
PU922X	KX87D	CG8953
P1278/1	KX88/1D	CS3504 RV
P1234	KX89/2D	CS3558 RV
P44	KX90	-
P934A	KX91	C1166 PL RV
P15159	KX92D	C1143PB
CU6724	LA102	-
CU4251	LA11	CF5475
CU3337	LA117	CF9495
CU2545	LA120	CF9323
CU2327-2	LA122/S	CF10108

TABLA DE CONVERSIÓN / CROSS REFERENCE



MANN	MAHLE	FRAM
CU4442	LA123	CF8890
CU2940	LA138	CF9398
CU2184	LA148	-
CU1835	LA155	CF10073
CU2433	LA169	CA9666
CU2329	LA180	-
CU2939	LA181	CF9922
CU2842	LA182	CF9881
CU2245	LA184	-
CU2143	LA189	CF9807
CU21000-2	LA191/S	CF10204-2
CU4466	LA198	-
CU2559	LA220	CF9787
CU8430	LA248	-
CU2434	LA298	CF10248
CU2336	LA301	-
CU2243	LA306	CF10282
CU2882	LA31	CF5663
CU2362	LA343	-
CU2454	LA344	CF10062
CU4469	LA358	CF9810
CU2330	LA361	-
CU1936	LA396	-
CU2629	LA422	CF9478
CU3039-2	LA428/S	CF10536-2
CU1722	LA432	CF9655 RV
CU3955	LA45	CF5662
CU2040	LA457	CF10413
CU3192	LA46	CF5824
CU2436	LA463	CF10659
CU2442	LA472	CF10774
CU2344	LA499	CF8989
CU37001	LA502	-
CU2227	LA569	-
CU3448	LA57	CF9071
CU3162	LA591	CF9084
CU23002	LA606	-
CU20001	LA612	CF10829
CU2440	LA642	CF10845
CU1722	LA650	CF9655 RV
CU2184	LA653	CF5892
CU1919	LA655	-
CU1919	LA665	-
CU5877	LA677	CF9656
CU4469	LA678	-
CU2757	LA74	CF8867
CU3054	LA75	CF8868
CU3554	LA77	CF5817
CU3567	LA78	CF8331
CU2225	LA8	CF5551
CU2835	LA80	-
CU26006	LA811	CA3105
CU2253	LA82	CF5865
CU1629	LA820	CF11119
CU3858	LA83	CF9051
CU24006	LA833	-
CU2495	LA87	CF9085
CU3037	LA93	CF9645
CUK2940	LAK138	CFA9587
CU2939	LAK181	CFA9921

MANN	MAHLE	FRAM
CUK2862	LAK63	CFA8869
C18114	LX1035	-
C25101	LX1044	CA9082
C25117/1	LX1045	-
C25117/2 (C25126)	LX1048	CA9080
C2055	LX1049	CA7764 RV
C371774	LX1055	CA5347 RV
C27844	LX1056	CA5626
C13200	LX1057	CA4989 RV
C1371	LX1062	CA237 RV
C16140	LX1063	CA236 RV
C13122	LX1064	CA3105
C2799	LX1065	CA2647
C22181	LX1068	CA5812
C301622	LX1069	CA9355
C27902	LX1070	CA9032
C25660/2	LX1072	-
C1699	LX1077	CA5304
C24578	LX1092	CA7139 RV
C20457	LX1093	CA9033
C21105	LX1094	CA8840
C23121/2	LX1095	CA8243 D
C21367	LX1096	CA5971
C18142	LX1097	CA5813
C351592	LX1098	CA5189
C30883/1	LX1100	CA598
C29624	LX1101	CA226 RV
54501067114	LX1102	-
C22267	LX1140	CA5967
C17337/2	LX1142	CA5741
C24444	LX116	CA224 RV
C35154	LX1211	CA9711
C3875	LX1258	CA8847 / CA10250
C41110	LX1262	CA10256
C2329	LX1266	CA4924 / CA8040 / CA5619
C2851	LX1269	CA9806
C28150 (C30116)	LX1272	CA7440 RV
C14114	LX1277	CA9680
C341500	LX1281	CA9560 RV
C3087	LX1282	CA9572
C2620	LX1286	CA9482 RV
C3485/1	LX1287	CA9315
C2693	LX1312	CA8736
C271340	LX1313/1	-
C20500	LX1314	CA9352
C1944	LX1315	CA5981 RV
C41135	LX1316	CA3914
C3485/2	LX1451	CA9314
C3282	LX1452	CA9764
C18161	LX1460	-
C13109	LX147	CA5485 EE
C36188	LX1500	CA10328
C36004	LX1564	-
C14130	LX1566	CA9800
C21104/2 (C21104/1)	LX1568	CA5578
C2120	LX157	CA2718 EE
C311345/1	LX1587	CA9352
C4151	LX1597	CA9511

(*) Filtros en desarrollo

TABLA DE CONVERSIÓN / CROSS REFERENCE



MANN	MAHLE	FRAM
C2677/1	LX1598	CA8782
C2436/1 (C2436)	LX160	CA2671 PL EE
C24137/1	LX1605	CA10472
C2420	LX1631	CA10234 RV
C2240	LX1645	CA10165 RV
C1370	LX1650	CA9950
C1361	LX1651	-
C3366	LX1655	CA9937
C29168	LX1656	CA9991
C16400	LX1673	CA9002 RV
C15300	LX1687/1	CA9003
C3221	LX1689	-
C16190	LX17	CAK258 RV
C1932	LX1711	CA9411
C2776	LX1712	CA5929
C18263	LX1713	CA9283 / CA9936
C27830	LX1716	CA5626 PU
C4292	LX1745	CA10237
C25115	LX1748	CA10651
C25118/1	LX1765	CA10023
C29840	LX1774	-
C21630/2	LX1775	-
C311170	LX1777	CA7480 RV
C2969	LX1779	CA9290 RV
C16134/1	LX1780/3	-
C2631	LX1785	-
C23610	LX1801	CA9746
C11100	LX1802	CA10028
C37153/1	LX1835	CA9424
C4312/1	LX1845	-
C30011	LX1883	-
C32199	LX1886	CA8996
C2324	LX1915	CA9902 RV
C3877/1	LX1920	-
C1761	LX1937	CA7774 RV
C3324	LX1993	CA9945 RV
C24028	LX1997	-
C13114/4	LX200	CA3105
C36002	LX2023	CA10416
C36003	LX2033	-
C36145	LX2036	CA10675
C32130	LX2046	CA10522
C33006	LX2061/1	CA11652
C311410	LX2068	-
C24025	LX2077/3	CA11305
C2852/2	LX208	CA3333 EE
C321752/1	LX2081	-
C321420/2	LX2082/1	CA5699 RV
C16114x	LX2091D	CA10485
C43102	LX2093	CA10085
C261100	LX2109	CA9747
C16244	LX2124	CA10111
C23107	LX2125	CA10112
C23440/1	LX227	CA4685
C17225/3	LX236	CA4202
C24650	LX241	CA3290
C20325	LX243	CA3291
C14230	LX2527	-
C24580	LX2528	-
C24203	LX2530	CA9393

MANN	MAHLE	FRAM
C11102	LX2531	CA9833
C18450/1	LX2532	CA10221 RV
C21470	LX2533	CA9369
C24760	LX2534	-
C2860	LX259	CA3660 RV
C25710/3	LX2619	CA10030
C30810/3	LX2620	CA10031 RV
C281012	LX2621	CA10477 RV
C17006	LX2633	CA10653
C3092	LX2643	CA10131 RV
C22113	LX2644	CA10130 RV
C2850	LX2645	CA5058
C17232	LX2646	CA4202
C20325/2	LX265	CA3291
C18004	LX2693	-
C24650/1	LX271/2	CA3280
C1176/3	LX272	CA4260 RV
C30850/2	LX273	CA4215
C3495	LX2738	CA10518
C15165/3	LX275	CA3295
C27125	LX2787	CA10994
C24005	LX2792	-
C3210	LX2813	-
C2686	LX2830	CA9074
C2735	LX2832	-
C24011	LX2834	CA10355
C2355	LX2846	CA3165 PL
C3577	LX2849	CA5164
C1241	LX2851	CA1566 EE
C2843/1	LX2852	CA3164 EE
C13114/7	LX2853	CA3115
TA130 (C3254)	LX2854	CA4352 EE
C26106	LX2882	-
C1380	LX290	CA3154 EE
C946/2	LX2908	-
C13145/2	LX2959	-
C31152/1	LX296	CA5301 RV
TA163 (C2535/1)	LX298	CA3168 / CA4499
C3585	LX2995	CA11072
C1315	LX3106	-
C1428	LX3107	-
C1016	LX3108	CA9834
C1425	LX3109	CA9835
C1215	LX3111	-
C29003	LX3115	CA11104
C331460/1	LX3141	-
C2766	LX317	-
C31003/1	LX3234	-
C16113	LX329	CA5308 EE
C18121	LX330	CA5229 EE
C20002	LX3304	-
C3032/1	LX332	CA5160 EE
C60230	LX334	CA5435
C60345	LX335	CA5636
C36005	LX3354	CA10227 RV
C37001	LX3355	-
C25114	LX343	-
C18209	LX3486	-
C22024	LX3680	-
C1460	LX384	CA5329 RV

TABLA DE CONVERSIÓN / CROSS REFERENCE



MANN	MAHLE	FRAM
C3178 / C3167/1	LX389	CA5400 RV
C17337 (C17337/2)	LX3986	CA8737 RV
C27154/1	LX405	CA5370
C2999	LX414	CA4567
C28136/1	LX418	CA5377
C26138/1	LX435	CA5357
C30195/2	LX439/1	CA5948
C26168	LX448	CA5108
C30880/2	LX450	CA4221
C27103	LX452	CA5613 RV
C2571/1	LX453	CA5140
C2440/1	LX454	CA4598
C2282	LX475	CA5673
C17129	LX478/1	CA4813 EE
C1760	LX486	CA4760 / CA5456
C3173	LX488	CA5488
C32120	LX492	CA5233
C3074	LX495	CA5266
C15127/2	LX496	CA5671
C3042/1	LX509	CA5463
C32338/1	LX513	CA8668
C1399/2	LX519	CA5461 EE
C37148	LX521	CA5492
C40107	LX522	CA5494
C2256	LX523	CA5496
C2295	LX524	CA5501
C30703	LX531	CA4893
C29198	LX537	CA5781 RV
C34109	LX54	PA4419
C1399	LX55	CA4259 / CA3167
C24393	LX562	CA5368
C15127/2	LX567	CA5671
C33156	LX572	CA5111
C3594/1	LX577	CA3901 RV
C2664	LX589	CA5495
C26206/1	LX593/1	CA8887
C311254	LX604/1	-
C16247/1	LX610	CA5787 RV
C17278	LX611	CA5611 EE RV
C34116/1	LX614	CA5680
C25100/1	LX618	CA5630 A
C26168	LX622	CA5108
C2056	LX624	CA5578
C331600/2	LX626	CA5699 RV
C2774	LX632	CA5358 RV
C2192	LX642	CA8675
C2159	LX643	CA8674
C2192/2	LX645/1	CA8675
C1145/5	LX646	CA5884/CA8774
C 4190/1	LX66	-
C16120	LX673	CA5091
C37153	LX684	CA5827
C2677	LX687	CA5682
C2973	LX689	CA5677
C27124	LX694	CA9375
C3251	LX704/1	CA9098
C2295/3X	LX709	CA9431
C301500	LX712	CA9419 RV
C321447	LX713	CA8666
C301240	LX714	CA5759

MANN	MAHLE	FRAM
C2874	LX719	CA5657 RV
C30130	LX735	CA5970
C24123/1	LX742	CA9477
C32123/1	LX744	CA8963
C311226/1	LX760	CA502
C1858/2 (C1858/1)	LX773	CA8964
C321752/1	LX774	-
C291032/1 / C29010 Kit	LX776	CA9388 RV
C1932	LX788	CA9411
C2679	LX790	CA8162
C39219	LX792	CA10236
C1381	LX794	CA8789 RV
C2555/2	LX81	CA4354 EE
C2731/1	LX811	CA5466 RV
C15143/1	LX818	-
C27192/1	LX819	CA9409
C1320	LX820	-
C26126	LX821	CA5522
C15105/1	LX823	-
C2771	LX824	CA5941
C1286/1	LX852	CA8748 RV
C2337	LX862	-
C16166	LX874	CA5567
C32154/1	LX876	CA8821
C25146	LX886	CA5891
C2639	LX902/1	CA2653
C26111	LX906	CA5156
C2496	LX907	CA5325
C2585	LX908	CA5627
C29108	LX909	CA5513
C17308	LX910	CA283 A
C16136	LX912	CA4255
C311093/2	LX93	CA5155 RV
C28100	LX935	-
C2512	LX957	CA9754
C2538	LX957/3	CA9784
C14200	LX960	CA5961
C2982/1	LX962	CA5837
C18378	LX969	-
C30880/2	LX970	CA4221
C27798	LX971	CA4691
C21493	LX972	CA546
C29254/1	LX973	CA3289
C17262/1	LX974	CA282A
C17262	LX975/1	CA282
C2998/5x	LX977	CA9519
C1635	LX984/2	-
C2332	LX989	CA7142 RV
C2987	LX993	CA9078
C37132	LX997	CA8995
C2295/2	LX998	CA9410
C30125/1	LX999	CA9391
CF700	LXS05/1	CA3295 SY
CF600/1	LXS219	CA9746 SY
CF1800	LXS224	CA9048SY
CF1030	LXS225	CA4376SY
CF1310	LXS226	CA4692 SY RV
CF1400	LXS227	CA4691 SY RV
CF1560	LXS229	CA5971 SY RV
C2791	LXS230	CA7139 SY RV

(*) Filtros en desarrollo

TABLA DE CONVERSIÓN / CROSS REFERENCE



MANN	MAHLE	FRAM
C1157/2	LXS231	CA282SY
C20187/1	LXS232	CA598SY
CF500	LXS251	CA9352SY
CF300	LXS259	CA9003
CF1552	LXS260	CA5626 SY PU
CF1550	LXS261	CA9032 SY
CF1711	LXS262	CA9355 SY
CF933	LXS263	-
CF2000	LXS282	-
CF1140/2	LXS286	-
CF1610	LXS287	CA9380 SY RV
CF1710	LXS288	-
CF200/1	LXS295	-
CF1520	LXS305	-
CF1651	LXS312	-
CF1000	LXS37/1	CA3291 SY
CF600	LXS40/1	CA3105 SY
CF800	LXS41/1	CA4202 SY
CF1200	LXS42/1	CA4685 SY
CF1300	LXS43/1	CA3280 SY
CF1600	LXS44/1	CA5483 SY
CF700	LXS5/1	-
CF21239	LXS7229	CA7480SY
C20168	LXS7231	-
C20118	LXS7233	CA5407
W712/8	OC100	PH5566/2
W920/25	OC1009	PH4887
MW64	OC1019	PH6017 A
W719/50	OC1055	-
WP1045	OC1062	PH5529 RV
W712/73	OC1063	PH3614
W925/A	OC1123	-
W936/5	OC114	PH13
WP12121	OC1176*	-
W11102/35 y 36	OC121	PH49 A
W1126	OC133	PH2843/1
W1126/4	OC137/1	PH2956
W962/14	OC175	-
W920/21	OC18	PH9
W610/2	OC194	PH5317
W67/1	OC195	PH5594 / PH6607
W610/3	OC196	PH3807 / PH3807A / PH5949
W932	OC199	PH5796
W950/17	OC202	-
W713/19	OC203	PH4990 A
W917	OC204	PH2861 B
W811/80	OC205	-
W67/2	OC215	PH4997 RV
W68/3	OC216	PH4967
W610/1	OC217/6	PH4967
W920/32	OC232	PH4553 A
W712/43	OC235	PH5713
W920/6 / W920/21 / W920/48	OC236	PH9
W1114/80	OC239	P3828
W11102/14 (W11102/37)	OC246	PH8842
WP1144	OC248	PH4847 A
W712/52	OC250	PH5548
W610/3	OC259	PH5949 / PH8999

MANN	MAHLE	FRAM
W940/18	OC26	PH2842 / PH8E
W923	OC261	PH5443
W719/30	OC264	PH5552
W719/27	OC266	PH5803
WP1169	OC267	PH5103
W712/16 / W712/6	OC272	-
WP928/82	OC273	PH5126 RV
WP928/81	OC274	PH6355
WP928/80	OC275	PH5123
WP11102/3	OC282	P3555 A
W950/13	OC30	-
W915/9	OC300	PH927A
W1167/2	OC302	PH7014
W1168/5	OC303	PH7136
WP12300	OC304	HPH6349 A
W950/7	OC308	PH977
W75/3	OC309	PH5796
W712/12	OC317	PH2862 C
W1262	OC319	PH3757 RV
W950/18	OC320	PH3976
W934	OC324	PH2821 C
W932/81	OC33	PH2850
W923	OC332	PH5426
W940/34	OC333	PH3900
W1135	OC335	PH9748
W1170	OC35	PH2883
W723/3	OC38	PH2895
W11102/15 / W11102	OC40	PH2960
W11102/14	OC403	PH49 A
W1323	OC404	PH9503
WD962	OC41	-
W950/7	OC42/1	PH977
W719/45	OC456	-
W712/73	OC466	PH9566
W719/5	OC47	PH2870 A
W1170/7	OC474	PH8944 RV
W68	OC475	PH5885
WD13145	OC484	PH3335
W930/21	OC485	PH5833
W712/9	OC5	PH2864 A
W713/4	OC501	PH4482
W950/26	OC502	PH9453 RV
W1173	OC507	-
W719/30	OC522	PH5552
W131452	OC530	PH3335 RV
W1294	OC531	PH3375
WP1270	OC532	PH3555 A
W68/3	OC534	PH4967
W712/82	OC535	PH9763
W914/28	OC570	PH10268
W940	OC59	PH3569
W712/94	OC593/3	PH10757
W712/91	OC593/4	PH10757
W962	OC60	PH2801 B
W7008	OC606	PH10044 RV
W940/69	OC613	PH10267
W713/16	OC66	PH4558
W940/1 / W940/81	OC67	PH 2821 / PH8B
W79	OC704/1	PH5511
W712/21	OC74	PH2964

TABLA DE CONVERSIÓN / CROSS REFERENCE



MANN	MAHLE	FRAM
W713/18	OC81	PH3980 RV
W920/7	OC83	PH16
W712/22	OC90	PH4701
W712/95	OC977/1	PH11457
W714/4	OC983	PH5754
W914/7	OC984	PH2846
W910/1	OC985	PH4479 /PH2830
W712/83	OC988	PH3614
W815	OC99	-
W914/13	OC992	PH3562
HU932/8X	OX1011D	-
HU848/1x	OX126D	-
HU715/4X	OX127/1D	-
HU719/5x	OX128/1DECO	-
HU727/1x	OX133D	CH6848
H947/1	OX137D	CH5262
HU726/2X	OX143D	CH8530
H932/4	OX150D	CH2801
HU924/2x	OX151D	-
HU718/5X	OX153/7D	CH8902
HU718/1z	OX153/D2	-
HU718/1z	OX153D2	-
HU718/1K	OX153D3	CH9301ECO
HU925/4x	OX154/1D	-
HU 947/2 x	OX155D	-
HU818x	OX156D	CH9348ECO
HU932/6n	OX160DECO	-
HU931/5	OX161D	CH8751 RV
HU820X	OX163/4D	CH9305
HU842x	OX164D	CH8980 ECO
HU815/2X	OX166/1D	-
HU12140x	OX168D	CH5933 RV
HU934X	OX169D	CH9801
HU716/2X	OX171/2D	CH9657
HU945/2x	OX174D	CH9389 RV
HU816/2x	OX175D	-
HU721/4x	OX177/3D	CH9994ECO
HU514y	OX183/5DECO	-
HU514x	OX183/5D1ECO	-
HU719/7X	OX188D	CH9461 RV
H820/3X	OX18D	CH813PL
HU612X	OX193D	CH9443
HU831X	OX196/1D	CH10197ECO RV
HU8001x	OX196/3D	CH10636 ECO
H12111x	OX197D	CH2927 A
PFU19326x	OX198D	C175 E RV
H1271	OX199D	CH946 PL
H1034	OX200D	CH834 PL
HU615/3x	OX201	CH8978ECO
HU711x	OX203	CH9382ECO
HU711X	OX203D	CH9382
HU611X	OX209D	CH9580
HU923X	OX210D	CH9462ECO
P915	OX214D	C3PL
H1074	OX216D	CH155 PL RV
H1496	OX217D	CH238 A PL RV
H13153	OX218D	CH211A
H837	OX219D	C1677
PF1190X	OX30D	C31PL
HU711/51X	OX339/2D	CH9973

MANN	MAHLE	FRAM
HU712/6x	OX341	CH9706ECO
HU712/6X	OX341D	CH9706ECO
HU12110X	OX348D	CH9558
HU7005x	OX350/4DECO	CH11079ECO
HU719/3x	OX355/3	-
HU721/5x	OX361/4D	-
HU722X	OX368D1	-
HU713/1X	OX371D	CH9713ECO
HU719/6X	OX379D	CH9911
HU821x	OX380D	-
HU821x	OX380DECO	CH10323ECO
HU 722 z / HU 7029 z	OX381D	CH10160ECO
HU612/1x	OX382D	CH10054ECO
HU816x	OX387D	-
H1072/11x	OX3D	CH191 APL RV
HU612/2x	OX401	CH10246ECO
HU612/2x	OX401D	CH10246 RV
MH54X	OX410D	CH6015
HU6006z	OX416D1	CH10358ECO
HU712/7x	OX418	CH10047ECO
HU712/7X	OX418D	CH10047ECO RV
HU1390x	OX426	-
HU1390X	OX426D	-
HU618x	OX441DECO	-
H720X	OX47D	CH962PL
H1038x	OX51	CH834 PL
HU712/11x	OX553DECO	CH10623ECO
H12105X	OX5D	CH33 PL
H12110/2x	OX69D	CH2962
H1275x	OX71D	CH2963
H1164	OX75D	CH2989
H1019	OX784D	CH9023
HU718/1N	OX785D	CH5993
PF1055/1x	OX78D1	CH5412
HU7003x	OX825D	CH11461ECO
HU7002z	OX834D	CH11651ECO
HU7002z	OX834D ECO	-
PF1155K	OX85D	C4MB
HU938/1x	OX96D	CH5565
PF1055/1X	OX98D	CH2930
WA940/1	WFC1	PR3304
WA940/9	WFC17	-
WA923/1	WFC2	PR3908
WA940	WFC21	PR-3910
WA956	WFC3	PR3392 A RV
WA921/1	WFC4	PR3909
CUK29005	LAK413	CFA10934
CUK26005	LAK684	CFA10657
H962	HX89	-
WK720/2X	KC100D	PS8784
PU7005	KX398	-
CU4594	LA170	-
CUJ2952	LA439	CF10597
C77/7	LC3	-
C38145	LX752	CA9041
C1882	LX759	CA9709
C3898/3-2	LX804/S	CA8768-2
C2512	LX957/2	CA9754
C27161	LX1586	CA10290
C2683	LX1661	CA10192

(*) Filtros en desarrollo

TABLA DE CONVERSIÓN / CROSS REFERENCE



MANN	MAHLE	FRAM
C3230	LX1692	CA9849
C1430	LX1768	CA9493
C39002	LX2024/1	CA11425
C3273	LX2087	CA10334
C27003/1	LX2616	CA10525
C29008	LX2965	CA10520
C29015	LX3306	CA11458
C27030	LX3542	CA11654 ; CA12143
CF990/2	LXS256	-
PF1050/1N	OX38D	CH4536
HU951X	OX123/1D	CH8871ECO
HU719/5X	OX128/1D	CH10512ECO
HU7010Z	OX153/7D2	CH11277ECO
HU932/6N	OX160D	CH8158ECO
HU514Y	OX183/5D	CH11246ECO
HU514X	OX183/5D1	CH9918ECO
HU618X	OX441D	CH11208ECO
HU8006Z	OX779D	CH11120ECO
HU6002Z	OX835D	CH11498ECO
WK 31/2	KL13	G12-1
C 1552	LX578	-
MWK 44	KL145	-
TB15001z KIT	AL27*	-
WK8030	KC101/1*	-
WK954/1x	KC618*	-
-	KL1079*	-
WK68/1	KL185*	-
PU12003Z	KX387D ECO*	C11812ECO
PU7004Z	KX399D ECO*	-
-	KX542D*	-
-	KX570D*	-
CU2622	LA421*	-
-	LAK191/S*	-
CUK2544	LAK411*	-
-	LAK428/S*	-
-	LAK667*	-
-	LX1829*	-
-	LX1919*	-
C30013	LX1991*	-
-	LX2049/4*	-
C17237	LX2059*	-
C16007	LX2689*	-
-	LX3013*	-
C42002	LX3031*	-
-	LX4558*	-
-	LX4561*	-
-	LX925/1*	-
C28100	LX935/2*	-
CF400	LXS258*	-
W9020	OC1224*	-
W811/80	OC1254*	-
-	OC1421*	-
W1170/2 (W1160)	OC206*	-
-	OC976*	-
HU7012Z	OX1076D ECO*	-
-	OX1169D*	-
HU9001X	OX254D4 ECO*	-
HU7027Z	OX377D ECO*	-
WK8121	KC381*	-
PU8001/1	KX342 ECO*	-

MANN	MAHLE	FRAM
C28011	LX2956*	-
C24012	LX3579*	-
HU8007Z	OX353/7D ECO*	-
HU6006Z	OX416D1 ECO*	-

TABLA DE CONVERSIÓN / CROSS REFERENCE



FRAM	MAHLE	MANN
PFA5693 RV	AL12	TB1374X
P6893 RV	HC102	WH980/3
P6893 RV	HC105	WH980/3
P7566 RV	HC109	-
PH2870A	HC45	W719/4
P4637 RV	HC76	W950/8
PH10229	HC81	-
P10301	HC82	W1265
P5573 RV	HC83	W950/12
P3961	HC85	W1290/1
PH8798 RV	HC96	W930/14
P5158	HC99	W1374/2
CH803 APL	HX15	H601/4
C1660 A RV	HX52	H1497/1
CH9535ECO	HX77	HU721x
FT1187	HX84	H2826
PS9841 / PS10667	KC101	WK824/3
P3401	KC107	WK940/7
P4102	KC113	WK731
P1104	KC114	WK950/13
PS6643 RV	KC119	WK940/24
PS9029 RV	KC121	WK1060/3X / WK1030
PS8187 RV	KC122	WK1040 (Viene con el vaso incluido en la caja)
PS9025 RV	KC124	WK1060/1
PS9025	KC124/1	WK1060/1
PS9026 RV	KC125	WK1060 / WK1050/1
PS9026 / PS10610	KC125/1	WK1050/1
PS9027 RV	KC126	WK1060/4 (vaso fijo) / WK1060/8X (vaso removible)
PS7171	KC127	WK1156/1
PS9028	KC128	WK1060/2 (Vaso fijo) / WK1156 (sellado)
PS8787	KC129/1	WK758
P5173 RV	KC132	WK815
P1103 A RV	KC133	WK955/2
P8264 RV	KC134	WK950/13
P8043 / P3522	KC166	WK842
P9421	KC171	WK1149
P4183	KC18	WK842/2
PS9553WST	KC182	WK854/2
P5614 RV	KC186	WK950/6
P8943	KC187	WDK962/16
P9454	KC188	WK950/21
P9450	KC197	WK940/20
P4508	KC20	WK712/2
P10701	KC200	WK1080/7X
P9421	KC214	WK950/19
P4159	KC22	WK716
P3376 RV	KC222	WK11102/5
P4182	KC24	WK727 / WK723
P9626 RV	KC251	WDK11102/9
P1104	KC28	WK950/3
P4105	KC4	WK1162
P10607	KC437	WK1124
PS4886	KC46	WK940/11
P3627 (P4178)	KC5	WK815/80 (WK815/86)
P5537	KC51	WK836 (WK821 y WK736)
P4549A	KC63/1D	WK817/3X

FRAM	MAHLE	MANN
P5651	KC69	WK845/1
P4688 / P4182	KC6D	WK731 / WK724
P5694	KC75	WK962/7
PS4922	KC83	WK828
P5797	KC94	WK940/12
P5655	KC98	WK845/6
P9436 RV	KL100/2	WK842/13
PS8950	KL103	WK823
G7612	KL140	WK614/36
PS5896	KL147D	WK853/3x
G9879	KL149	WK532/1
P8916	KL154	WK823/1
P9554	KL160/1	WK841/1
P11039	KL169/4D	-
P8935	KL173	WK853/7
PS9514 RV	KL174	WK842/18
P9384	KL179	-
G3713	KL184	WK618
G7599	KL185	WK68/1x
G3736	KL19	WK830/3
G3829 RV	KL2	WK830/7
G5188 RV	KL222	WK48/3
G7649 RV	KL223	WK710/4
G8781	KL223/1	WK613/4
G5980	KL224/1	WK712/4
C10448ECO	KL228/2D	WK842/23x
P10222	KL229/4	WK857/1
P9452 RV	KL230	WK853/13
P10441	KL232	WK522
G5738 RV	KL237	WK613/3
G5738 RV	KL237/1	WK613/3
G7729 RV	KL238D	WK510
G5493 RV	KL239/1	WK513
G3744 RV	KL29	WK853
P9635	KL313	WK820/1
P4836	KL316	WK842/14
P4173	KL33	WK31/5
G5774	KL35	WK516
G3737	KL38	WK845
P10292	KL404/25	WK9007
P4836	KL41	WK842/3
P9811 RV	KL418	WK939
G9291 RV	KL420	WK612/7
P9947 RV	KL431	WK939/2
PS9451 RV	KL446	WK829/3
P11036	KL454	-
G9412	KL465	WK512/1
P10508	KL473	WK521/3
P9677	KL478	WK521/2
P11419	KL490/1	-
P10287	KL497	WK823/3x
P10287 RV	KL497D	WK823/3X
P10196	KL554	WK842/21x
P10196	KL554D	WK842/21x
G9839	KL559	WK614/46
G10214	KL570	-
G10215	KL571	WK720/4
G10243	KL572	WK69
G5540 RV	KL573	WK55/3
P10089	KL579D	WK5001

(*) Filtros en desarrollo

TABLA DE CONVERSIÓN / CROSS REFERENCE



FRAM	MAHLE	MANN
G5995 (Plastico)	KL582	WK58
G5857 RV	KL583	WK6002 (WK612/1)
G10819	KL592	WK720/6
P10195	KL599	WK853/17
G6400 RV	KL60	WK613
PS10398	KL600	-
PS10398	KL600D	WK939/8X
G7099 RV	KL61	WK79
G121	KL63	WK42/1
G9892F	KL635	WK730/4 / WK730/6
G5774	KL66	WK516/1
G5857 RV	KL72	WK6002 (WK612/1)
P5328	KL75	WK842/4
P9903	KL761	WK853/15
PS11213	KL763D	-
P9811	KL779	-
P10852A	KL781	-
P11238	KL787	-
P11047	KL788	WK9034z
G5870 RV	KL79	WK730/1
G9526	KL82	WK720
G5540 RV	KL83	WK512
G9527	KL87	WK711/1
G3744	KL88	WK834/1
G3829	KL9	-
P5661	KL99	WK845/3
C9766ECO	KX178	PU936/2x
C9766ECO RV	KX178D	PU936/2X
C9517	KX182/1D	PU941X
C11045	KX192D	PU1033x
C9815ECO	KX201	PU1018x
C9815 RV	KX201D	PU1018X
C8820	KX206D	P733/1X
C10705	KX208D	PU723X
C9927	KX218D	P718/1X
C10308 ECO	KX220D	PU825x
C10448ECO	KX228	PU936/1x
C10448ECO	KX228D	PU936/1X
C1191	KX23	P917X
C4661	KX24	P945X / P945/2
C11816PL	KX25	P824
C10750ECO	KX265D	PU9001X
C10353	KX268D	PU835X
C5946 / CG8673	KX333	P735x
C11860 PL	KX35D	P707/6
C11861 PL	KX36	P811x
C11860 ZP RV	KX43	BFU707
C11861 ZP RV	KX44	BFU811
C11864 ZP RV	KX49	BFU700
C5563	KX63/1	P716
C11861 PL	KX65D ECO	BFU900X
C8826 RV	KX67/2D	PU1046x
C11864Z	KX68D	BF700X
C10039 ECO RV (C5897)	KX78D	P732X
C5940	KX79D	P716/1X
C5932 RV	KX80D	PU999/1X
C8837	KX81D	PU822x
C8827	KX84D	PU1021X
C9712	KX85D	PU830X
CG8953	KX87D	PU922X

FRAM	MAHLE	MANN
CS3504 RV	KX88/1D	P1278/1
CS3558 RV	KX89/2D	P1234
C1166 PL RV	KX91	P934A
C1143PB	KX92D	P15159
CF5475	LA11	CU4251
CF9495	LA117	CU3337
CF9323	LA120	CU2545
CF10108	LA122/S	CU2327-2
CF8890	LA123	CU4442
CF9398	LA138	CU2940
CF10073	LA155	CU1835
CA9666	LA169	CU2433
CF9922	LA181	CU2939
CF9881	LA182	CU2842
CF9807	LA189	CU2143
CF10204-2	LA191/S	CU21000-2
CF9787	LA220	CU2559
CFA10209-2	LA239	-
CF10248	LA298	CU2434
CF10282	LA306	CU2243
CF10436	LA307	-
CF5663	LA31	CU2882
CF10062	LA344	CU2454
CF9810	LA358	CU4469
CF10892	LA395	-
CF11261	LA408	-
CF9478	LA422	CU2629
CF10536-2	LA428/S	CU3039-2
CF9655 RV	LA432	CU1722
CF5662	LA45	CU3955
CF10413	LA457	CU2040
CF5824	LA46	CU3192
CF10659	LA463	CU2436
CF10774	LA472	CU2442
CA4358	LA480	-
CF8989	LA499	CU2344
CF10776	LA531	-
CF9071	LA57	CU3448
CF9084	LA591	CU3162
CF5893	LA609	-
CF10829	LA612	CU20001
CF10845	LA642	CU2440
CF9655 RV	LA650	CU1722
CF10864	LA652/S	-
CF5892	LA653	CU2184
CF9656	LA677	CU5877
CF8867	LA74	CU2757
CF8868	LA75	CU3054
CF5817	LA77	CU3554
CF8331	LA78	CU3567
CF5551	LA8	CU2225
CA3105	LA811	CU26006
CF5865	LA82	CU2253
CF11119	LA820	CU1629
CF9051	LA83	CU3858
CF9085	LA87	CU2495
CF9645	LA93	CU3037
CFA9587	LAK138	CUK2940
CFA9921	LAK181	CU2939
CFA10209-2	LAK239	-

TABLA DE CONVERSIÓN / CROSS REFERENCE



FRAM	MAHLE	MANN
CFA10209-2	LAK239/S	-
CFA10458	LAK386	-
CFA11220-2	LAK467/S	-
CFA8869	LAK63	CUK2862
CA10216	LX1006/1D	-
CA9082	LX1044	C25101
CA9080	LX1048	C25117/2 (C25126)
CA7764 RV	LX1049	C2055
CA5347 RV	LX1055	C371774
CA5626	LX1056	C27844
CA4989 RV	LX1057	C13200
CA237 RV	LX1062	C1371
CA236 RV	LX1063	C16140
CA3105	LX1064	C13122
CA2647	LX1065	C2799
CA5812	LX1068	C22181
CA9355	LX1069	C301622
CA9032	LX1070	C27902
CA5304	LX1077	C1699
CA7139 RV	LX1092	C24578
CA9033	LX1093	C20457
CA8840	LX1094	C21105
CA8243 D	LX1095	C23121/2
CA5971	LX1096	C21367
CA5813	LX1097	C18142
CA5189	LX1098	C351592
CA598	LX1100	C30883/1
CA226 RV	LX1101	C29624
CA5967	LX1140	C22267
CA5741	LX1142	C17337/2
CA224 RV	LX116	C24444
CA9711	LX1211	C35154
CA8847 / CA10250	LX1258	C3875
CA10256	LX1262	C41110
CA4924 / CA8040 / CA5619	LX1266	C2329
CA9806	LX1269	C2851
CA7440 RV	LX1272	C28150 (C30116)
CA9680	LX1277	C14114
CA9560 RV	LX1281	C341500
CA9572	LX1282	C3087
CA9482 RV	LX1286	C2620
CA9315	LX1287	C3485/1
CA2663A	LX13	-
CA8736	LX1312	C2693
CA9352	LX1314	C20500
CA5981 RV	LX1315	C1944
CA3914	LX1316	C41135
CA9314	LX1451	C3485/2
CA9764	LX1452	C3282
CA5485 EE	LX147	C13109
CA10057	LX1482	-
CA10328	LX1500	C36188
CA9800	LX1566	C14130
CA5578	LX1568	C21104/2 (C21104/1)
CA2718 EE	LX157	C2120
CA9352	LX1587	C20500 - C311345/1
CA9511	LX1597	C4151
CA8782	LX1598	C2677/1

FRAM	MAHLE	MANN
CAK253	LX16	-
CA2671 PL EE	LX160	C2436/1 (C2436)
CA10472	LX1605	C24137/1
CA10234 RV	LX1631	C2420
CA10165 RV	LX1645	C2240
CA9950	LX1650	C1370
CA9937	LX1655	C3366
CA9991	LX1656	C29168
CA9002 RV	LX1673	C16400
CA9003	LX1687/1	C15300
CAK258 RV	LX17	C16190
CA9411	LX1711	C1932
CA5929	LX1712	C2776
CA9283 / CA9936	LX1713	C18263
CA5626 PU	LX1716	C27830
CA10237	LX1745	C4292
CA10651	LX1748	C25115
CA11075	LX1751	-
CA10023	LX1765	C25118/1
CA7480 RV	LX1777	C311170
CA9290 RV	LX1779	C2969
CA9746	LX1801	C23610
CA10028	LX1802	C11100
CA9424	LX1835	C37153/1
CA8996	LX1886	C32199
CA9902 RV	LX1915	C2324
CA7774 RV	LX1937	C1761
CA9945 RV	LX1993	C3324
CA3105	LX200	C13114/4
CA10416	LX2023	C36002
CA10675	LX2036	C36145
CA10522	LX2046	C32130
CA11652	LX2061/1	C33006
CA11305	LX2077/3	C24025
CA11360	LX2077/4	-
CA3333 EE	LX208	C2852/2
CA5699 RV	LX2082/1	C321420/2
CA10485	LX2091D	C16114x
CA10085	LX2093	C43102
CA9747	LX2109	C261100
CA10111	LX2124	C16244
CA10112	LX2125	C23107
CA4685	LX227	C23440/1
CA4202	LX236	C17225/3
CA3290	LX241	C24650
CA3291	LX243	C20325
CA11118	LX2525	-
CA9393	LX2530	C24203
CA9833	LX2531	C11102
CA10221 RV	LX2532	C18450/1
CA9369	LX2533	C21470
CA3660 RV	LX259	C2860
CA10286	LX2612	-
CA10030	LX2619	C25710/3
CA10031 RV	LX2620	C30810/3
CA10477 RV	LX2621	C281012
CA10653	LX2633	C17006
CA10416	LX2637	-
CA10131 RV	LX2643	C3092
CA10130 RV	LX2644	C22113

(*) Filtros en desarrollo

TABLA DE CONVERSIÓN / CROSS REFERENCE



FRAM	MAHLE	MANN
CA5058	LX2645	C2850
CA4202	LX2646	C17232
CA3291	LX265	C20325/2
CA3280	LX271/2	C24650/1
CA4260 RV	LX272	C1176/3
CA4215	LX273	C30850/2
CA10518	LX2738	C3495
CA3295	LX275	C15165/3
CA10994	LX2787	C27125
CA9074	LX2830	C2686
CA10355	LX2834	C24011
CA3165 PL	LX2846	C2355
CA5164	LX2849	C3577
CA1566 EE	LX2851	C1241
CA3164 EE	LX2852	C2843/1
CA3115	LX2853	C13114/7
CA4352 EE	LX2854	TA130 (C3254)
CA3154 EE	LX290	C1380
CA5301 RV	LX296	C31152/1
CA3168 / CA4499	LX298	TA163 (C2535/1)
CA11072	LX2995	C3585
CA9834	LX3108	C1016
CA9835	LX3109	C1425
CA11104	LX3115	C29003
CA5308 EE	LX329	C16113
CA5229 EE	LX330	C18121
CA5160 EE	LX332	C3032/1
CA5435	LX334	C60230
CA5636	LX335	C60345
CA10227 RV	LX3354	C36005
CA11411	LX3477	-
CA11077	LX3679	-
CA5329 RV	LX384	C1460
CA5400 RV	LX389	C3178 / C3167/1
CA8737 RV	LX3986	C17337 (C17337/2)
CA5370	LX405	C27154/1
CA4567	LX414	C2999
CA5377	LX417	-
CA5377	LX418	C28136/1
CA5357	LX435	C26138/1
CA5948	LX439/1	C30195/2
CA5108	LX448	C26168
CA4221	LX450	C30880/2
CA5613 RV	LX452	C27103
CA5140	LX453	C2571/1
CA4598	LX454	C2440/1
CA5673	LX475	C2282
CA4813 EE	LX478/1	C17129
CA4760 / CA5456	LX486	C1760
CA5488	LX488	C3173
CA5233	LX492	C32120
CA5266	LX495	C3074
CA5671	LX496	C15127/2
CA5463	LX509	C3042/1
CA8668	LX513	C32338/1
CA5461 EE	LX519	C1399/2
CA5492	LX521	C37148
CA5494	LX522	C40107
CA5496	LX523	C2256
CA5501	LX524	C2295

FRAM	MAHLE	MANN
CA4893	LX531	C30703
CA5781 RV	LX537	C29198
PA4419	LX54	C34109
CA4259 / CA3167	LX55	C1399
CA5368	LX562	C24393
CA5671	LX567	C15127/2
CA5111	LX572	C33156
CA3901 RV	LX577	C3594/1
CA5495	LX589	C2664
CA8887	LX593/1	C26206/1
CA5787 RV	LX610	C16247/1
CA5611 EE RV	LX611	C17278
CA5680	LX614	C34116/1
CA5630 A	LX618	C25100/1
CA5108	LX622	C26168
CA5578	LX624	C2056
CA5699 RV	LX626	C331600/2
CA5358 RV	LX632	C2774
CA8675	LX642	C2192
CA8674	LX643	C2159
CA8675	LX645/1	C2192/2
CA5884 / CA8774	LX646	C1145/5
CA5091	LX673	C16120
CA5827	LX684	C37153
CA5682	LX687	C2677
CA5677	LX689	C2973
CA9375	LX694	C27124
CA9098	LX704/1	C3251
CA9431	LX709	C2295/3X
CA9419 RV	LX712	C301500
CA8666	LX713	C321447
CA5759	LX714	C301240
CA5657 RV	LX719	C2874
CA5970	LX735	C30130
CA9477	LX742	C24123/1
CA8963	LX744	C32123/1
CA502	LX760	C311226/1
CA8964	LX773	C1858/2 (C1858/1)
CA9388 RV	LX776	C291032/1 - C29010 Kit
CA9411	LX788	C1932
CA8162	LX790	C2679
CA10236	LX792	C39219
CA11425	LX793	-
CA8789 RV	LX794	C1381
CA4354 EE	LX81	C2555/2
CA5466 RV	LX811	C2731/1
CA10312	LX814/1	-
CA9409	LX819	C27192/1
CA5522	LX821	C26126
CA5941	LX824	C2771
CA5585	LX832/1	-
CA8748 RV	LX852	C1286/1
CA5567	LX874	C16166
CA8821	LX876	C32154/1
CA5891	LX886	C25146
CA2653	LX902/1	C2639
CA5156	LX906	C26111
CA5325	LX907	C2496
CA5627	LX908	C2585
CA5513	LX909	C29108

TABLA DE CONVERSIÓN / CROSS REFERENCE



FRAM	MAHLE	MANN
CA283 A	LX910	C17308
CA4255	LX912	C16136
CA5155 RV	LX93	C311093/2
CA9754	LX957	C2512
CA9784	LX957/3	C2538
CA5961	LX960	C14200
CA5837	LX962	C2982/1
CA4221	LX970	C30880/2
CA4691	LX971	C27798
CA546	LX972	C21493
CA3289	LX973	C29254/1
CA282A	LX974	C17262/1
CA282	LX975/1	C17262
CA9519	LX977	C2998/5x
CA7142 RV	LX989	C2332
CA9078	LX993	C2987
CA8995	LX997	C37132
CA9410	LX998	C2295/2
CA9391	LX999	C30125/1
CA3295 SY	LXS05/1	CF700
CA9746 SY	LXS219	CF600/1
CA9048SY	LXS224	CF1800
CA4376SY	LXS225	CF1030
CA4692 SY RV	LXS226	CF1310
CA4691 SY RV	LXS227	CF1400
CA5971 SY RV	LXS229	CF1560
CA7139 SY RV	LXS230	C2791
CA282SY	LXS231	C1157/2
CA598SY	LXS232	C20187/1
CA9352SY	LXS251	CF500
CA9003	LXS259	CF300
CA5626 SY PU	LXS260	CF1552
CA9032 SY	LXS261	CF1550
CA9355 SY	LXS262	CF1711
CA9380 SY RV	LXS287	CF1610
CA3291 SY	LXS37/1	CF1000
CA3105 SY	LXS40/1	CF600
CA4202 SY	LXS41/1	CF800
CA4685 SY	LXS42/1	CF1200
CA3280 SY	LXS43/1	CF1300
CA5483 SY	LXS44/1	CF1600
CA7480SY	LXS7229	CF21239
CA5407	LXS7233	C20118
PH5566/2	OC100	W712/8
PH4887	OC1009	W920/25
PH6018	OC1018	-
PH6017 A	OC1019	MW64
PH6022	OC1021	-
PH5529 RV	OC1062	WP1045
PH3614	OC1063	W712/73
PH13	OC114	W936/5
PH49 A	OC121	W11102/35 y 36
PH2843/1	OC133	W1126
PH2956	OC137/1	W1126/4
PH9	OC18	W920/21
PH5317	OC194	W610/2
PH5594 / PH6607	OC195	W67/1
PH3807 / PH3807A / PH5949	OC196	W610/3

FRAM	MAHLE	MANN
PH5796	OC199	W932
PH4990 A	OC203	W713/19
PH2861 B	OC204	W917
PH4997 RV	OC215	W67/2
PH4967	OC216	W68/3
PH4967	OC217/6	W610/1
PH4553 A	OC232	W920/32
PH5713	OC235	W712/43
PH9	OC236	W920/6 / W920/21 / W920/48
PH4952	OC237/1	-
P3828	OC239	W1114/80
PH8842	OC246	W11102/14 (W11102/37)
PH4847 A	OC248	WP1144
PH5548	OC250	W712/52
PH5949 / PH8999	OC259	W610/3
PH2842 / PH8E	OC26	W940/18
PH5443	OC261	W923
PH5552	OC264	W719/30
PH5803	OC266	W719/27
PH5103	OC267	WP1169
PH5126 RV	OC273	WP928/82
PH6355	OC274	WP928/81
PH5123	OC275	WP928/80
P3555 A	OC282	WP11102/3
PH927A	OC300	W915/9
PH7014	OC302	W1167/2
PH7136	OC303	W1168/5
HPH6349 A	OC304	WP12300
PH977	OC308	W950/7
PH5796	OC309	W75/3
PH5717	OC312	-
PH2862 C	OC317	W712/12
PH3757 RV	OC319	W1262
PH3976	OC320	W950/18
PH2821 C	OC324	W934
PH2850	OC33	W932/81
PH5426	OC332	W923
PH3900	OC333	W940/34
PH6643	OC334	-
PH9748	OC335	W1135
PH2883	OC35	W1170
PH2895	OC38	W723/3
PH2960	OC40	W11102/15 / W11102
PH49 A	OC403	W11102/14
PH9503	OC404	W1323
PH977A	OC42	-
PH977	OC42/1	W950/7
PH9566	OC466	W712/73
PH2870 A	OC47	W719/5
PH8944 RV	OC474	W1170/7
PH5885	OC475	W68
PH3335	OC484	WD13145
PH5833	OC485	W930/21
PH2864 A	OC5	W712/9
PH4482	OC501	W713/4
PH9453 RV	OC502	W950/26
PH5552	OC522	W719/30
PH49 A	OC529	-

(*) Filtros en desarrollo

TABLA DE CONVERSIÓN / CROSS REFERENCE



FRAM	MAHLE	MANN
PH3335 RV	OC530	W131452
PH3375	OC531	W1294
PH3555 A	OC532	WP1270
PH4967	OC534	W68/3
PH9763	OC535	W712/82
PH10268	OC570	W914/28
PH3569	OC59	W940
PH10757	OC593/3	W712/94
PH10757	OC593/4	W712/91
PH2801 B	OC60	W962
PH10044 RV	OC606	W7008
PH10267	OC613	W940/69
PH4558	OC66	W713/16
PH 2821 / PH8B	OC67	W940/1 - W940/81
PH5511	OC704/1	W79
PH2964	OC74	W712/21
PH3980 RV	OC81	W713/18
PH16	OC83	W920/7
PH4701	OC90	W712/22
PH11457	OC977/1	W712/95
PH5754	OC983	W714/4
PH2846	OC984	W914/7
PH4479 / PH2830	OC985	W910/1
PH3614	OC988	W712/83
PH3562	OC992	W914/13
CH11299ECO	OX1012D	-
CH6848	OX133D	HU727/1x
CH5262	OX137D	H947/1
CH8530	OX143D	HU726/2X
CH2801	OX150D	H932/4
CH8902	OX153/7D	HU718/5X
CH9301ECO	OX153D3	HU718/1K
CH9348ECO	OX156D	HU818x
CH8751 RV	OX161D	HU931/5
CH9305	OX163/4D	HU820X
CH8980 ECO	OX164D	HU842x
CH5933 RV	OX168D	HU12140x
CH9801	OX169D	HU932/8X / HU934x
CH9657	OX171/2D	HU716/2X
CH9389 RV	OX174D	HU945/2x
CH9994ECO	OX177/3D	HU721/4x
CH9461 RV	OX188D	HU719/7X
CH813PL	OX18D	H820/3X
CH9443	OX193D	HU612X
CH10197ECO	OX196/1	-
CH10197ECO RV	OX196/1D	HU831X
CH10636 ECO	OX196/3D	HU8001x
CH2927 A	OX197D	H12111x
C175 E RV	OX198D	PFU19326x
CH946 PL	OX199D	H1271
CH834 PL	OX200D	H1034
CH8978ECO	OX201	HU615/3x
CH8978ECO	OX201D	-
CH9382ECO	OX203	HU711x
CH9382	OX203D	HU711X
CH9580	OX209D	HU611X
CH9462ECO	OX210D	HU923X
C3PL	OX214D	P915
CH155 PL RV	OX216D	H1074
CH238 A PL RV	OX217D	H1496

FRAM	MAHLE	MANN
CH211A	OX218D	H13153
C1677	OX219D	H837
C31PL	OX30D	PF1190X
CH9973	OX339/2D	HU711/51X
CH9706ECO	OX341	HU712/6x
CH9706ECO	OX341D	HU712/6X
CH9558	OX348D	HU12110X
CH11079ECO	OX350/4DECO	HU7005x
CH9955ECO	OX367D	-
CH9713ECO	OX371D	HU713/1X
CH9911	OX379D	HU719/6X
CH10323ECO	OX380DECO	HU821x
CH10160ECO	OX381D	HU 722 z - HU7029z
CH10054ECO	OX382D	HU612/1x
CH191 APL RV	OX3D	H1072/11x
CH10246ECO	OX401	HU612/2x
CH10246 RV	OX401D	HU612/2x
CH11217ECO	OX404D	-
CH6015	OX410D	MH54X
CH10358ECO	OX416D1	HU6006z
CH10047ECO	OX418	HU712/7x
CH10047ECO RV	OX418D	HU712/7X
CH962PL	OX47D	H720X
CH834 PL	OX51	H1038x
CH10623ECO	OX553DECO	HU712/11x
CH33 PL	OX5D	H12105X
CH2962	OX69D	H12110/2x
CH2963	OX71D	H1275x
CH2989	OX75D	H1164
CH9023	OX784D	H1019 / HU920X
CH5993	OX785D	HU718/1N
CH5412	OX78D1	PF1055/1x
CH11461ECO	OX825D	HU7003x
CH11651ECO	OX834D	HU7002z
C4MB	OX85D	PF1155K
CH5565	OX96D	HU938/1x
CH2930	OX98D	PF1055/1X
PR3304	WFC1	WA940/1
PR3908	WFC2	WA923/1
PR-3910	WFC21	WA940
PR3392 A RV	WFC3	WA956
PR3909	WFC4	WA921/1
PH11929	OC1252	-
PH2978	OC140	-
CA352	LX1	-
CA8817	LX1662	-
CA11209	LX1741	-
CFA10934	LAK413	CUK29005
CFA10657	LAK684	CUK26005
CFA8878	LAK226	-
PS8784	KC100D	WK720/2X
G3747	KL36	-
P11460	KL155/1	-
G3727	KL158	-
PS10398	KL633D	-
P11196	KL912	-
C10778ECO	KX331D	-
C11197ECO	KX341	-
C11812ECO	KX387D	-
CF9686	LA157	-

TABLA DE CONVERSIÓN / CROSS REFERENCE



FRAM	MAHLE	MANN
CF9691	LA230	-
CF10025	LA241	-
CF10597	LA439	CU2952
CF11661	LA875	-
CA5682	LA1255	-
CFA5846	LAK32/1	-
CFA9404	LAK120	-
CFA9881	LAK182	-
CFA11429	LAK855	-
CFA11643	LAK888	-
CA9041	LX752	C38145
CA9709	LX759	C1882
CA8768-2	LX804/S	C3898/3-2
CA9754	LX957/2	C2512
CA10290	LX1586	C27161
CA10192	LX1661	C2683
CA9849	LX1692	C3230
CA9993	LX1764	-
CA9493	LX1768	C1430
CA6394	LX1999	-
CA11425	LX2024/1	C39002
CA10334	LX2087	C3273
CA10525	LX2616	C27003/1
CA9784	LX2631	-
CA10520	LX2965	C29008
CA11458	LX3306	C29015
CA11654 ; CA12143	LX3542	C27030
PH4997	OC1253	-
CH4536	OX38D	PF1050/1N
CH8871ECO	OX123/1D	HU951X
CH10512ECO	OX128/1D	HU719/5X
CH11277ECO	OX153/7D2	HU7010Z
CH8158ECO	OX160D	HU932/6N
CH11246ECO	OX183/5D	HU514Y
CH9918ECO	OX183/5D1	HU514X
CH11038ECO	OX254D4	-
CH9018ECO	OX258D	-
CH11079ECO	OX350/4D	-
CH10670ECO	OX351D	-
CH11208ECO	OX441D	HU618X
CH11120ECO	OX779D	HU8006Z
CH11060	OX814D	-
CH11498ECO	OX835D	HU6002Z
CH11473ECO	OX982D	-
CH11242ECO	OX983D	-
G12-1	KL13	WK 31/2
PH2874	OC11	-
PH966B	OC21	-
-	AL27*	TB15001z KIT
-	KC101/1*	WK8030
-	KC618*	WK954/1x
-	KL1079*	-
-	KL185*	WK68/1
C11812ECO	KX387D ECO*	PU12003Z
-	KX399D ECO*	PU7004Z
-	KX542D*	-
-	KX570D*	-
-	LA421*	CU2622
-	LAK191/S*	-
-	LAK411*	CUK2544

FRAM	MAHLE	MANN
-	LAK428/S*	-
-	LAK667*	-
-	LX1829*	-
-	LX1919*	-
-	LX1991*	C30013
-	LX2049/4*	-
-	LX2059*	C17237
-	LX2689*	C16007
-	LX3013*	-
-	LX3031*	C42002
-	LX4558*	-
-	LX4561*	-
-	LX925/1*	-
-	LX935/2*	C28100
-	LXS258*	CF400
-	OC1224*	W9020
-	OC1254*	W811/80
-	OC1421*	-
-	OC206*	W1170/2 (W1160)
-	OC976*	-
-	OX1076D ECO*	HU7012Z
-	OX1169D*	-
-	OX254D4 ECO*	HU9001X
-	OX377D ECO*	HU7027Z
-	KC381*	WK8121
-	KX342 ECO*	PU8001/1
-	LX2956*	C28011
-	LX3579*	C24012
-	OX353/7D ECO*	HU8007Z
-	OX416D1 ECO*	HU6006Z

(*) Filtros en desarrollo

MAHLE

MAHLE Argentina S.A.
Ruta Panamericana, km 37,5
Garin, Argentina
Teléfono: +54 (3327) 41-4231

www.mahle-aftermarket.com

PUBLICACIÓN PARA ARGENTINA

Versión: Octubre 2018